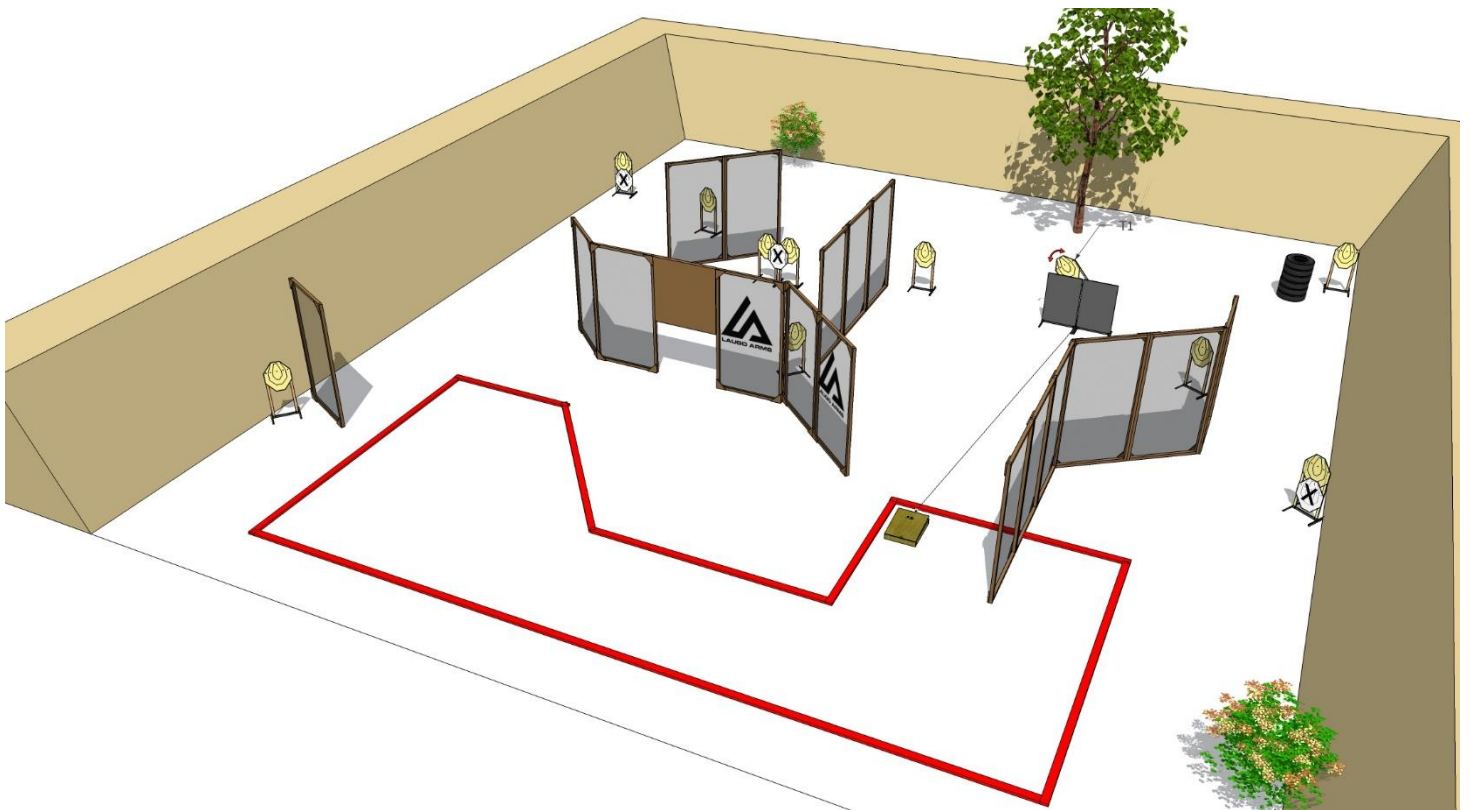


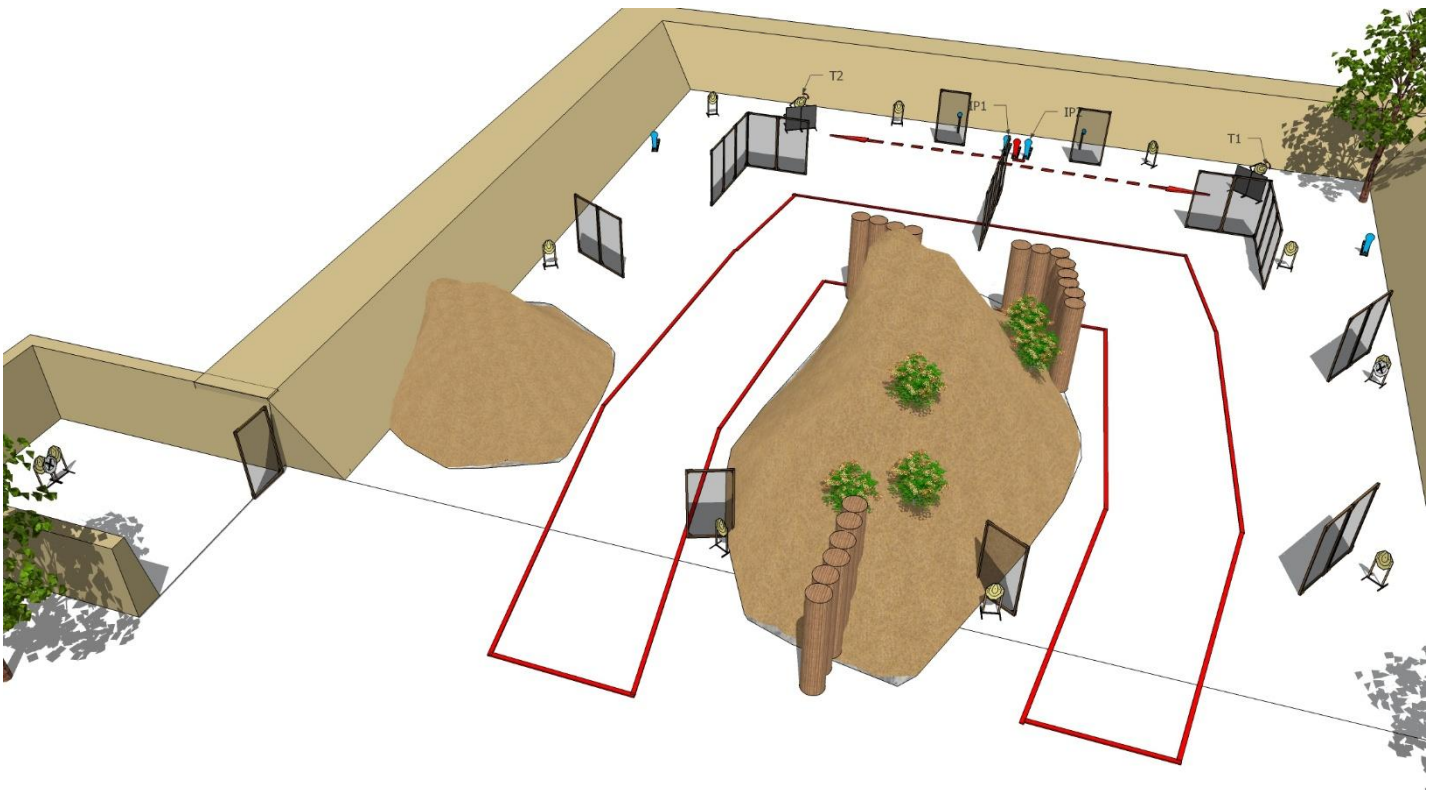
## Stage 1

Targets:	11 IPSC Targets
Number of rounds to be scored:	22
Start position:	Standing anywhere within designated area
Handgun Ready Condition:	
Time starts:	Audible
Procedure:	After start signal engage all the targets from designated area. Platform activate target T1. All moving targets stays visible at end of their movement
Safety angles:	90 degrees left/right and top of the backstop



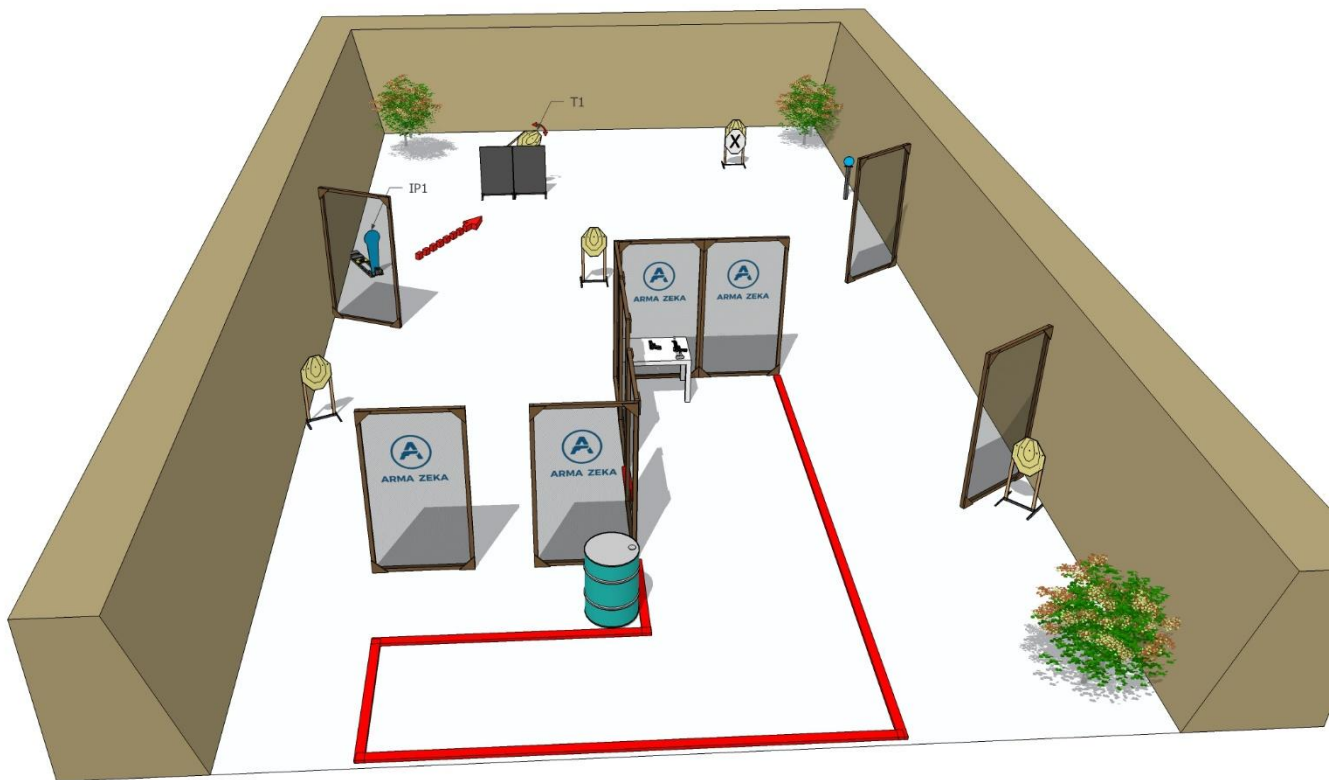
## Stage 2

Targets:	13 IPSC Targets, 4 IPSC poppers, 2 IPSC metal plates
Number of rounds to be scored:	32
Start position:	Standing anywhere within designated area
Handgun Ready Condition:	
Time starts:	Audible
Procedure:	After start signal engage all the targets from designated area. IP1 activate target T1, IP2 activate target T2. All moving targets stays visible at end of their movement.
Safety angles:	90 degrees left/right and top of the backstop



## Stage 3

Targets:	5 IPSC Targets, 1 IPSC popper, 1 IPSC metal plate
Number of rounds to be scored:	12
Start position:	Standing anywhere within designated area
Handgun Ready Condition:	Lying on the table, magazine inserted, chamber empty
Time starts:	Audible
Procedure:	After start signal engage all the targets from designated area. IP1 activate target T1. All moving targets stays visible at end of their movement
Safety angles:	90 degrees left/right and top of the backstop



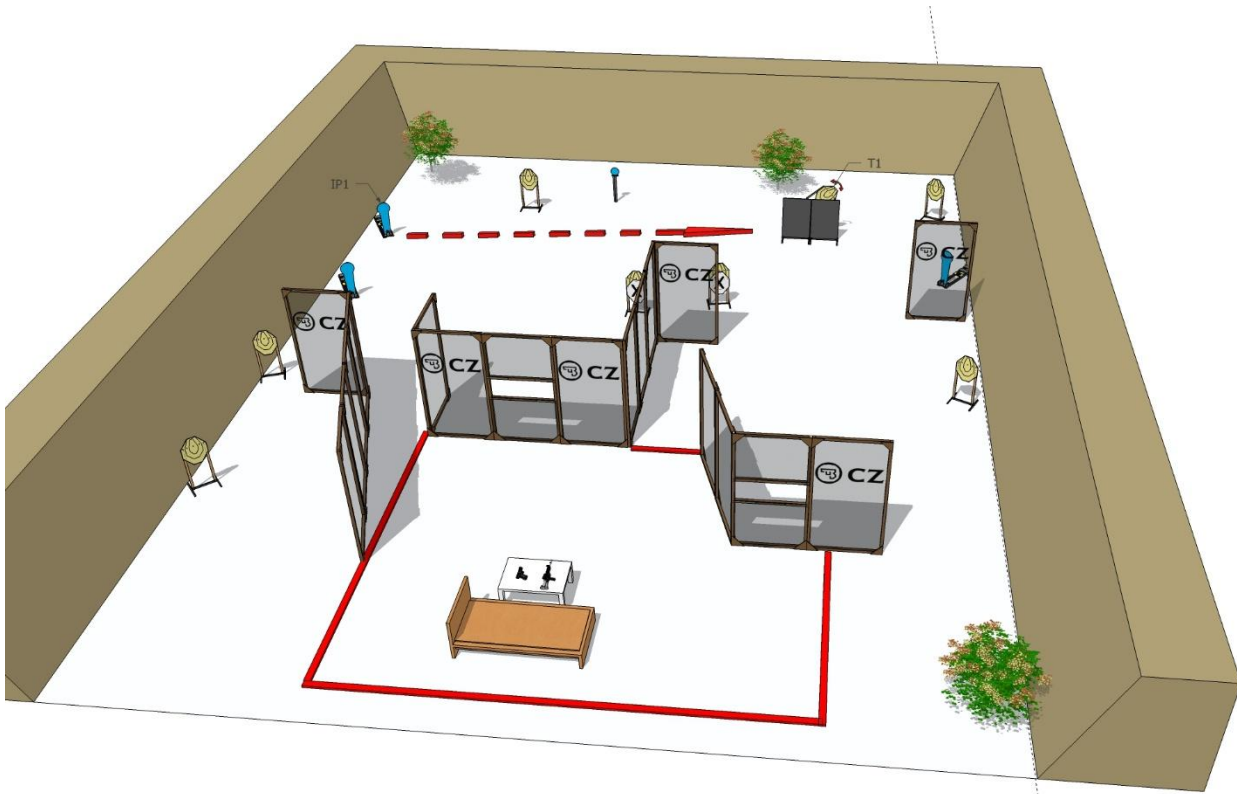
## Stage 4

Targets:	14 IPSC Targets, 3 IPSC poppers, 1 IPSC metal plate
Number of rounds to be scored:	32
Start position:	Standing at marks
Handgun Ready Condition:	
Time starts:	Audible
Procedure:	After start signal engage all the targets from designated area. IP1 activate target T1, IP2 activate target T2. All moving targets stays visible at end of their movement.
Safety angles:	90 degrees left/right and top of the backstop



## Stage 5

Targets:	8 IPSC Targets, 3 IPSC poppers, 1 IPSC metal plate
Number of rounds to be scored:	20
Start position:	Lying on a bed as RO demonstrate
Handgun Ready Condition:	Lying on the table, magazine inserted, chamber empty
Time starts:	Audible
Procedure:	After start signal engage all the targets from designated area. IP1 activate target T1. All moving targets stays visible at end of their movement
Safety angles:	90 degrees left/right and top of the backstop








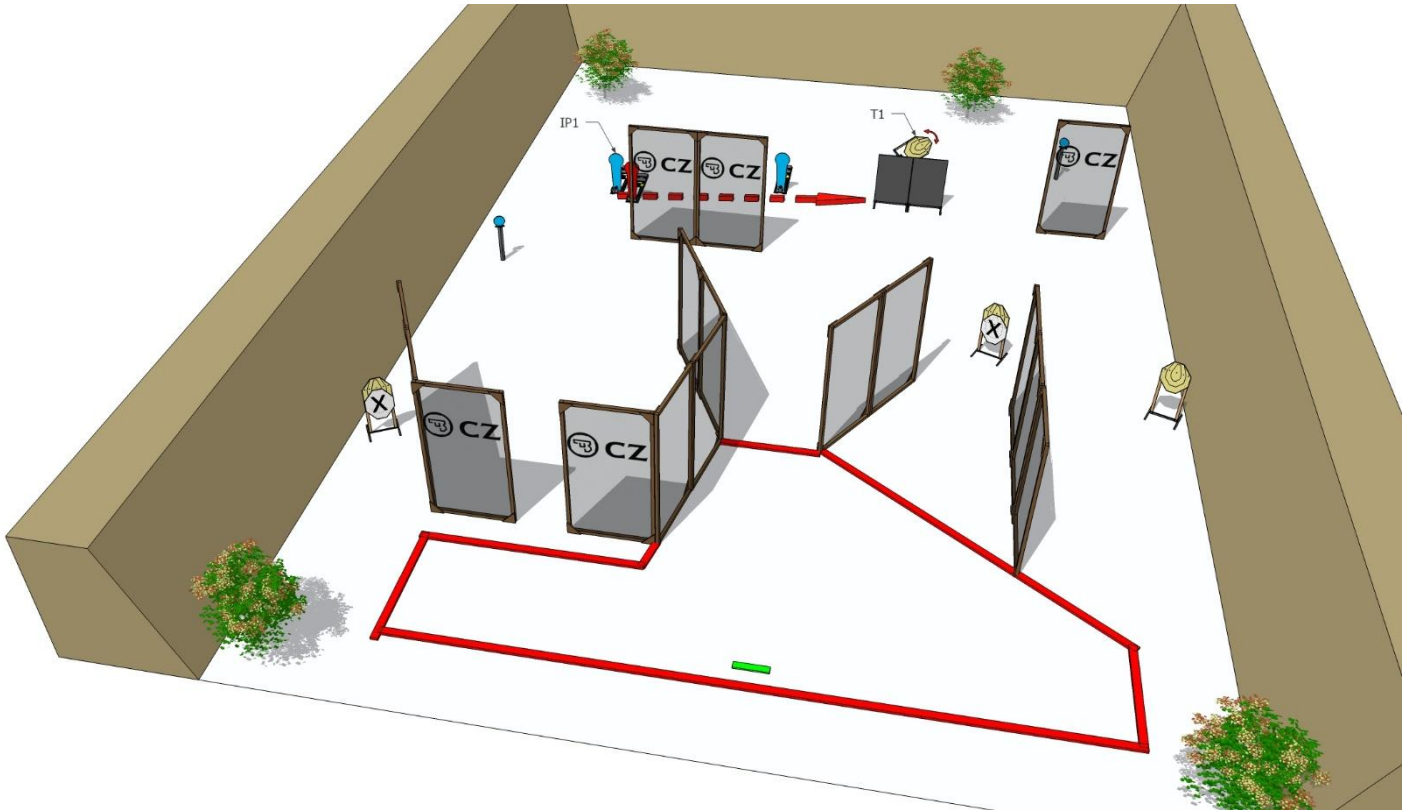
## Stage 7

Targets:	5 IPSC Targets, 2 IPSC poppers
Number of rounds to be scored:	12
Start position:	Sitting on a chair
Handgun Ready Condition:	Holstered, magazine inserted, chamber empty
Time starts:	Audible
Procedure:	After start signal engage all the targets from designated area. IP1 activate target T1. All moving targets stays visible at end of their movement
Safety angles:	90 degrees left/right and top of the backstop



## Stage 8

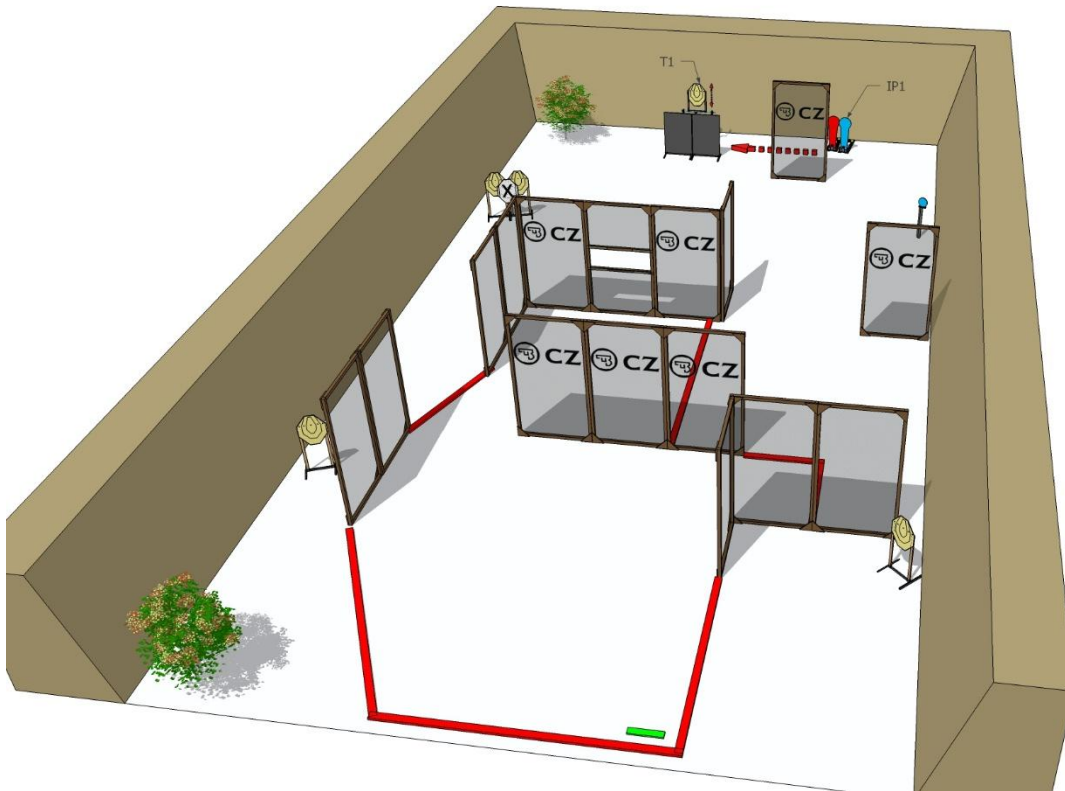
Targets:	4 IPSC Targets, 2 IPSC metal plates, 2 IPSC poppers
Number of rounds to be scored:	12
Start position:	Standing at marks
Handgun Ready Condition:	
Time starts:	Audible
Procedure:	After start signal engage all the targets from designated area. IP1 activate target T1.
Safety angles:	90 degrees left/right and top of the backstop





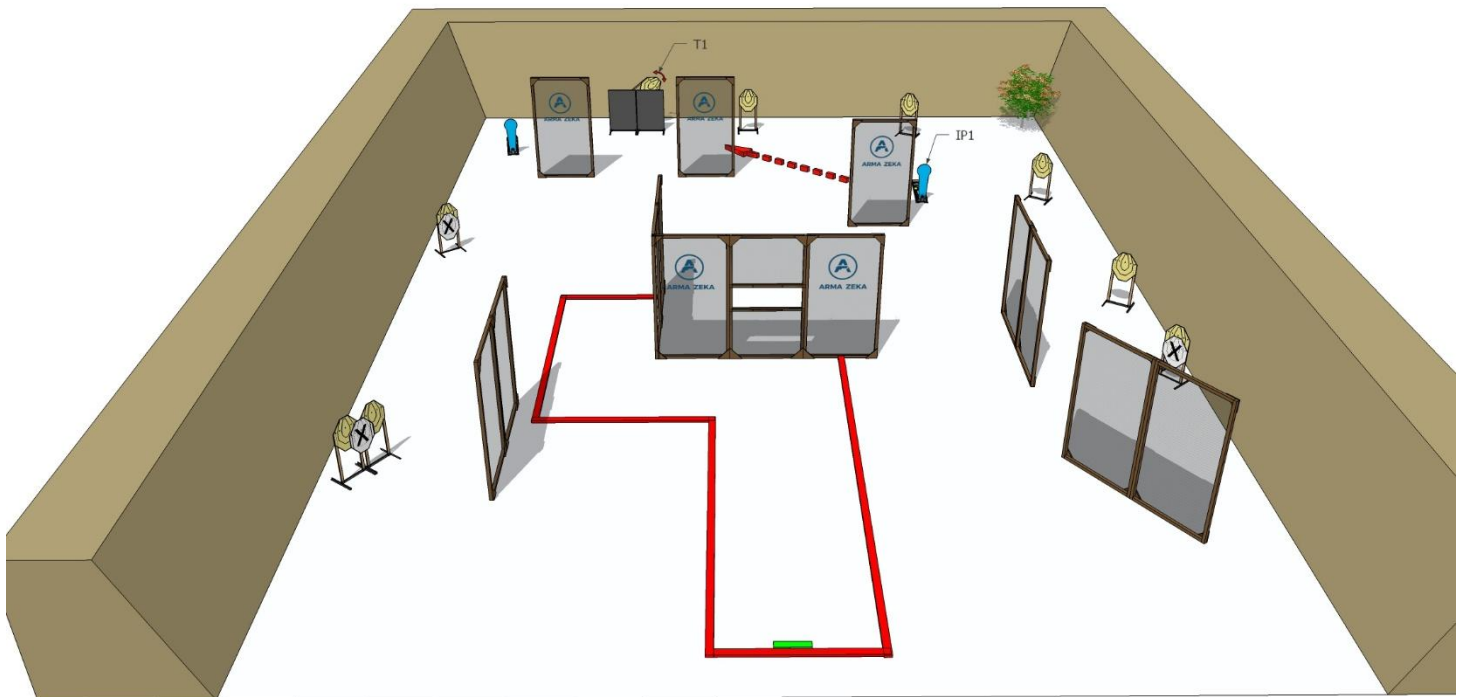
## Stage 9

Targets:	5 IPSC Targets, 1 IPSC popper, 1 IPSC Metal plate
Number of rounds to be scored:	12
Start position:	Standing at marks
Handgun Ready Condition:	
Time starts:	Audible
Procedure:	After start signal engage all the targets from designated area. IP1 activate target T1. All moving targets stays visible at end of their movement
Safety angles:	90 degrees left/right and top of the backstop



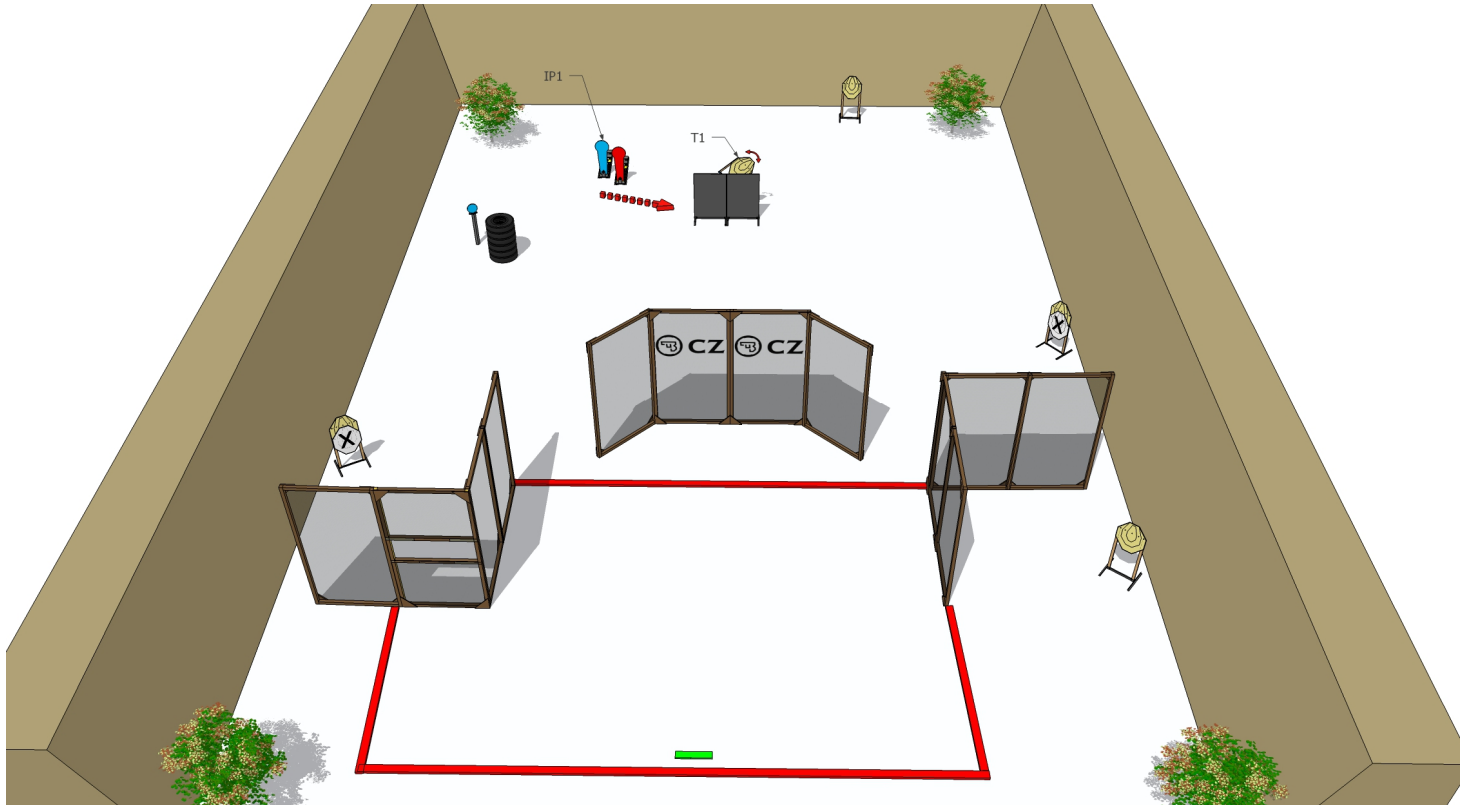
## Stage 10

Targets:	9 IPSC Targets, 2 IPSC poppers
Number of rounds to be scored:	20
Start position:	Standing at marks
Handgun Ready Condition:	
Time starts:	Audible
Procedure:	After start signal engage all the targets from designated area. IP1 activate target T1. All moving targets stays visible at end of their movement
Safety angles:	90 degrees left/right and top of the backstop



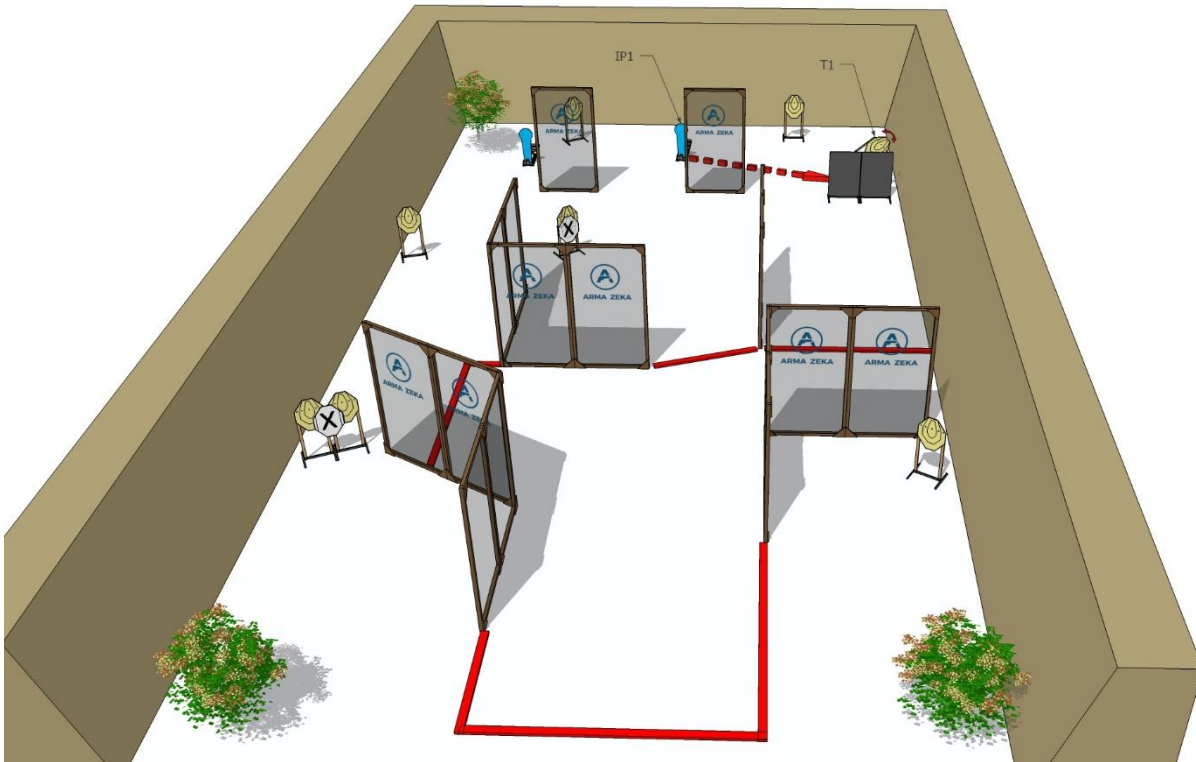
## Stage 11

Targets:	5 IPSC Targets, 1 IPSC poppers, 1 IPSC metal plates
Number of rounds to be scored:	12
Start position:	Standing at marks
Handgun Ready Condition:	
Time starts:	Audible
Procedure:	After start signal engage all the targets from designated area. IP1 activate target T1. All moving targets stays visible at end of their movement
Safety angles:	90 degrees left/right and top of the backstop



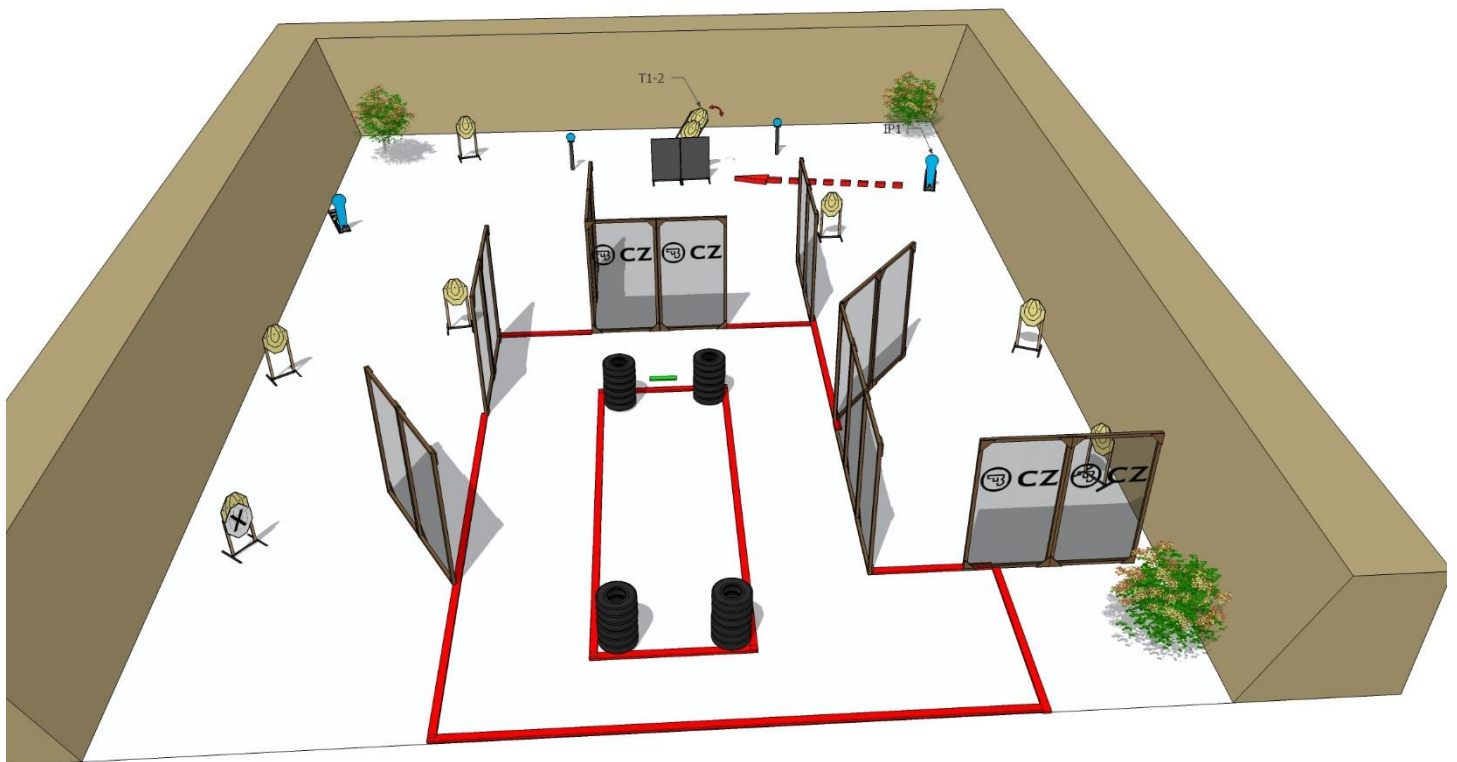
## Stage 12

Targets:	8 IPSC Targets, 2 IPSC poppers,
Number of rounds to be scored:	18
Start position:	Standing anywhere within designated area
Handgun Ready Condition:	
Time starts:	Audible
Procedure:	After start signal engage all the targets from designated area. IP1 activate target T1.
Safety angles:	90 degrees left/right and top of the backstop



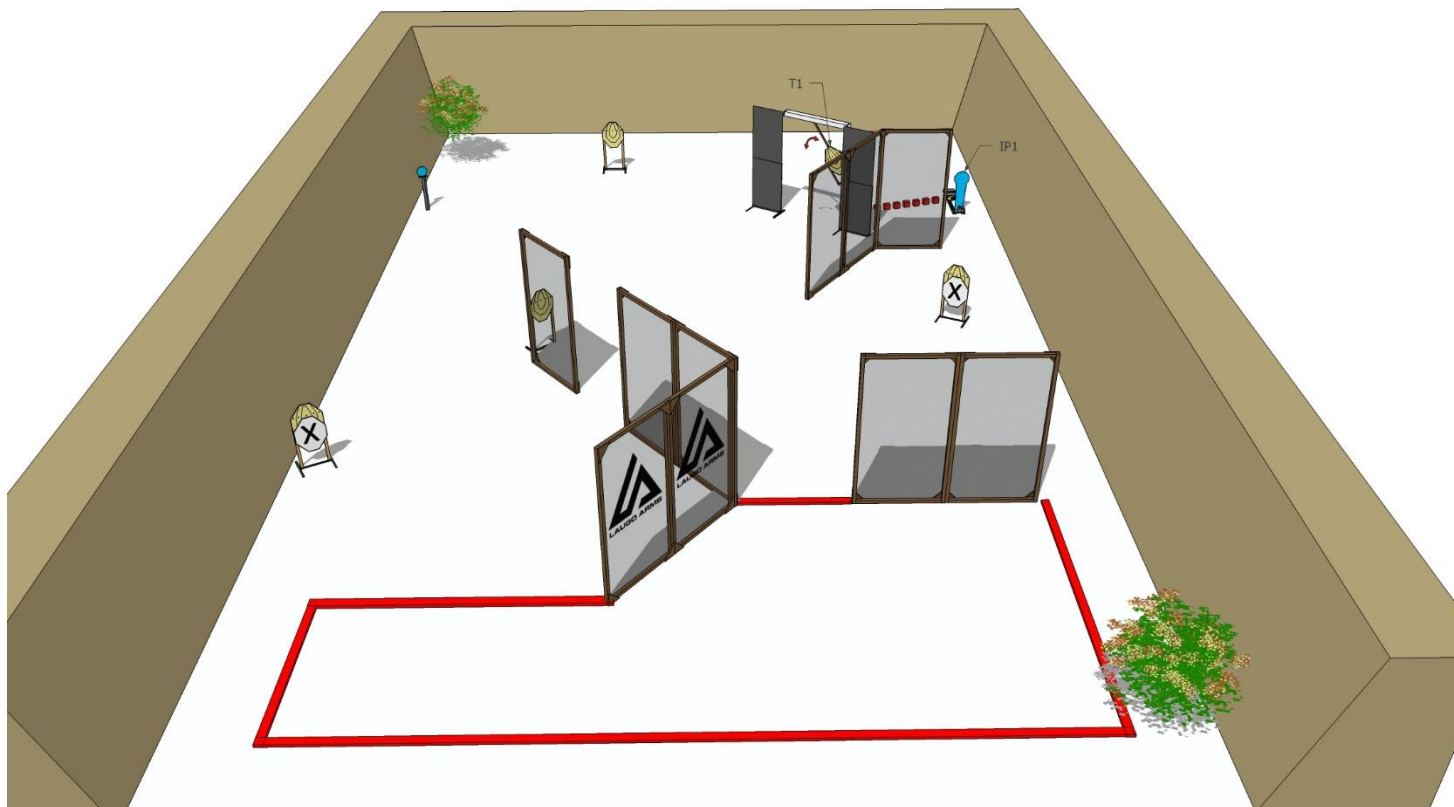
## Stage 13

Targets:	9 IPSC Targets, 2 IPSC poppers, 2 IPSC metal plates
Number of rounds to be scored:	22
Start position:	Standing at marks
Handgun Ready Condition:	
Time starts:	Audible
Procedure:	After start signal engage all the targets from designated area. IP1 activate target T1 and T2. All moving targets stays visible at end of their movement
Safety angles:	90 degrees left/right and top of the backstop



## Stage 14

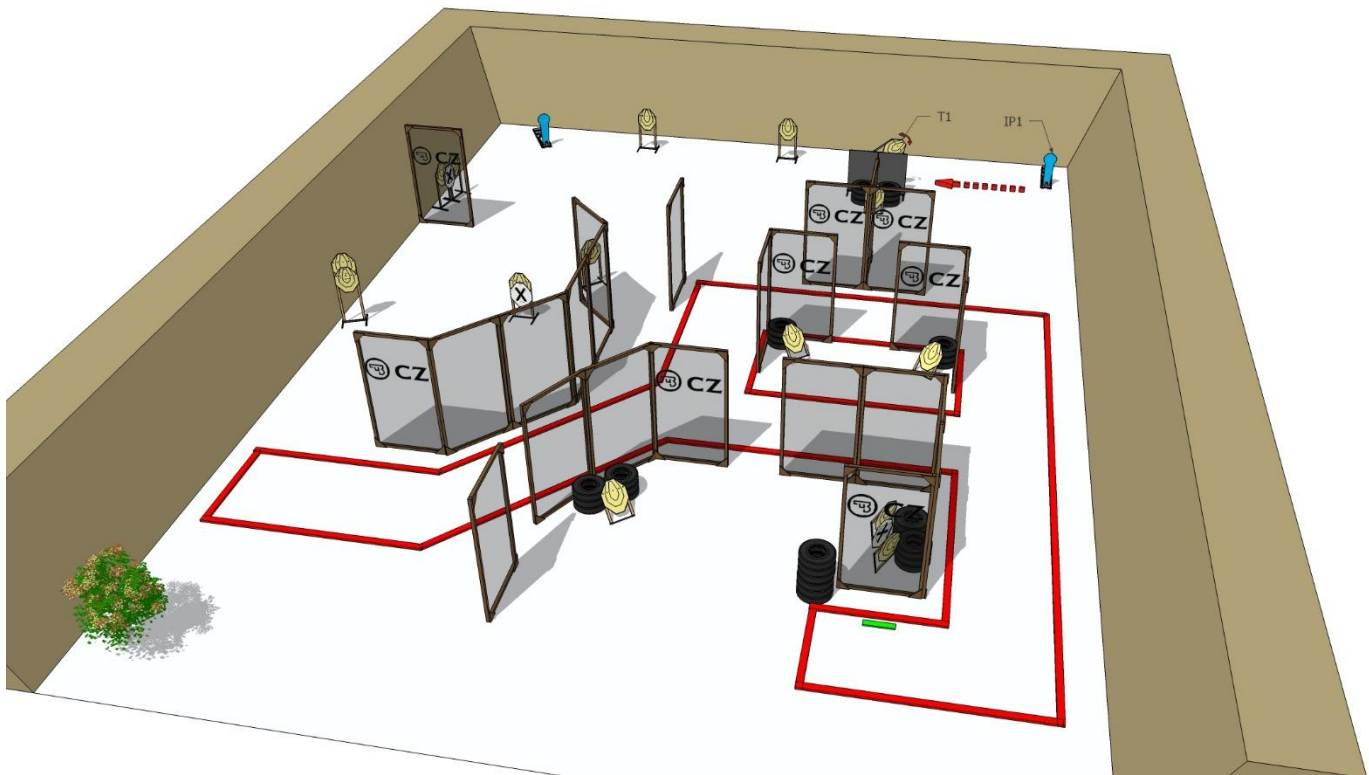
Targets:	5 IPSC Targets, 1 IPSC popper, 1 IPSC metal plate
Number of rounds to be scored:	12
Start position:	Standing anywhere within designated area
Handgun Ready Condition:	
Time starts:	Audible
Procedure:	After start signal engage all the targets from designated area. IP1 activate target T1.
Safety angles:	90 degrees left/right and top of the backstop





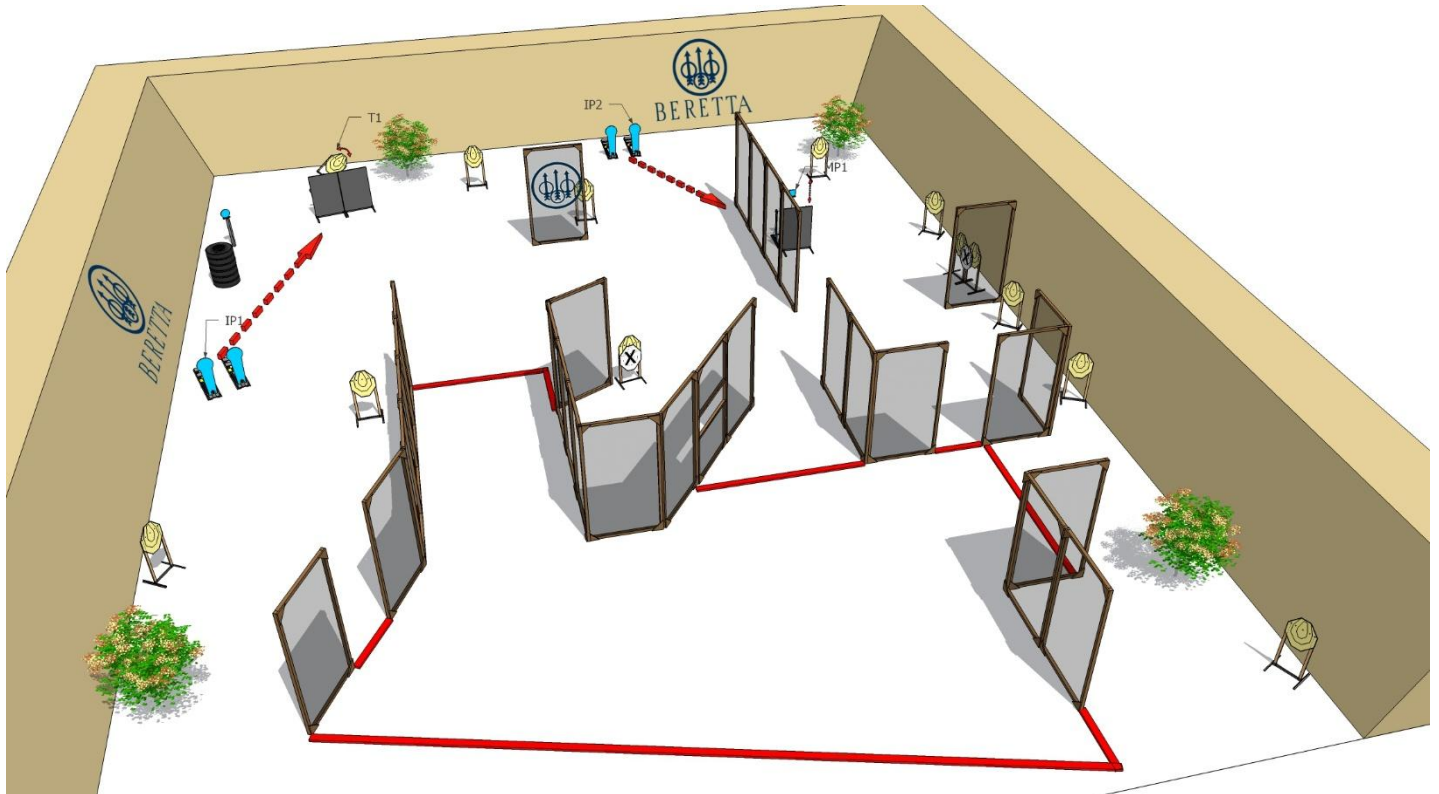
## Stage 15

Targets:	15 IPSC Targets, 2 IPSC popper
Number of rounds to be scored:	32
Start position:	Standing at marks
Handgun Ready Condition:	
Time starts:	Audible
Procedure:	After start signal engage all the targets from designated area. IP1 activate target T1. All moving targets stays visible at end of their movement
Safety angles:	90 degrees left/right and top of the backstop



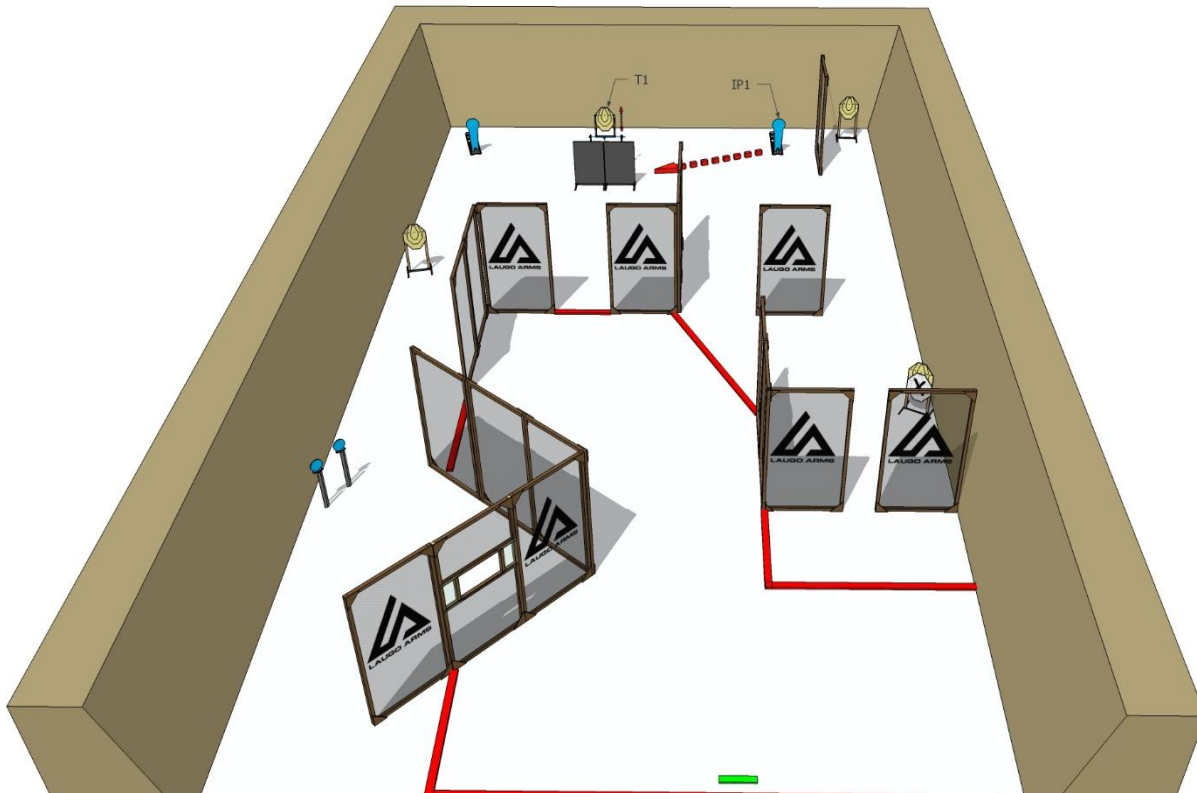
## Stage 16

Targets:	13 IPSC Targets, 4 IPSC poppers, 2 IPSC metal plates
Number of rounds to be scored:	32
Start position:	Standing anywhere within designated area
Handgun Ready Condition:	
Time starts:	Audible
Procedure:	After start signal engage all the targets from designated area. IP1 activate target T1, IP2 activate target MP1 .All moving targets stays visible at end of their movement
Safety angles:	90 degrees left/right and top of the backstop



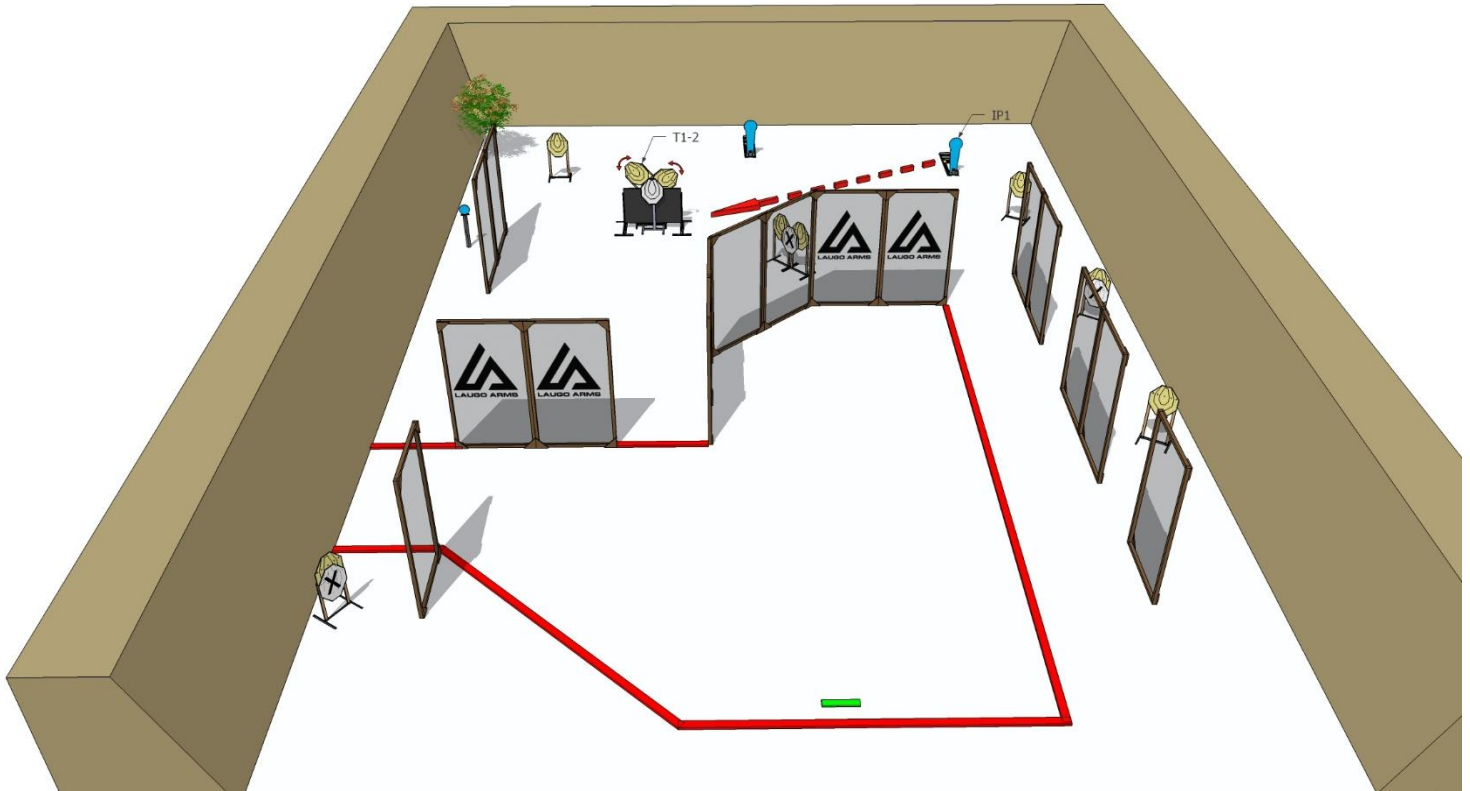
## Stage 17

Targets:	4 IPSC Targets, 2 IPSC poppers, 2 IPSC Metal plates
Number of rounds to be scored:	12
Start position:	Standing at marks
Handgun Ready Condition:	
Time starts:	Audible
Procedure:	After start signal engage all the targets from designated area. IP1 activate target T1. All moving targets stays visible at end of their movement
Safety angles:	90 degrees left/right and top of the backstop



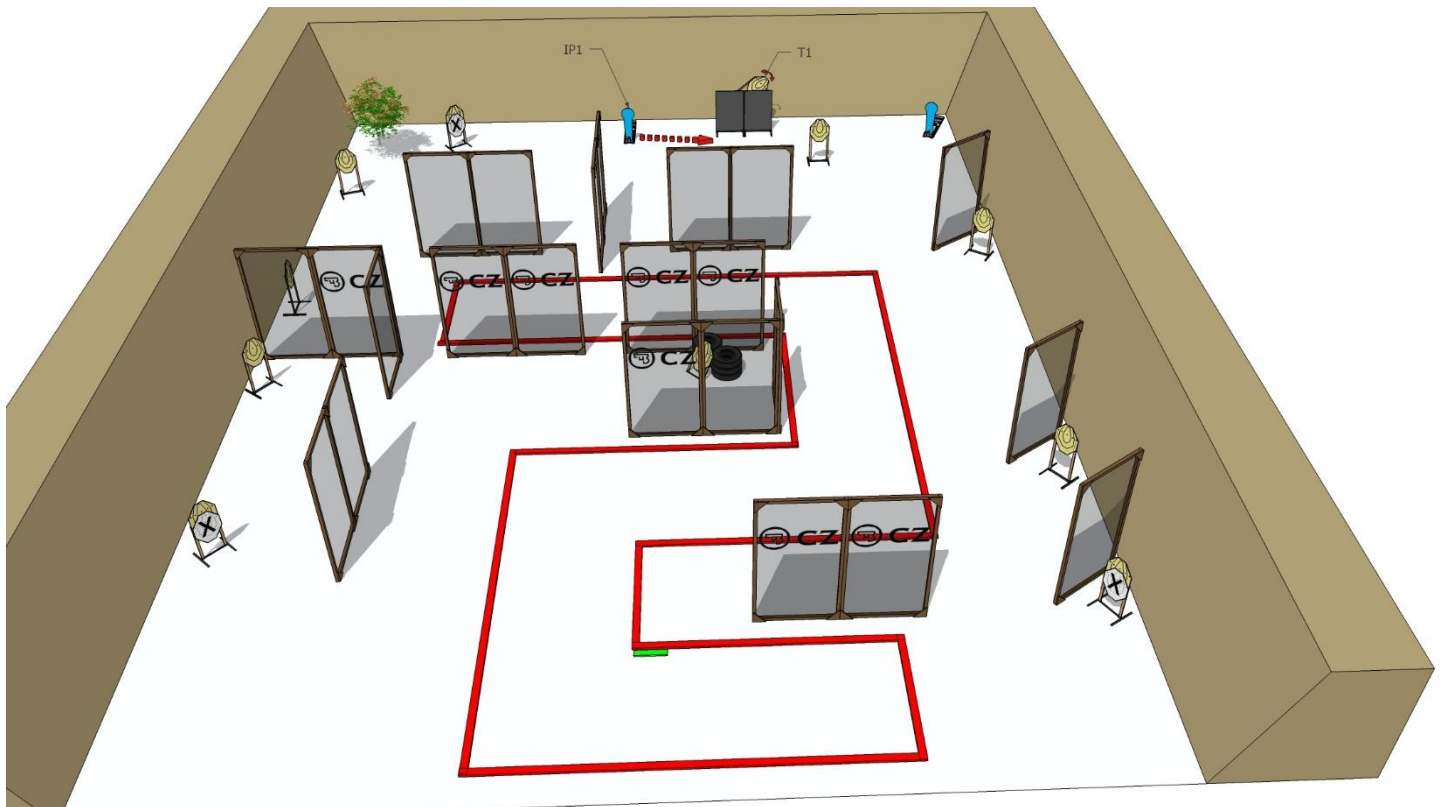
## Stage 18

Targets:	9 IPSC Targets, 2 IPSC poppers, 1 IPSC metal plate
Number of rounds to be scored:	21
Start position:	Standing at marks
Handgun Ready Condition:	
Time starts:	Audible
Procedure:	After start signal engage all the targets from designated area. IP1 activate target T1 and T2.
Safety angles:	90 degrees left/right and top of the backstop



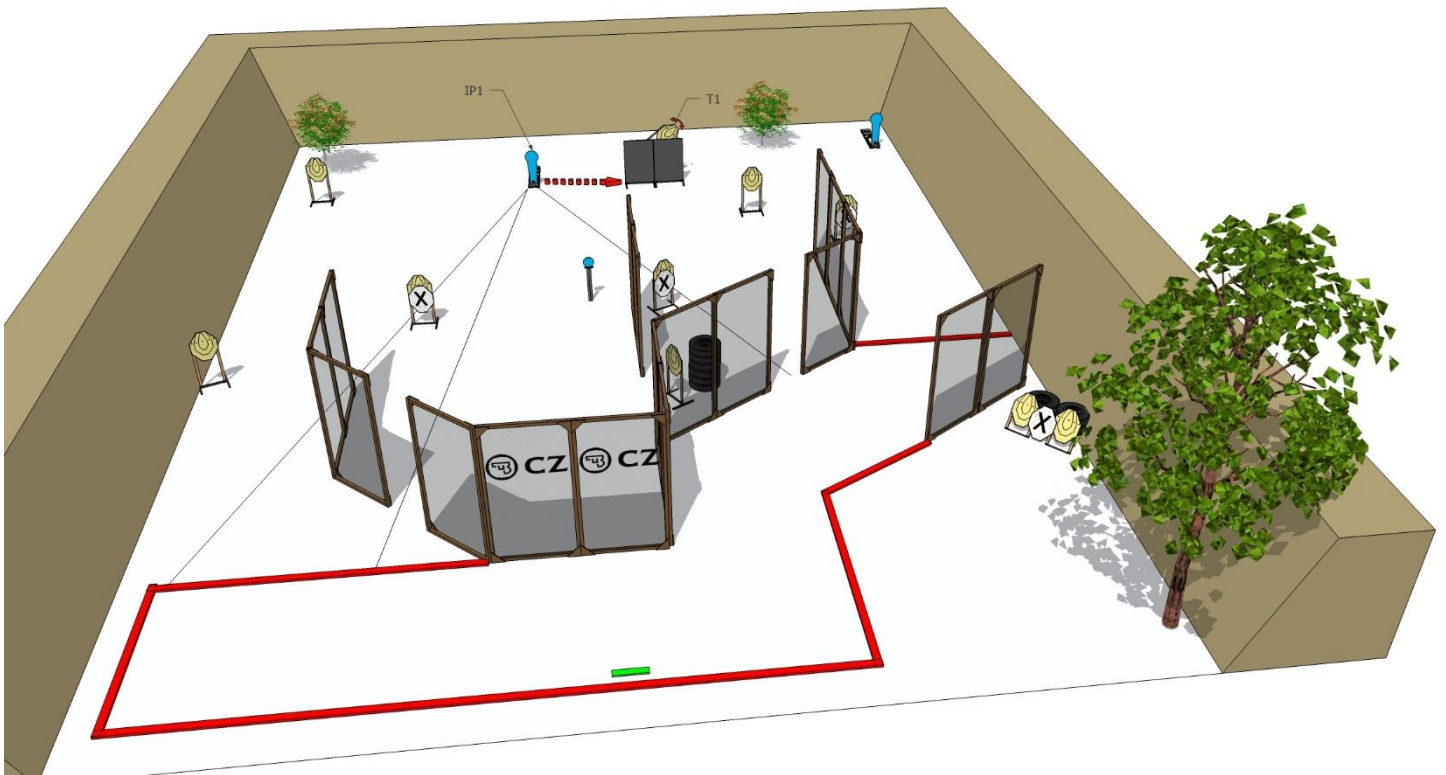
## Stage 19

Targets:	11 IPSC Targets, 2 IPSC Metal Poppers
Number of rounds to be scored:	24
Start position:	Standing at marks
Handgun Ready Condition:	
Time starts:	Audible
Procedure:	After start signal engage all the targets from designated area. IP1 activate target T1. All moving targets stays visible at end of their movement
Safety angles:	90 degrees left/right and top of the backstop



## Stage 20

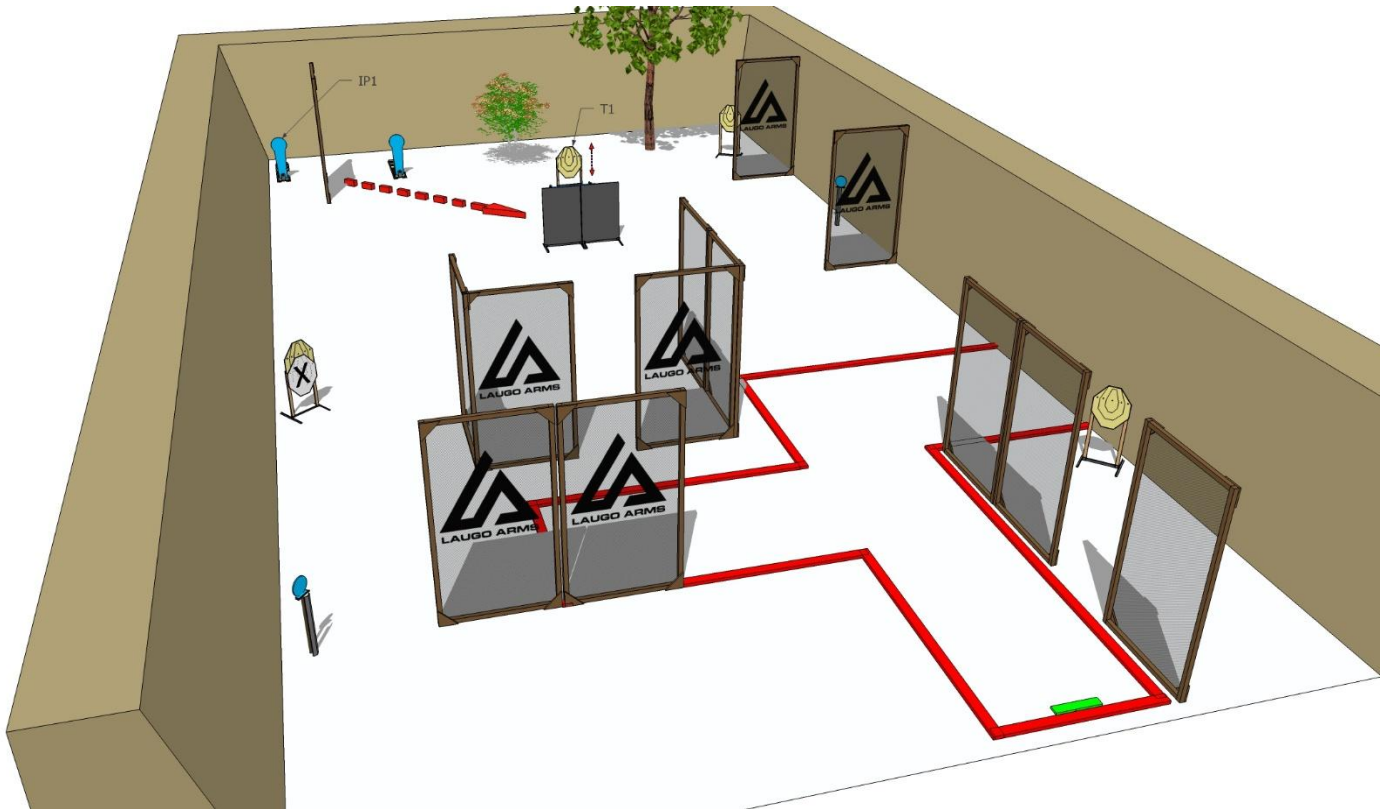
Targets:	10 IPSC Targets, 2 IPSC poppers, 1 IPSC metal plate
Number of rounds to be scored:	23
Start position:	Standing at marks
Handgun Ready Condition:	
Time starts:	Audible
Procedure:	After start signal engage all the targets from designated area. IP1 activate T1. All moving targets stays visible at end of their movement
Safety angles:	90 degrees left/right and top of the backstop





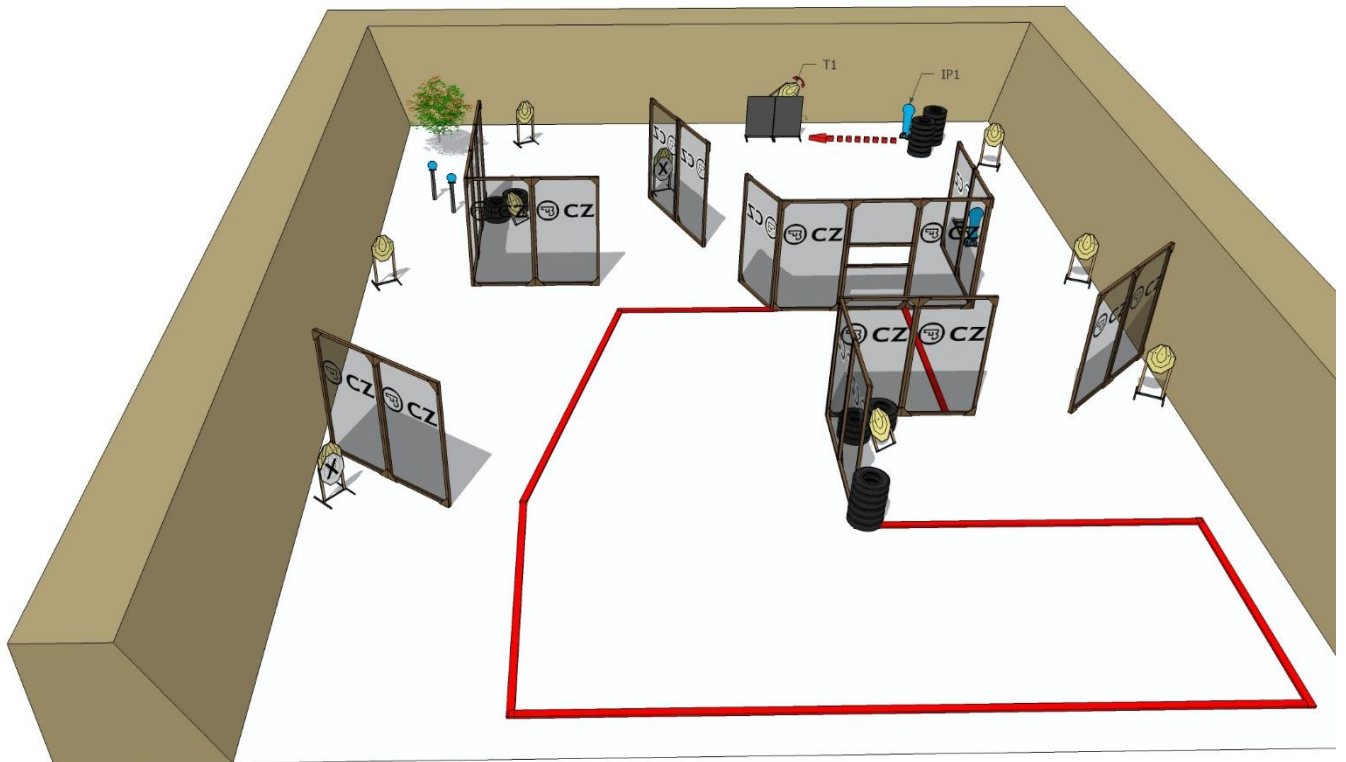
## Stage 21

Targets:	4 IPSC Targets, 2 IPSC poppers, 2 IPSC metal plates
Number of rounds to be scored:	12
Start position:	Standing at marks
Handgun Ready Condition:	
Time starts:	Audible
Procedure:	After start signal engage all the targets from designated area. IP1 activate target T1. All moving targets stays visible at end of their movement
Safety angles:	90 degrees left/right and top of the backstop



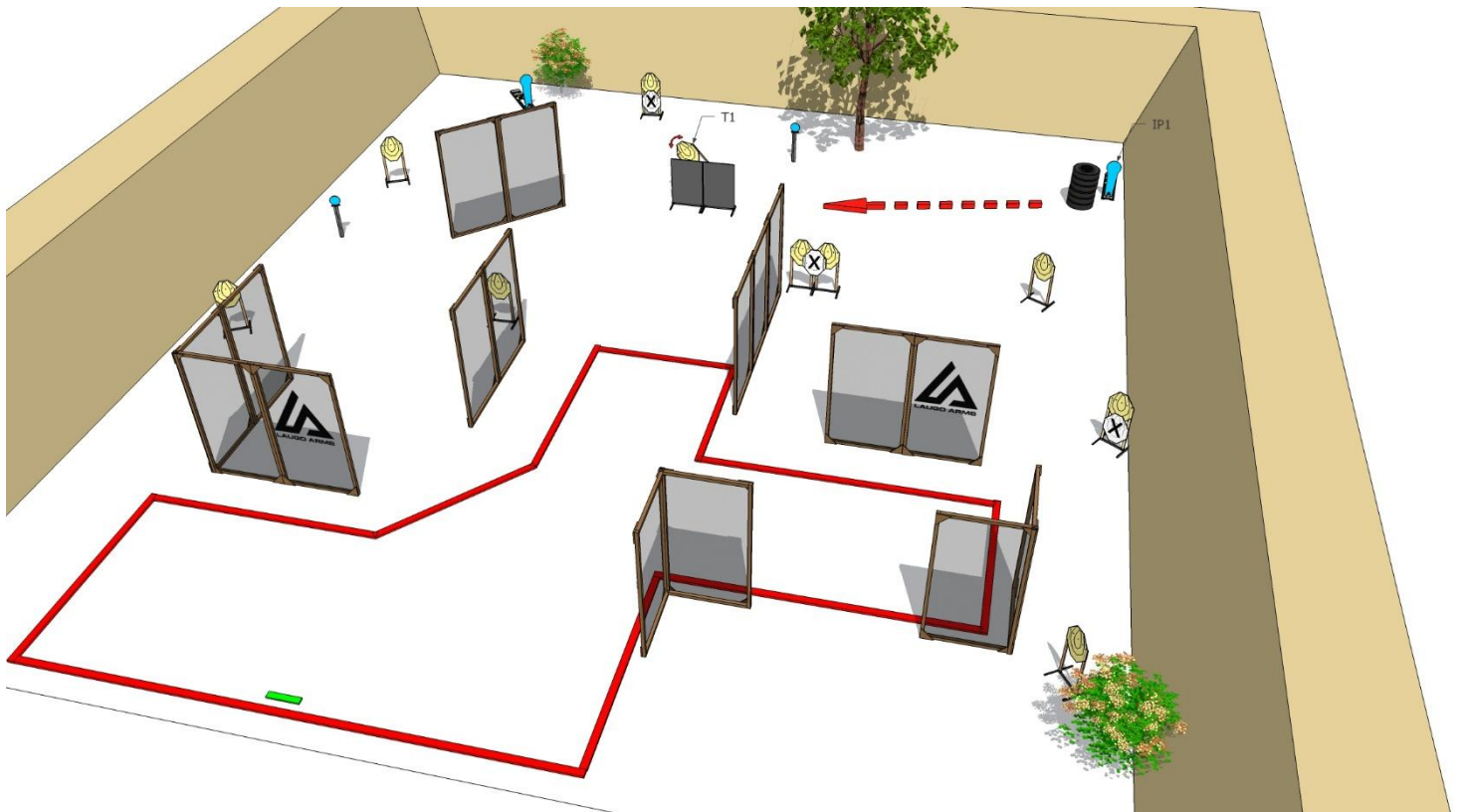
## Stage 22

Targets:	10 IPSC Targets, 2 IPSC metal plates, 2 IPSC poppers
Number of rounds to be scored:	24
Start position:	Standing anywhere within designated area
Handgun Ready Condition:	
Time starts:	Audible
Procedure:	After start signal engage all the targets from designated area. IP1 activate target T1. All moving targets stays visible at end of their movement
Safety angles:	90 degrees left/right and top of the backstop



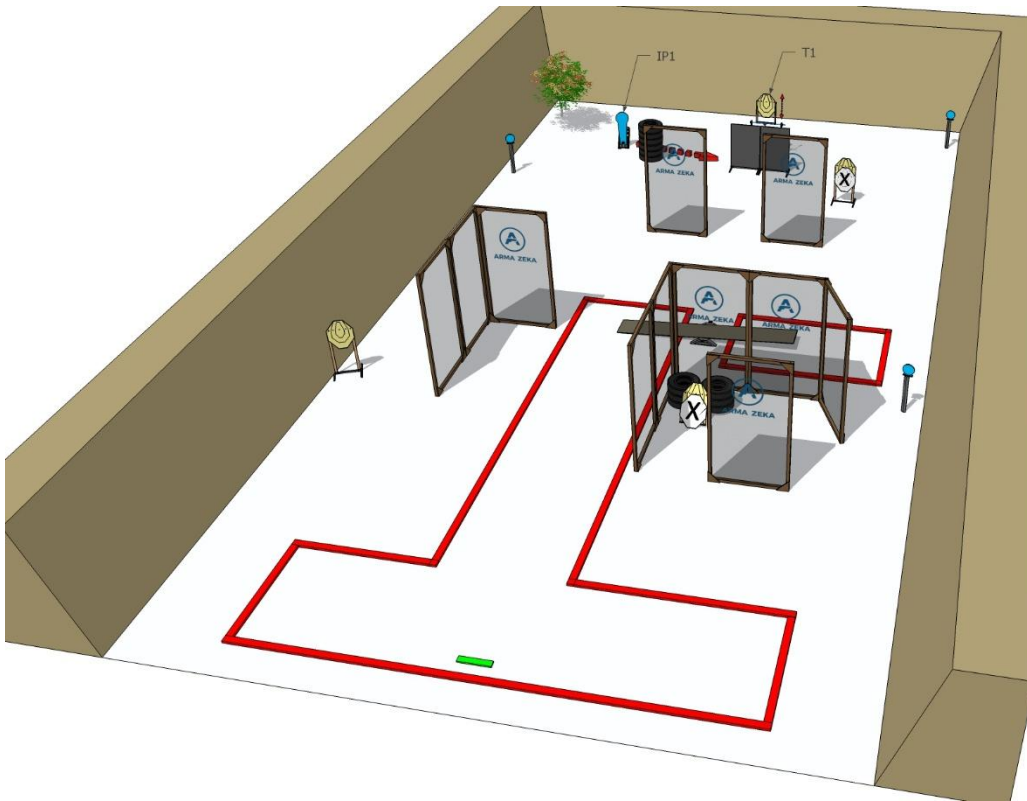
## Stage 23

Targets:	10 IPSC Targets, 2 IPSC poppers, 2 IPSC metal plates
Number of rounds to be scored:	24
Start position:	Standing at marks
Handgun Ready Condition:	
Time starts:	Audible
Procedure:	After start signal engage all the targets from designated area. IP1 activate target T1 and T2. All moving targets stays visible at end of their movement
Safety angles:	90 degrees left/right and top of the backstop



## Stage 24

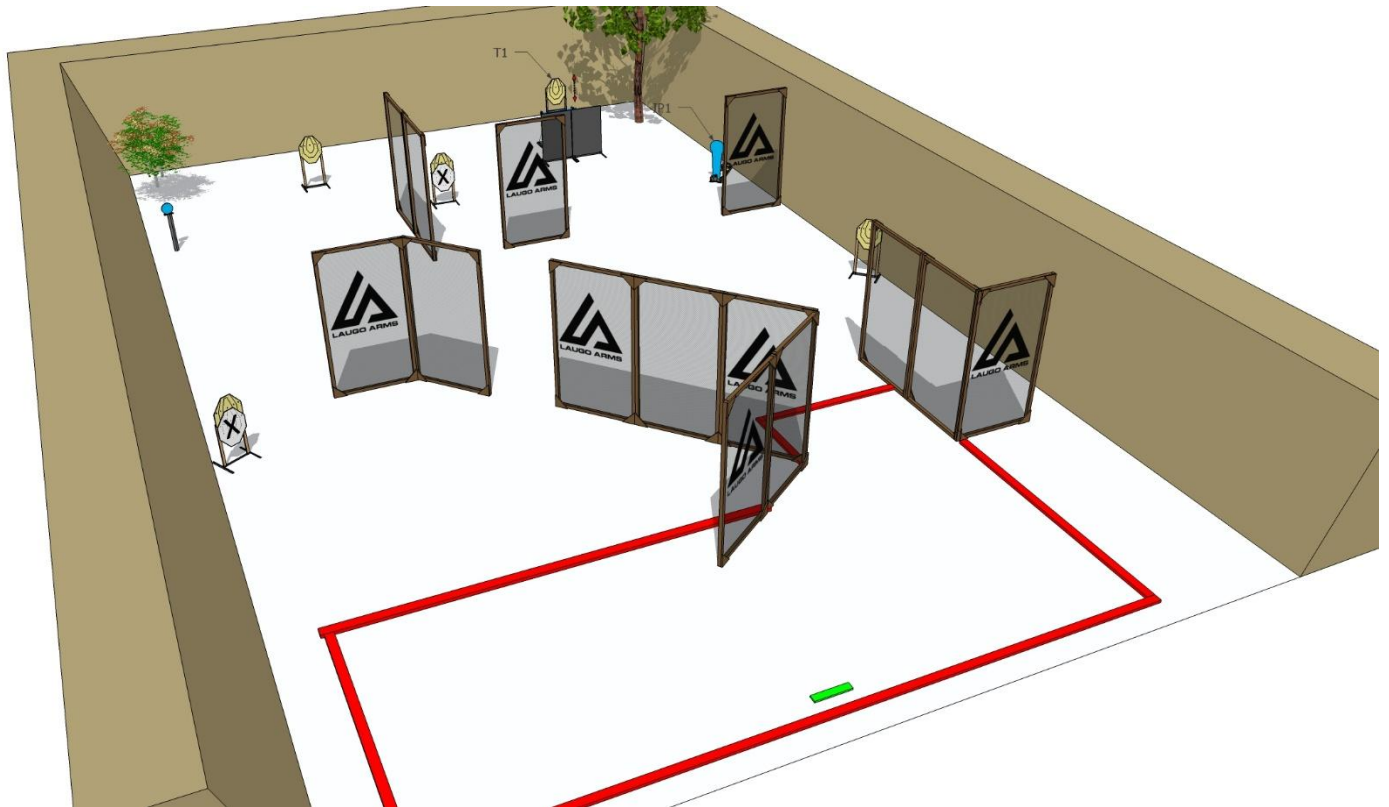
Targets:	4 IPSC Targets, 1 IPSC popper, 3 IPSC metal plates
Number of rounds to be scored:	12
Start position:	Standing at marks
Handgun Ready Condition:	
Time starts:	Audible
Procedure:	After start signal engage all the targets from designated area. IP1 activate target T1. All moving targets stays visible at end of their movement
Safety angles:	90 degrees left/right and top of the backstop





## Stage 26

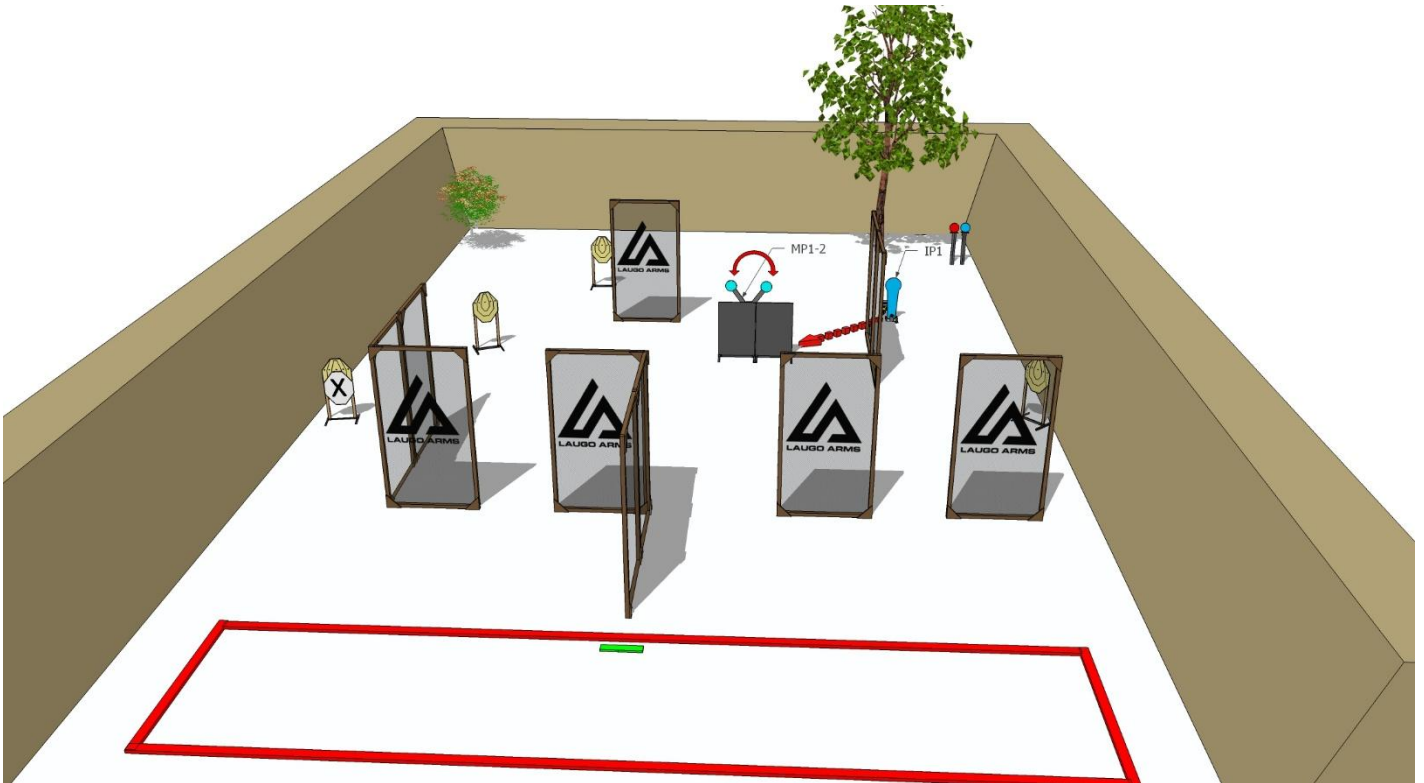
Targets:	5 IPSC Targets, 1 IPSC popper, 1 IPSC metal plate
Number of rounds to be scored:	12
Start position:	Standing at marks
Handgun Ready Condition:	
Time starts:	Audible
Procedure:	After start signal engage all the targets from designated area. IP1 activate target T1. All moving targets stays visible at end of their movement
Safety angles:	90 degrees left/right and top of the backstop





## Stage 27

Targets:	4 IPSC Targets, 1 IPSC popper, 3 IPSC metal plate
Number of rounds to be scored:	12
Start position:	Standing anywhere within designated area
Handgun Ready Condition:	
Time starts:	Audible
Procedure:	After start signal engage all the targets from designated area. IP1 activate target T1. All moving targets stays visible at end of their movement
Safety angles:	90 degrees left/right and top of the backstop



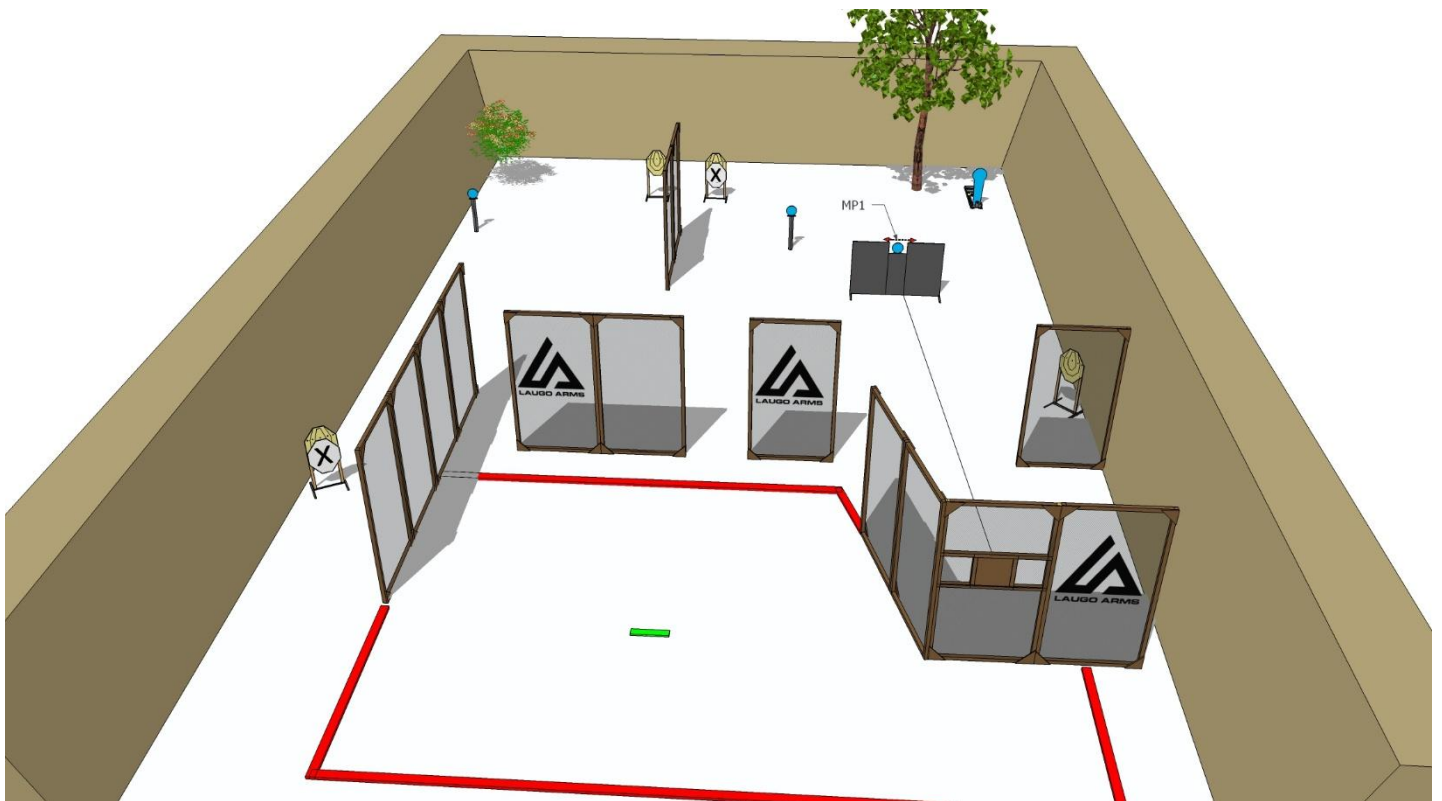
## Stage 28

Targets:	4 IPSC Targets, 1 IPSC popper, 3 IPSC metal plates
Number of rounds to be scored:	12
Start position:	Sitting on a chair
Handgun Ready Condition:	Holstered, chamber and magwell empty, all magazines on the belt
Time starts:	Audible
Procedure:	After start signal engage all the targets from designated area. IP1 activate target MP1. All moving targets stays visible at end of their movement.
Safety angles:	90 degrees left/right and top of the backstop



## Stage 29

Targets:	4 IPSC Targets, 1 IPSC popper, 3 IPSC metal plates
Number of rounds to be scored:	12
Start position:	Standing at marks
Handgun Ready Condition:	
Time starts:	Audible
Procedure:	After start signal engage all the targets from designated area. Opening the window will activate target MP1. All moving targets stays visible at end of their movement
Safety angles:	90 degrees left/right and top of the backstop



## Stage 30

Targets:	4 IPSC Targets, 1 IPSC popper, 3 IPSC metal plates
Number of rounds to be scored:	12
Start position:	Standing at marks
Handgun Ready Condition:	
Time starts:	Audible
Procedure:	After start signal engage all the targets from designated area. IP1 activate target MP1. All moving targets stays visible at end of their movement
Safety angles:	90 degrees left/right and top of the backstop

