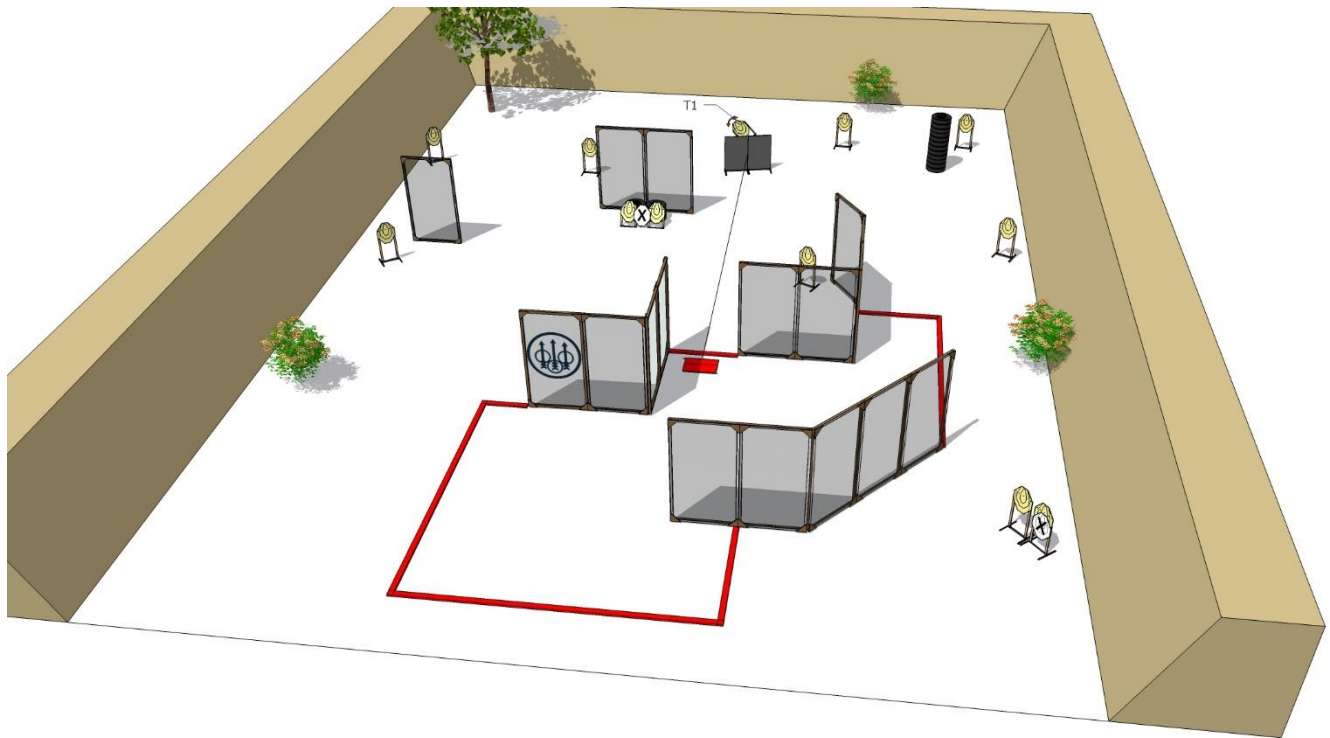


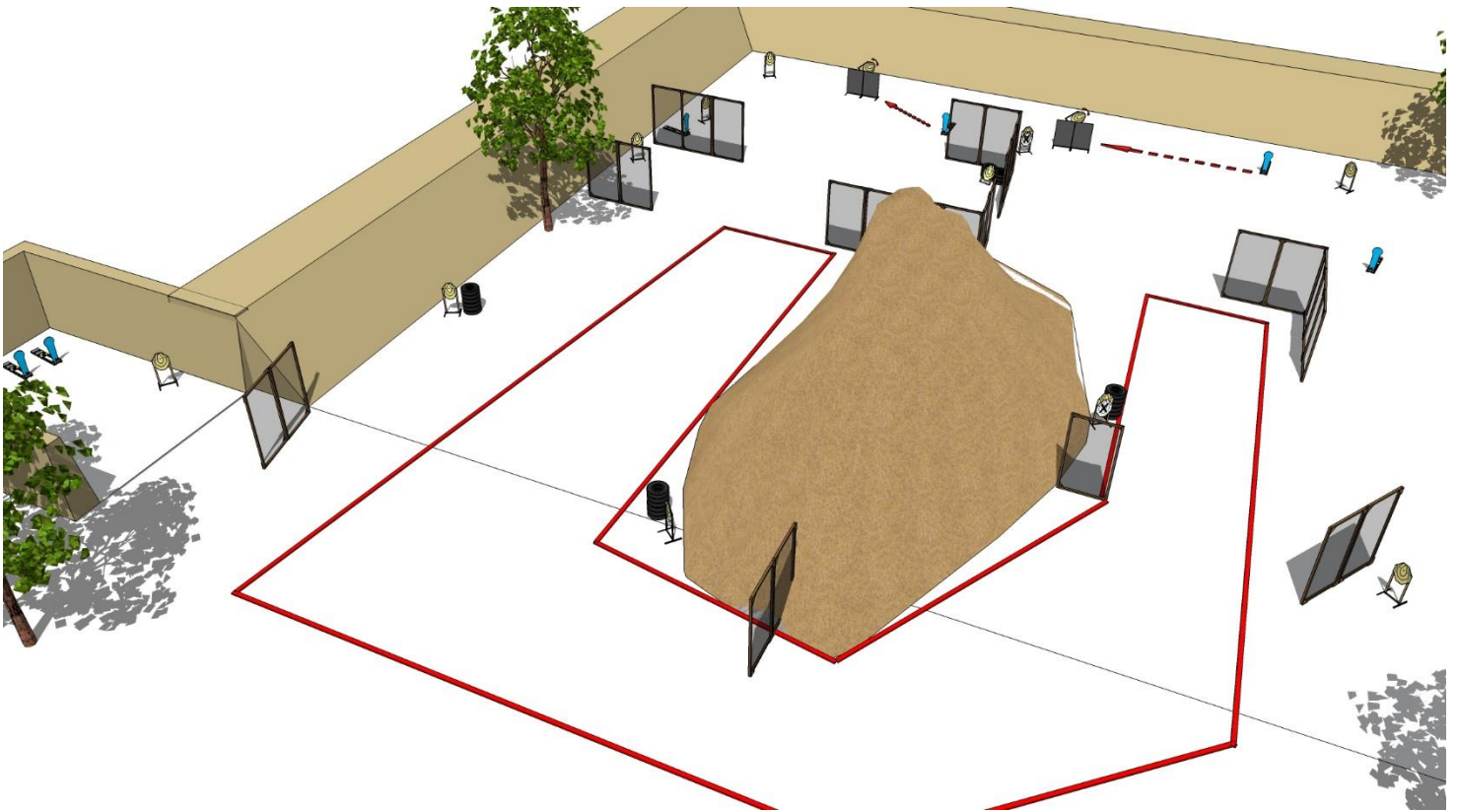
Stage 1

Targets:	12 IPSC Targets
Minimum number of rounds :	24
Start position:	Standing erect anywhere within designated area, with the firearm in the ready condition, held in both hands, stock touching the competitor at hip level, barrel parallel to the ground, trigger guard downwards, muzzle pointing downrange with the fingers outside the trigger guard.
The Firearm Ready Condition:	Loaded (Option 1): magazine filled and fitted (if applicable), chamber loaded, hammer and/or sear cocked and safety catch applied
Time starts:	Audible
Procedure:	After start signal engage all the targets from designated area. Platform activate target T1. All moving targets stays visible at end of their movement
Safety angles:	90 degrees left/right and top of the backstop



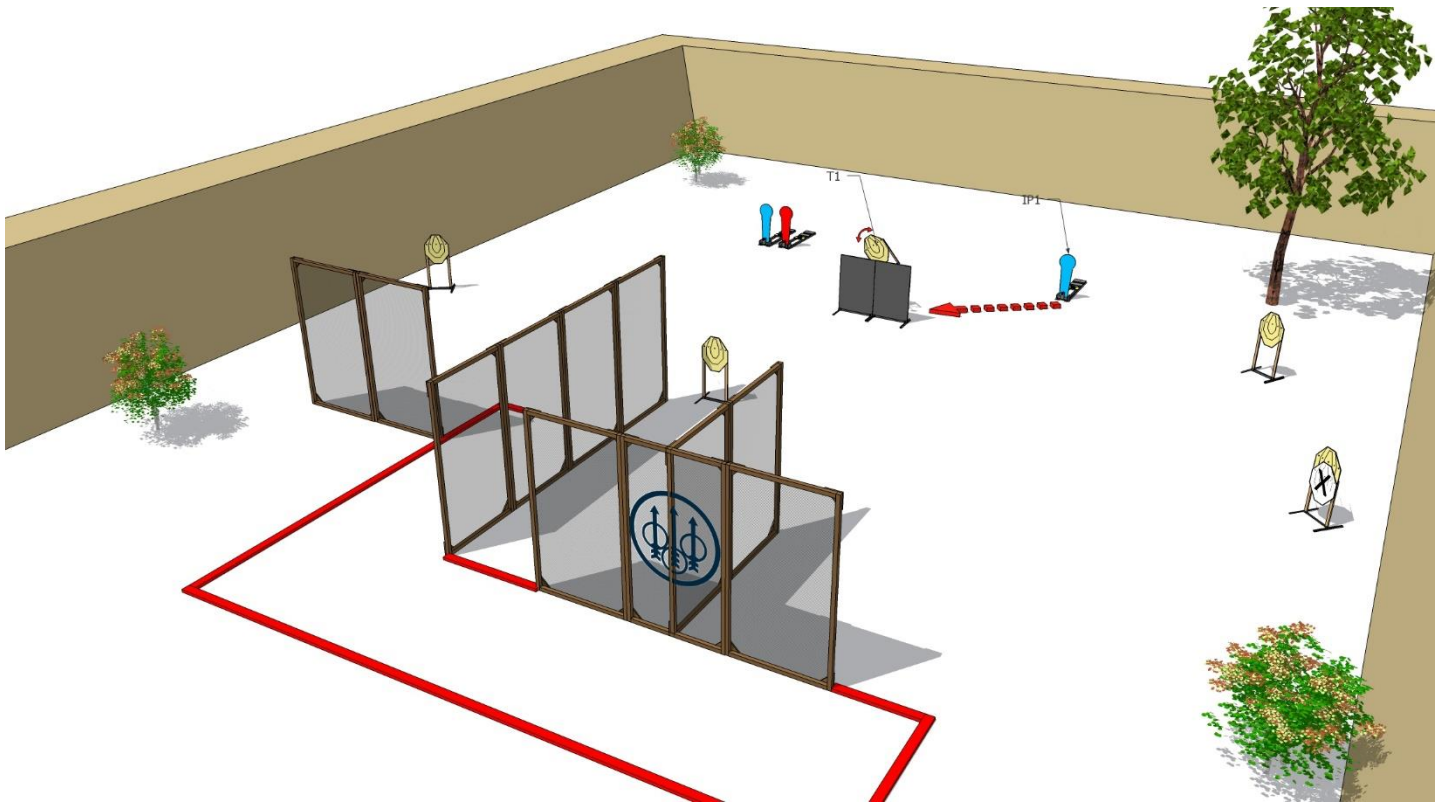
Stage 2

Targets:	13 IPSC Targets, 6 IPSC poppers
Minimum number of rounds :	32
Start position:	Standing erect at marks, with the firearm in the ready condition, held in both hands, stock touching the competitor at hip level, barrel parallel to the ground, trigger guard downwards, muzzle pointing downrange with the fingers outside the trigger guard.
The Firearm Ready Condition:	Loaded (Option 1): magazine filled and fitted (if applicable), chamber loaded, hammer and/or sear cocked and safety catch applied
Time starts:	Audible
Procedure:	After start signal engage all the targets from designated area. IP1 activate target T1, IP2 activate target T2. All moving targets stays visible at end of their movement.
Safety angles:	90 degrees left/right and top of the backstop



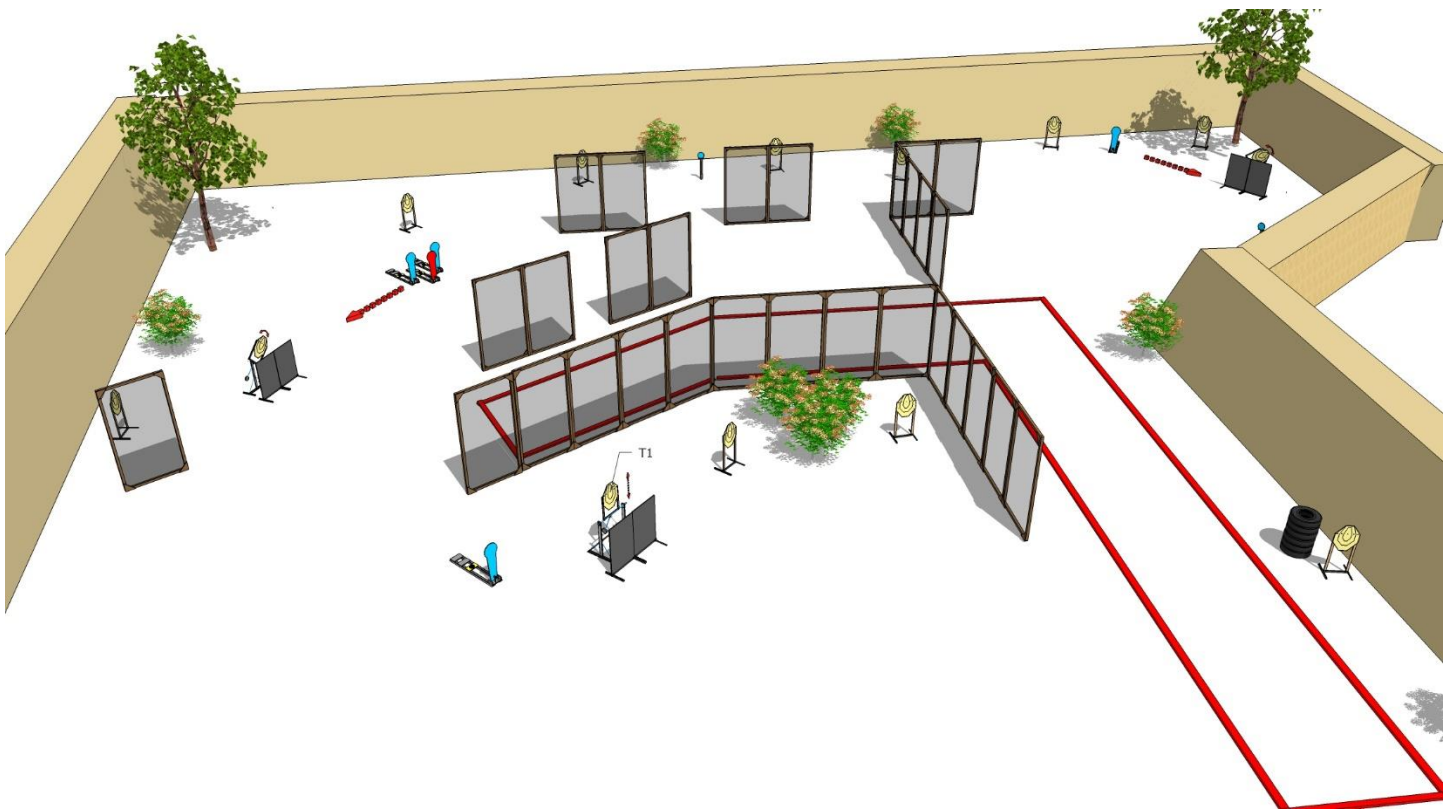
Stage 3

Targets:	5 IPSC Targets, 2 IPSC poppers
Number of rounds to be scored:	12
Start position:	Standing anywhere within designated area
Handgun Ready Condition:	
Time starts:	Audible
Procedure:	After start signal engage all the targets from designated area. IP1 activate target T1. All moving targets stays visible at end of their movement
Safety angles:	90 degrees left/right and top of the backstop



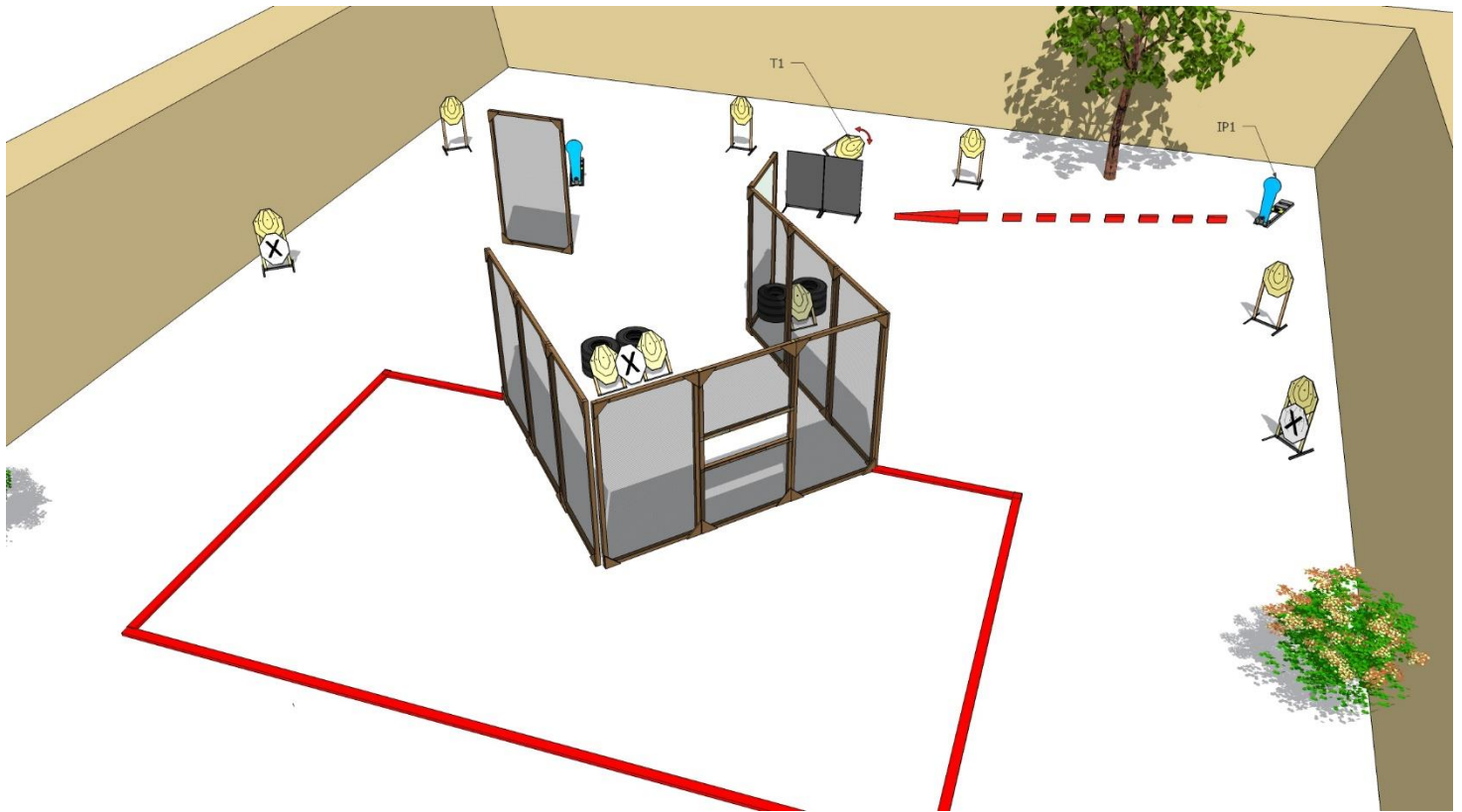
Stage 4

Targets:	13 IPSC Targets, 4 IPSC poppers, 2 IPSC metal plates
Minimum number of rounds :	32
Start position:	Standing erect at marks, with the firearm in the ready condition, held in both hands, stock touching the competitor at hip level, barrel parallel to the ground, trigger guard downwards, muzzle pointing downrange with the fingers outside the trigger guard.
The Firearm Ready Condition:	Loaded (Option 1): magazine filled and fitted (if applicable), chamber loaded, hammer and/or sear cocked and safety catch applied
Time starts:	Audible
Procedure:	After start signal engage all the targets from designated area. IP1 activate target T1, IP2 activate target T2 and IP3 activate T3. All moving targets stays visible at end of their movement.
Safety angles:	90 degrees left/right and top of the backstop



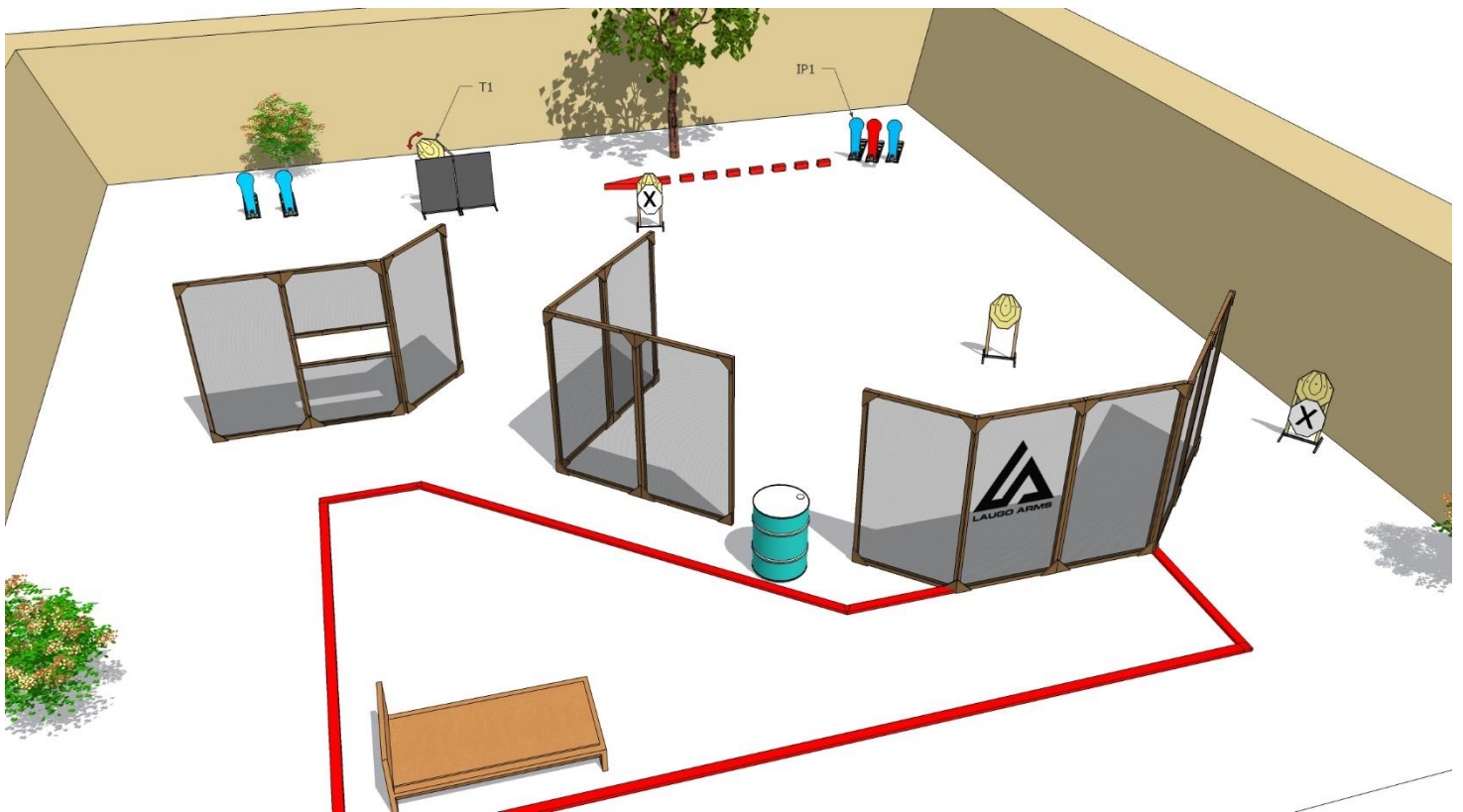
Stage 5

Targets:	10 IPSC Targets, 2 IPSC poppers
Minimum number of rounds :	22
Start position:	Standing erect anywhere within designated area, with the firearm in the ready condition, held in both hands, stock touching the competitor at hip level, barrel parallel to the ground, trigger guard downwards, muzzle pointing downrange with the fingers outside the trigger guard.
The Firearm Ready Condition:	Loaded (Option 1): magazine filled and fitted (if applicable), chamber loaded, hammer and/or sear cocked and safety catch applied
Time starts:	Audible
Procedure:	After start signal engage all the targets from designated area. IP1 activate target T1. All moving targets stays visible at end of their movement
Safety angles:	90 degrees left/right and top of the backstop



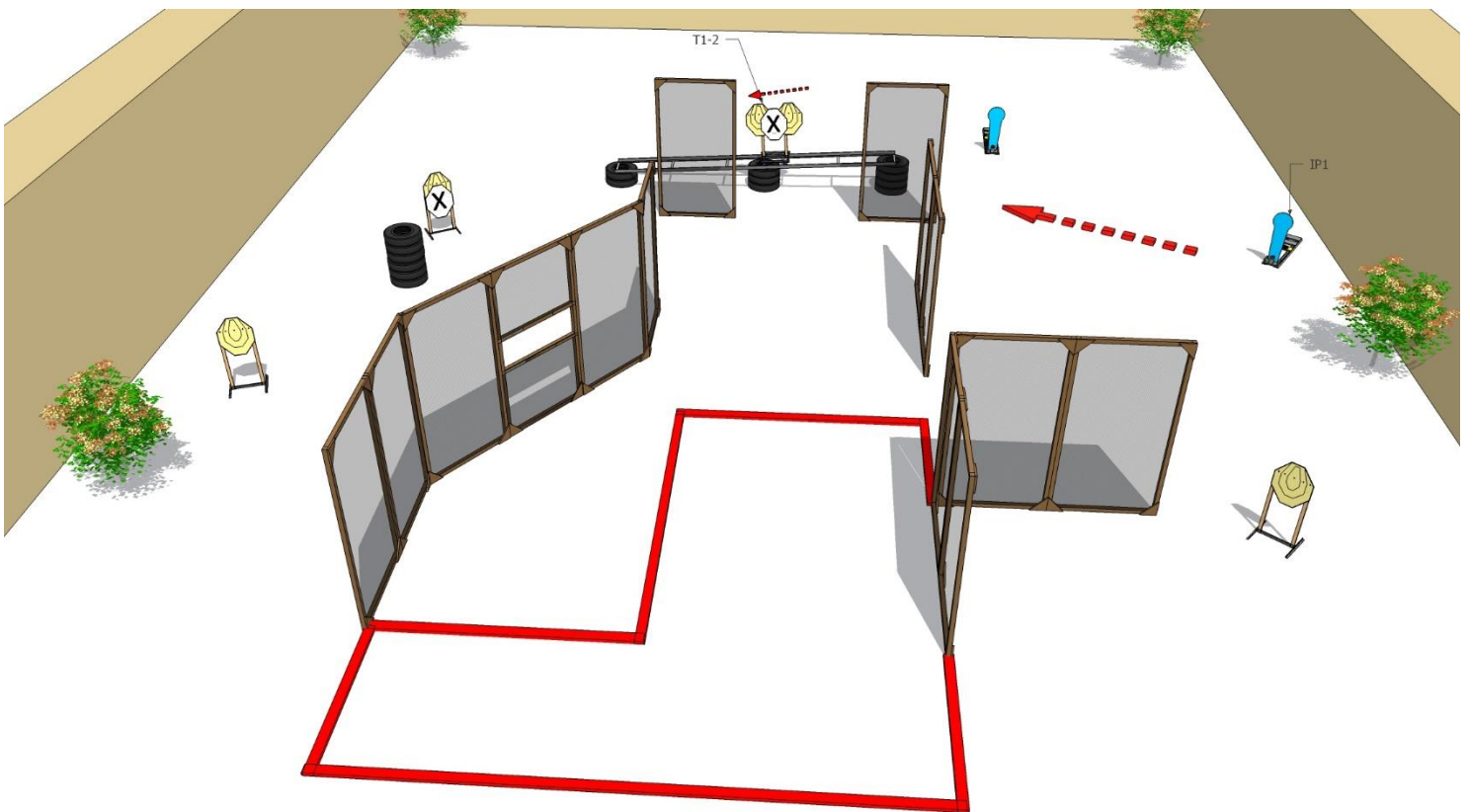
Stage 6

Targets:	4 IPSC Targets, 4 IPSC poppers
Minimum number of rounds :	12
Start position:	Lying on a bed as RO demonstrate
The Firearm Ready Condition:	Lying on the barrel, Loaded (Option 2): magazine filled and fitted (if applicable), chamber empty and the action closed.
Time starts:	Audible
Procedure:	After start signal engage all the targets from designated area. IP1 activate target T1.
Safety angles:	90 degrees left/right and top of the backstop



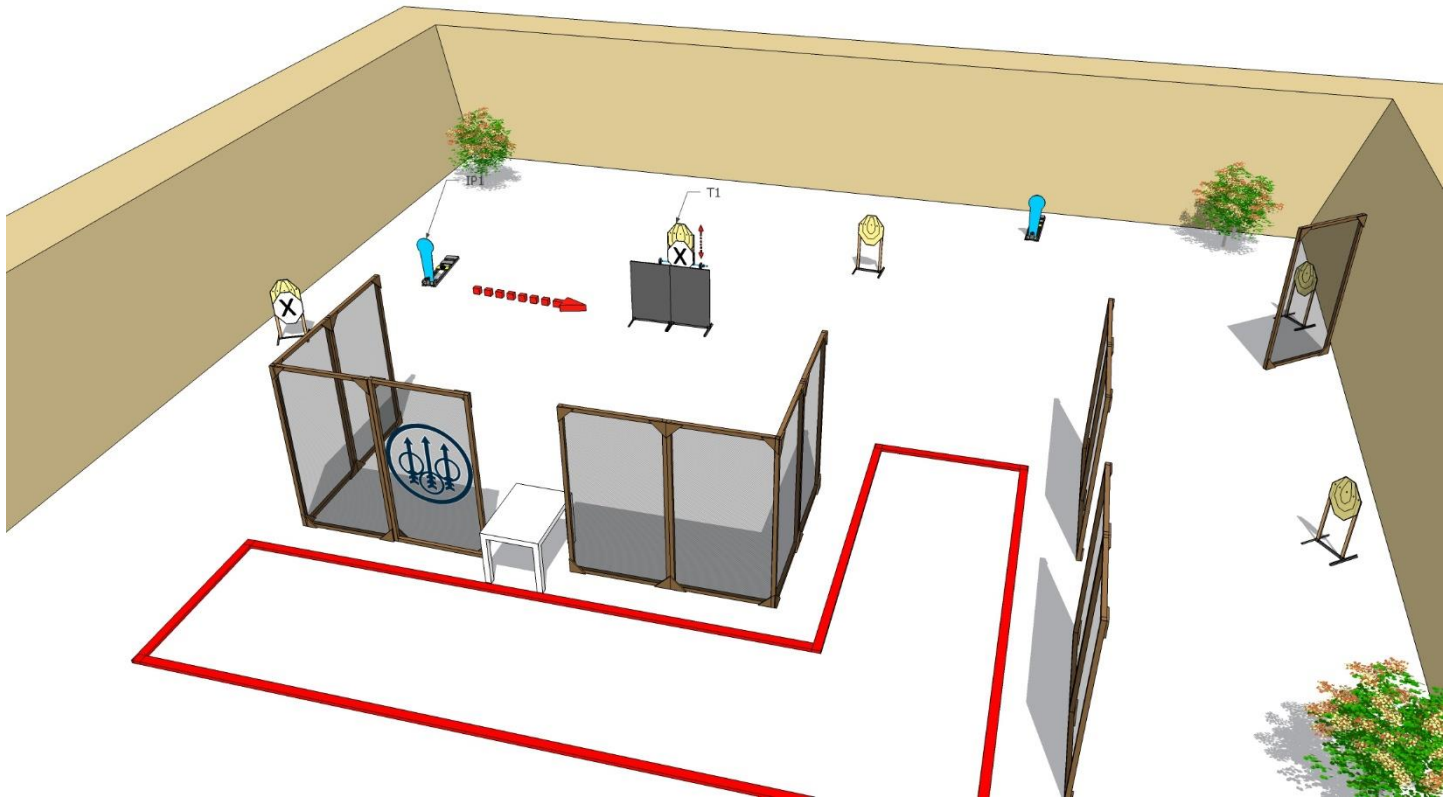
Stage 7

Targets:	5 IPSC Targets, 2 IPSC poppers
Minimum number of rounds :	12
Start position:	Standing erect anywhere within designated area, with the firearm in the ready condition, held in both hands, stock touching the competitor at hip level, barrel parallel to the ground, trigger guard downwards, muzzle pointing downrange with the fingers outside the trigger guard.
The Firearm Ready Condition:	Loaded (Option 1): magazine filled and fitted (if applicable), chamber loaded, hammer and/or sear cocked and safety catch applied
Time starts:	Audible
Procedure:	After start signal engage all the targets from designated area. IP1 activate target T1 and T2. All moving targets stays visible at end of their movement
Safety angles:	90 degrees left/right and top of the backstop



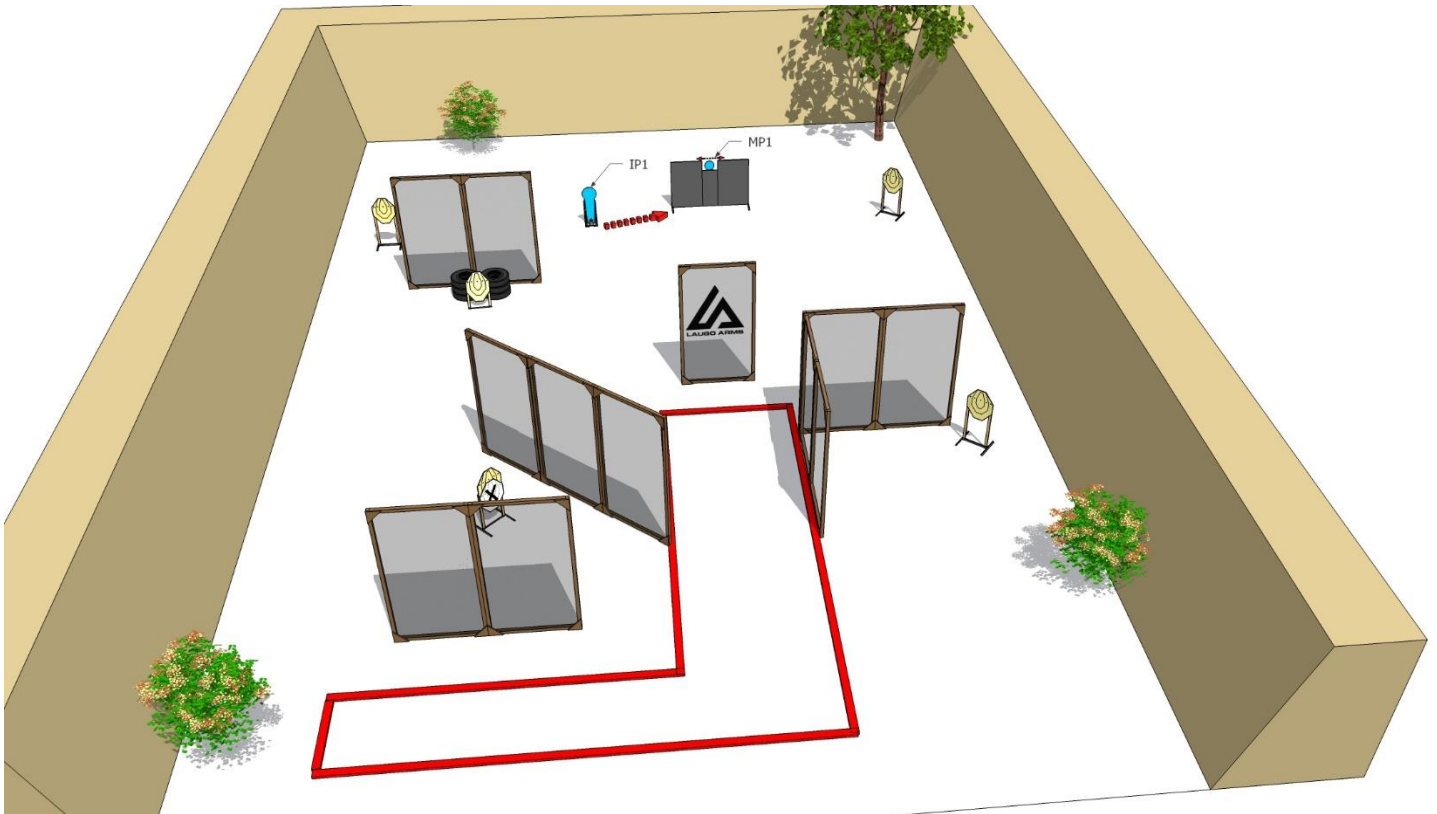
Stage 8

Targets:	5 IPSC Targets, 2 IPSC poppers
Minimum number of rounds :	12
Start position:	Standing erect anywhere within designated area
The Firearm Ready Condition:	Lying on the table, Loaded (Option 2): magazine filled and fitted (if applicable), chamber empty and the action closed.
Time starts:	Audible
Procedure:	After start signal engage all the targets from designated area. IP1 activate target T1.
Safety angles:	90 degrees left/right and top of the backstop



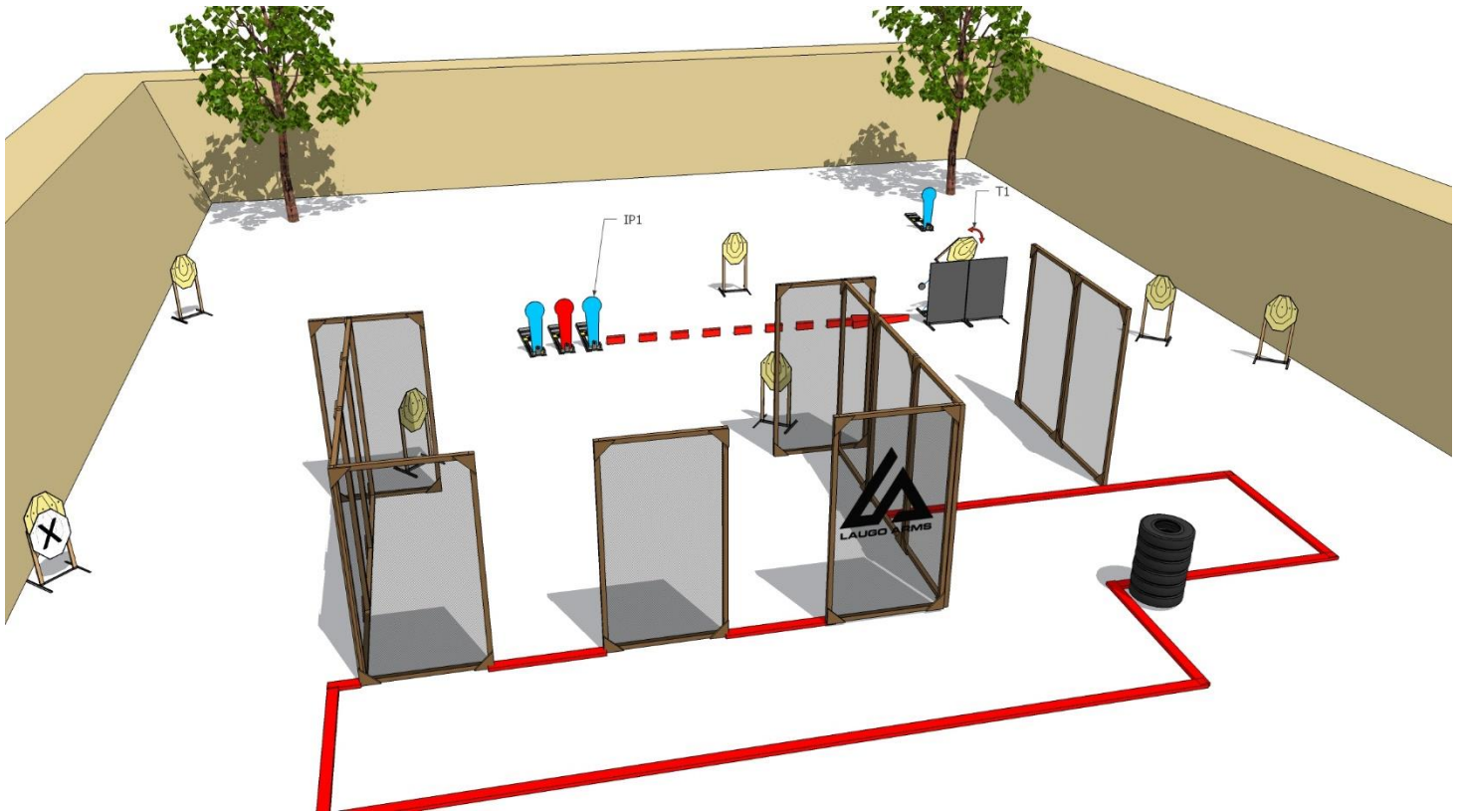
Stage 9

Targets:	5 IPSC Targets, 1 IPSC popper, 1 IPSC metal plate
Minimum number of rounds :	12
Start position:	Standing erect anywhere within designated area, with the firearm in the ready condition, held in both hands, stock touching the competitor at hip level, barrel parallel to the ground, trigger guard downwards, muzzle pointing downrange with the fingers outside the trigger guard.
The Firearm Ready Condition:	Loaded (Option 1): magazine filled and fitted (if applicable), chamber loaded, hammer and/or sear cocked and safety catch applied
Time starts:	Audible
Procedure:	After start signal engage all the targets from designated area. IP1 activate target MP1. All moving targets stays visible at end of their movement
Safety angles:	90 degrees left/right and top of the backstop



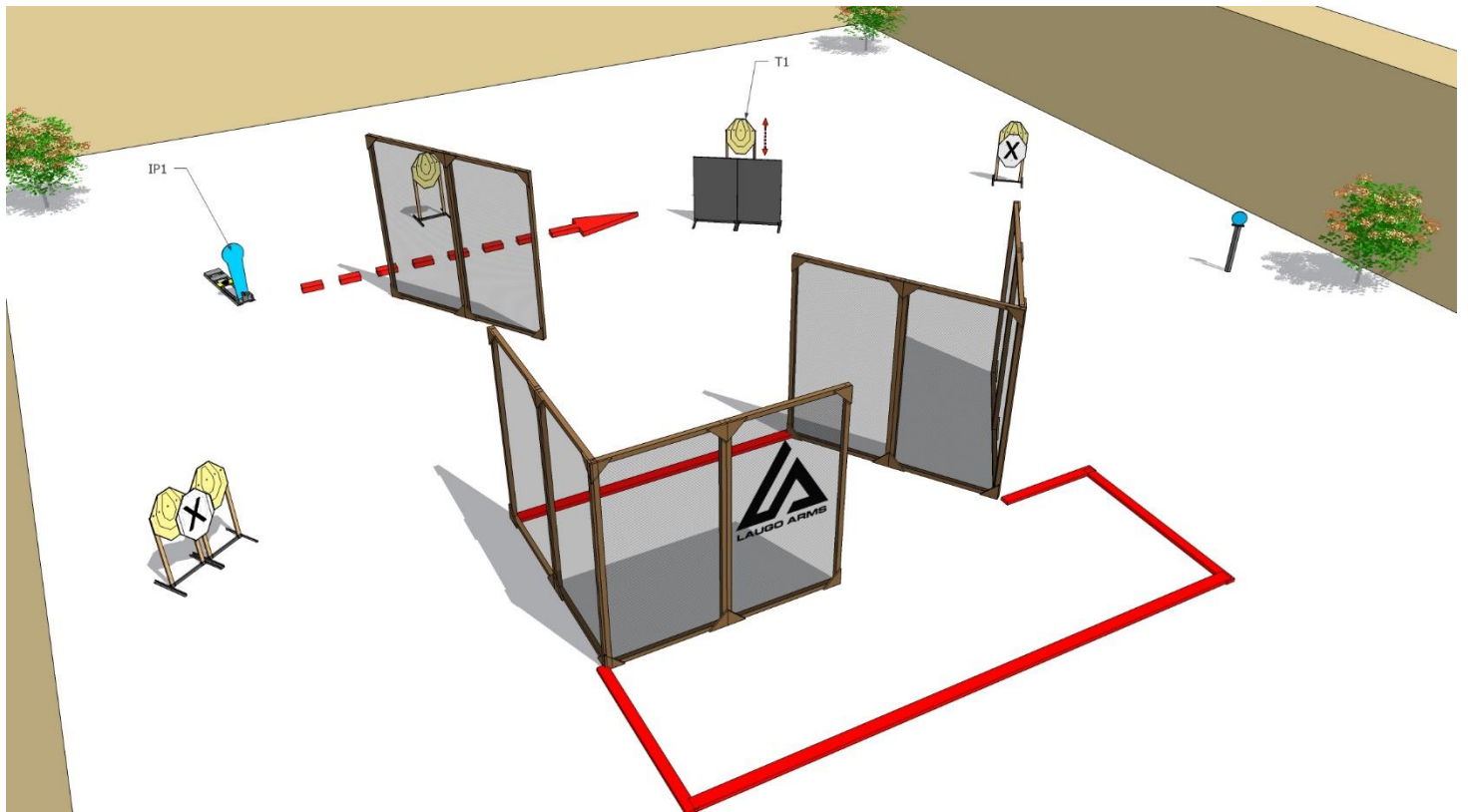
Stage 10

Targets:	8 IPSC Targets, 3 IPSC poppers
Minimum number of rounds :	19
Start position:	Standing erect anywhere within designated area, with the firearm in the ready condition, held in both hands, stock touching the competitor at hip level, barrel parallel to the ground, trigger guard downwards, muzzle pointing downrange with the fingers outside the trigger guard.
The Firearm Ready Condition:	Loaded (Option 1): magazine filled and fitted (if applicable), chamber loaded, hammer and/or sear cocked and safety catch applied
Time starts:	Audible
Procedure:	After start signal engage all the targets from designated area. IP1 activate target T1. All moving targets stays visible at end of their movement
Safety angles:	90 degrees left/right and top of the backstop



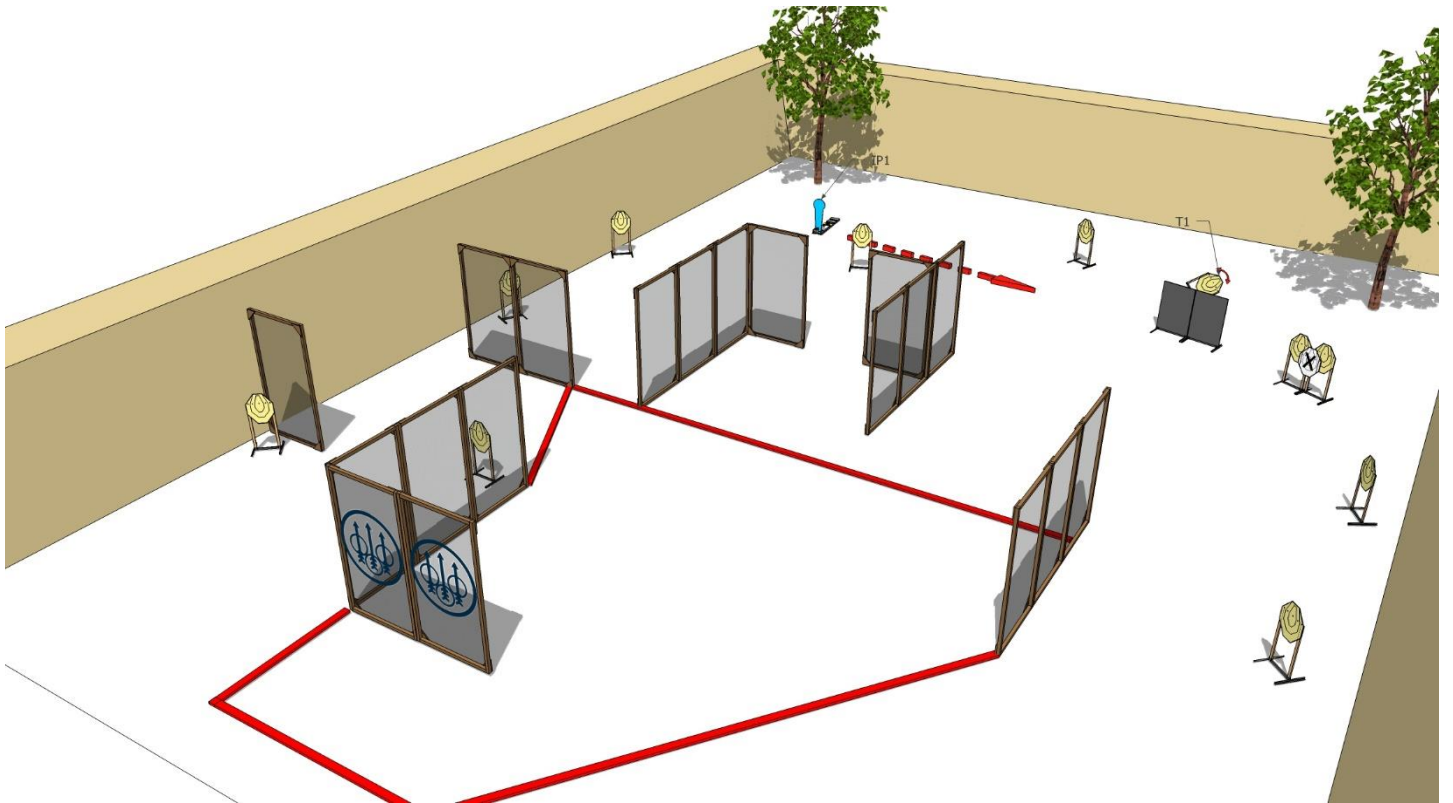
Stage 11

Targets:	5 IPSC Targets, 1 IPSC popper, 1 IPSC metal plate
Minimum number of rounds :	12
Start position:	Standing erect anywhere within designated area, with the firearm in the ready condition, held in both hands, stock touching the competitor at hip level, barrel parallel to the ground, trigger guard downwards, muzzle pointing downrange with the fingers outside the trigger guard.
The Firearm Ready Condition:	Loaded (Option 1): magazine filled and fitted (if applicable), chamber loaded, hammer and/or sear cocked and safety catch applied
Time starts:	Audible
Procedure:	After start signal engage all the targets from designated area. IP1 activate T1. All moving targets stays visible at end of their movement
Safety angles:	90 degrees left/right and top of the backstop



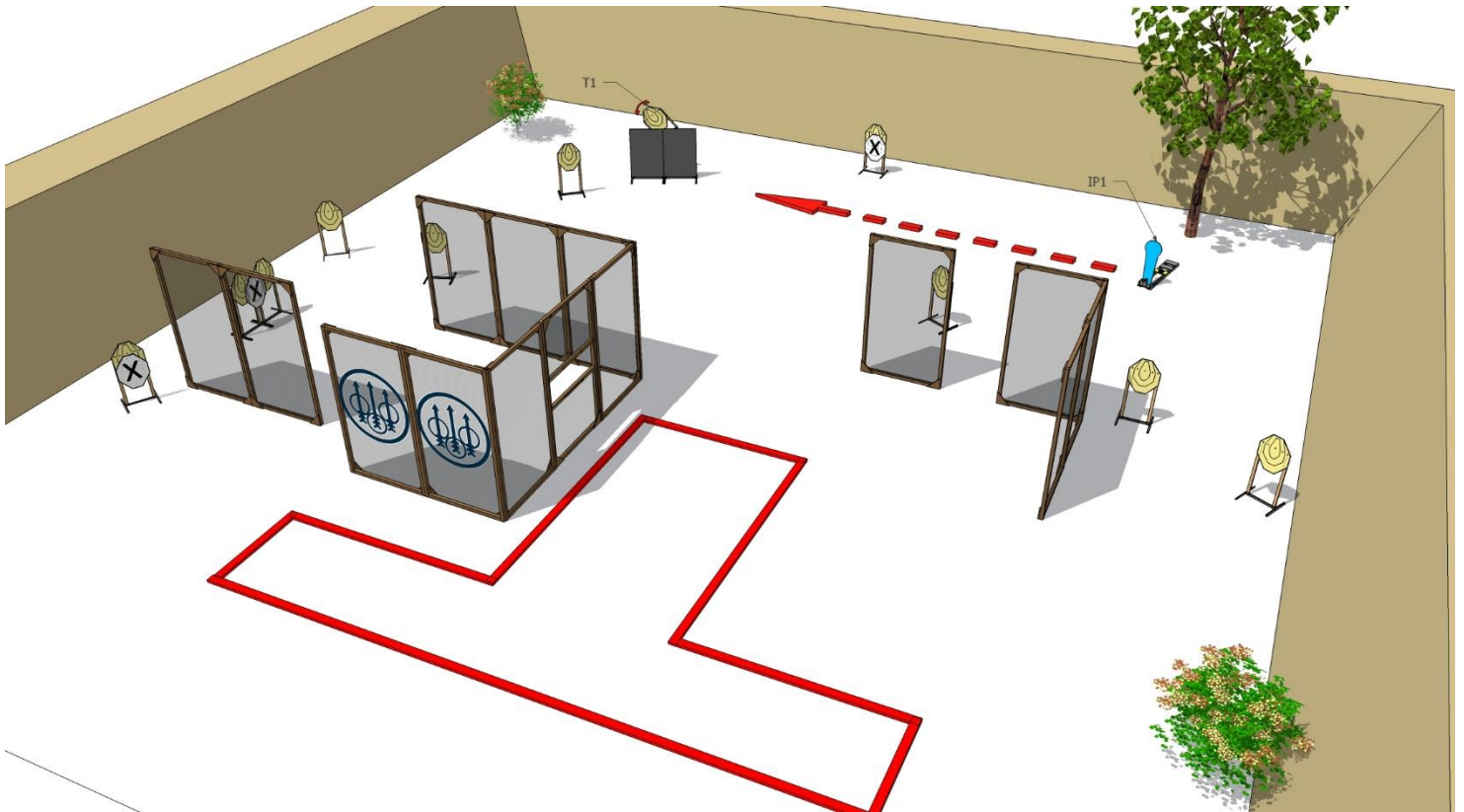
Stage 12

Targets:	11 IPSC Targets, 1 IPSC popper
Minimum number of rounds :	23
Start position:	Standing erect anywhere within designated area, with the firearm in the ready condition, held in both hands, stock touching the competitor at hip level, barrel parallel to the ground, trigger guard downwards, muzzle pointing downrange with the fingers outside the trigger guard.
The Firearm Ready Condition:	Loaded (Option 1): magazine filled and fitted (if applicable), chamber loaded, hammer and/or sear cocked and safety catch applied
Time starts:	Audible
Procedure:	After start signal engage all the targets from designated area. IP1 activate target T1 and T2. All moving targets stays visible at end of their movement
Safety angles:	90 degrees left/right and top of the backstop



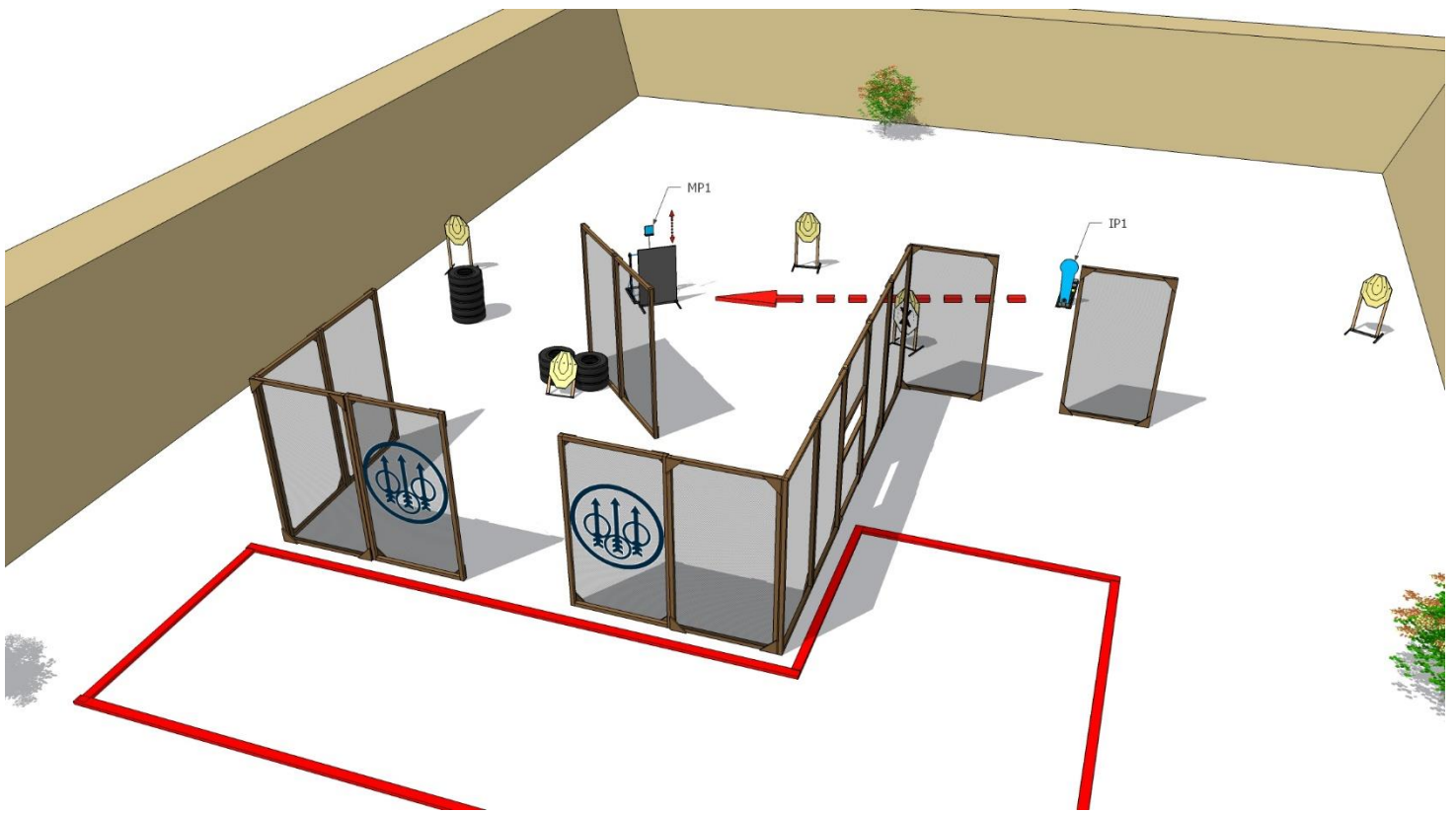
Stage 13

Targets:	11 IPSC Targets, 1 IPSC metal plate
Minimum number of rounds :	23
Start position:	Standing erect anywhere within designated area, with the firearm in the ready condition, held in both hands, stock touching the competitor at hip level, barrel parallel to the ground, trigger guard downwards, muzzle pointing downrange with the fingers outside the trigger guard.
The Firearm Ready Condition:	Loaded (Option 1): magazine filled and fitted (if applicable), chamber loaded, hammer and/or sear cocked and safety catch applied
Time starts:	Audible
Procedure:	After start signal engage all the targets from designated area. IP1 activate target T1.
Safety angles:	90 degrees left/right and top of the backstop



Stage 14

Targets:	5 IPSC Targets, 1 IPSC popper, 1 IPSC metal plate
Minimum number of rounds :	12
Start position:	Standing erect at marks, with the firearm in the ready condition, held in both hands, stock touching the competitor at hip level, barrel parallel to the ground, trigger guard downwards, muzzle pointing downrange with the fingers outside the trigger guard.
The Firearm Ready Condition:	Loaded (Option 1): magazine filled and fitted (if applicable), chamber loaded, hammer and/or sear cocked and safety catch applied
Time starts:	Audible
Procedure:	After start signal engage all the targets from designated area. IP1 activate target MP1. All moving targets stays visible at end of their movement
Safety angles:	90 degrees left/right and top of the backstop



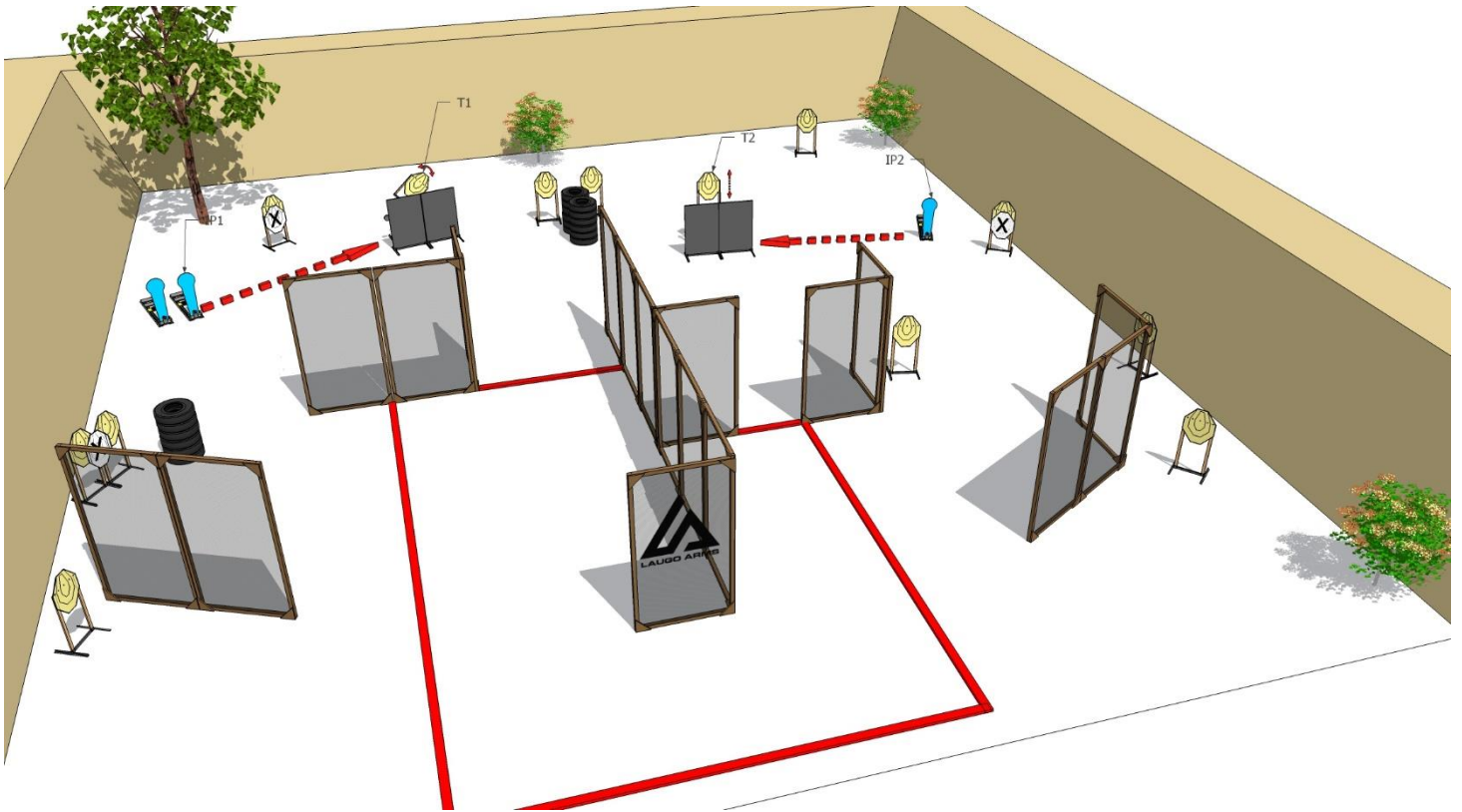
Stage 15

Targets:	13 IPSC Targets, 3 IPSC poppers, 1 IPSC metal plate
Minimum number of rounds :	30
Start position:	Standing erect anywhere within designated area, with the firearm in the ready condition, held in both hands, stock touching the competitor at hip level, barrel parallel to the ground, trigger guard downwards, muzzle pointing downrange with the fingers outside the trigger guard.
The Firearm Ready Condition:	Loaded (Option 1): magazine filled and fitted (if applicable), chamber loaded, hammer and/or sear cocked and safety catch applied
Time starts:	Audible
Procedure:	After start signal engage all the targets from designated area. IP1 activate target T1 and IP2 activate MP2.
Safety angles:	90 degrees left/right and top of the backstop



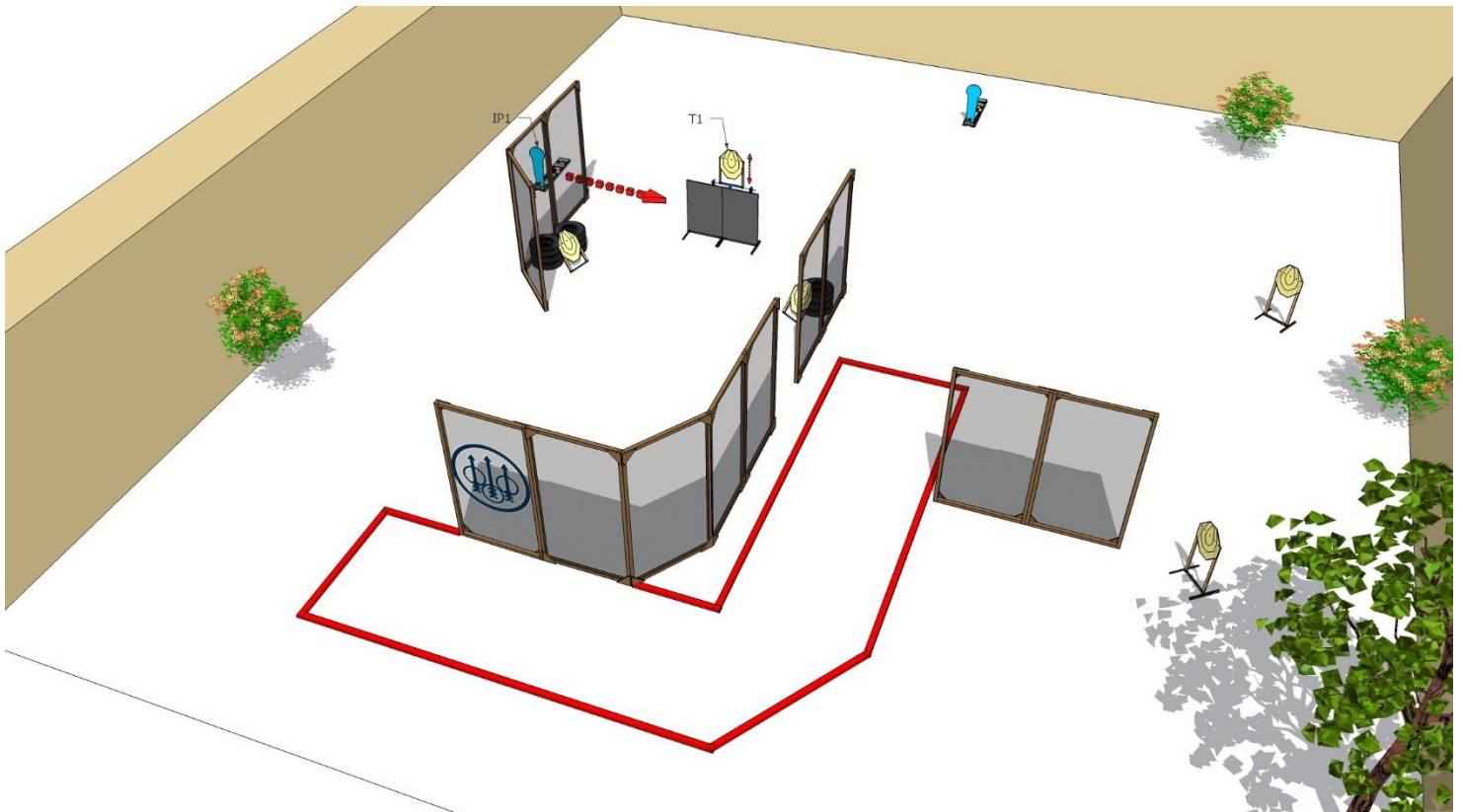
Stage 16

Targets:	13 IPSC Targets, 3 IPSC poppers
Minimum number of rounds :	29
Start position:	Standing erect anywhere within designated area, with the firearm in the ready condition, held in both hands, stock touching the competitor at hip level, barrel parallel to the ground, trigger guard downwards, muzzle pointing downrange with the fingers outside the trigger guard.
The Firearm Ready Condition:	Loaded (Option 1): magazine filled and fitted (if applicable), chamber loaded, hammer and/or sear cocked and safety catch applied
Time starts:	Audible
Procedure:	After start signal engage all the targets from designated area. IP1 activate target T1, IP2 activate T2. All moving targets stays visible at end of their movement.
Safety angles:	90 degrees left/right and top of the backstop



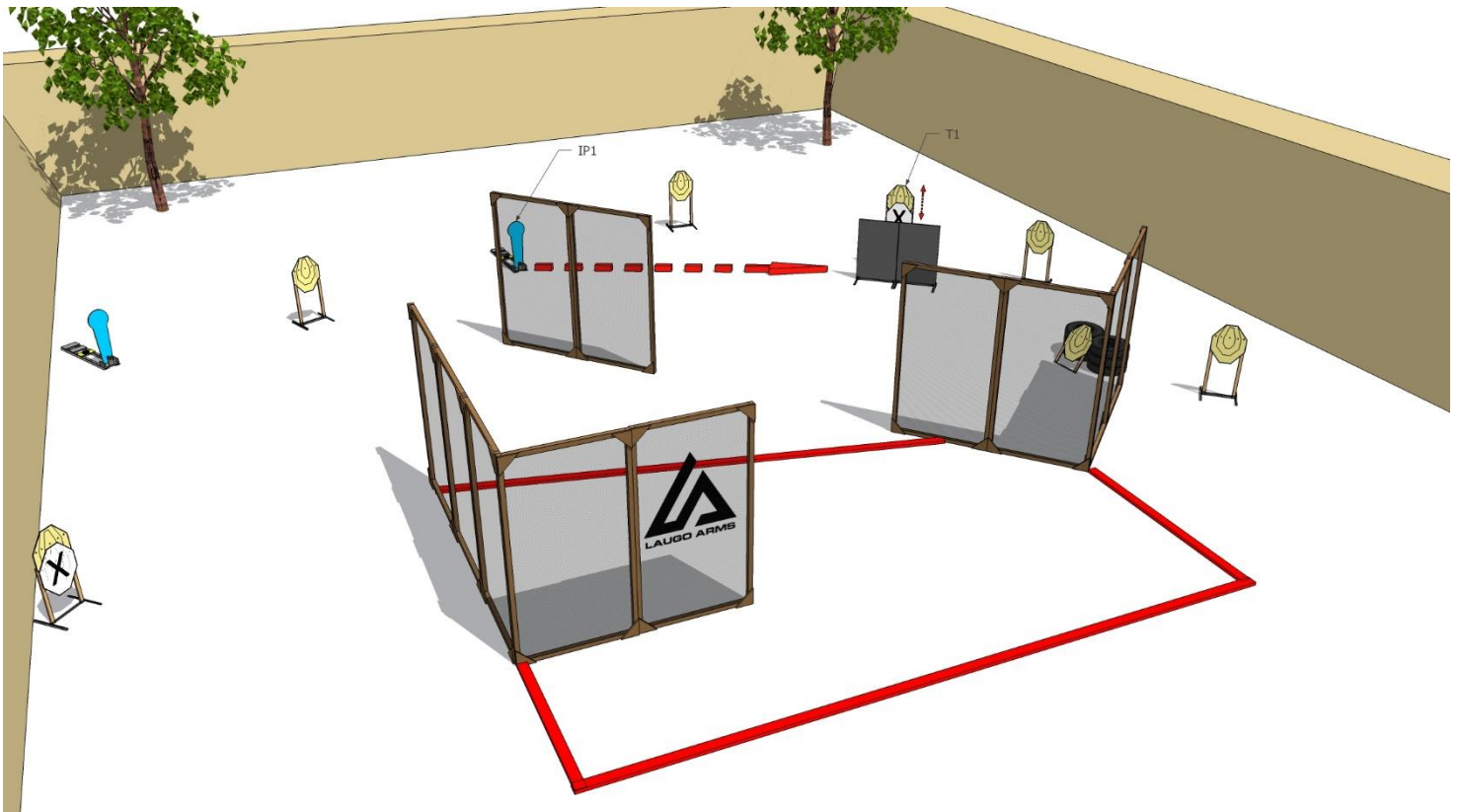
Stage 17

Targets:	5 IPSC Targets, 2 IPSC poppers
Minimum number of rounds :	12
Start position:	Standing erect anywhere within designated area, with the firearm in the ready condition, held in both hands, stock touching the competitor at hip level, barrel parallel to the ground, trigger guard downwards, muzzle pointing downrange with the fingers outside the trigger guard.
The Firearm Ready Condition:	Loaded (Option 1): magazine filled and fitted (if applicable), chamber loaded, hammer and/or sear cocked and safety catch applied
Time starts:	Audible
Procedure:	After start signal engage all the targets from designated area. IP1 activate target T1. All moving targets stays visible at end of their movement
Safety angles:	90 degrees left/right and top of the backstop



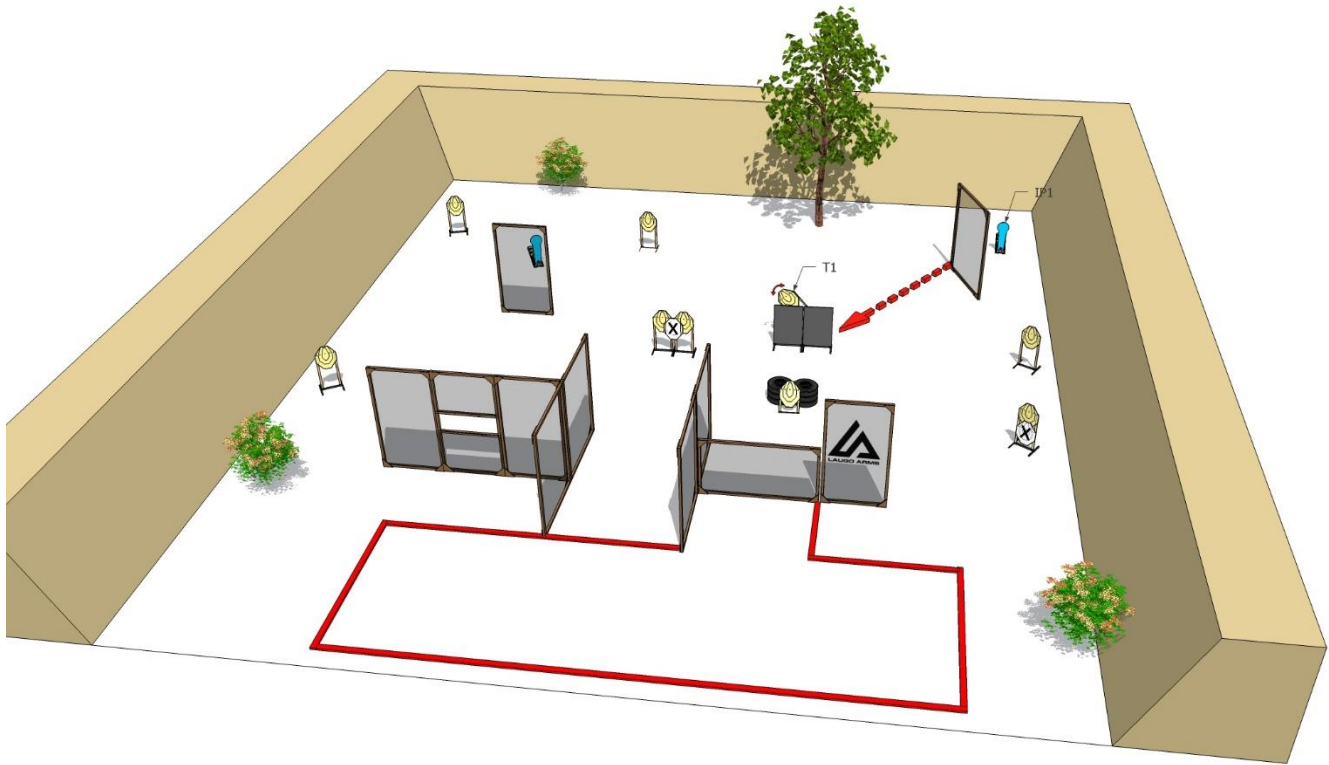
Stage 18

Targets:	7 IPSC Targets, 2 IPSC metal plates
Minimum number of rounds :	16
Start position:	Standing erect anywhere within designated area, with the firearm in the ready condition, held in both hands, stock touching the competitor at hip level, barrel parallel to the ground, trigger guard downwards, muzzle pointing downrange with the fingers outside the trigger guard.
The Firearm Ready Condition:	Loaded (Option 1): magazine filled and fitted (if applicable), chamber loaded, hammer and/or sear cocked and safety catch applied
Time starts:	Audible
Procedure:	After start signal engage all the targets from designated area. IP1 activate target T1. All moving targets stays visible at end of their movement
Safety angles:	90 degrees left/right and top of the backstop



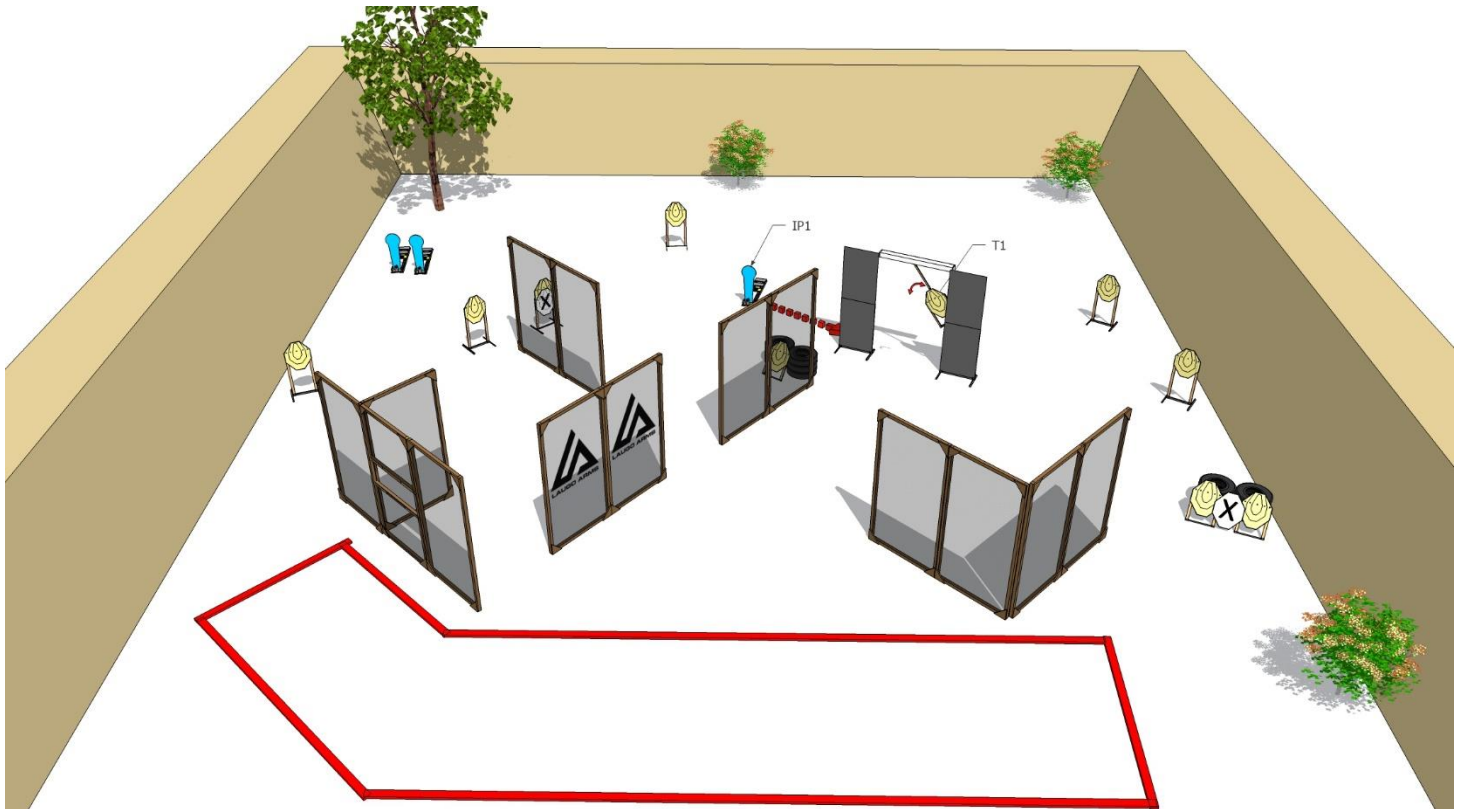
Stage 19

Targets:	9 IPSC Targets, 2 IPSC poppers
Minimum number of rounds :	20
Start position:	Standing erect anywhere within designated area, with the firearm in the ready condition, held in both hands, stock touching the competitor at hip level, barrel parallel to the ground, trigger guard downwards, muzzle pointing downrange with the fingers outside the trigger guard.
The Firearm Ready Condition:	Loaded (Option 1): magazine filled and fitted (if applicable), chamber loaded, hammer and/or sear cocked and safety catch applied
Time starts:	Audible
Procedure:	After start signal engage all the targets from designated area. IP1 activate target T1.
Safety angles:	90 degrees left/right and top of the backstop



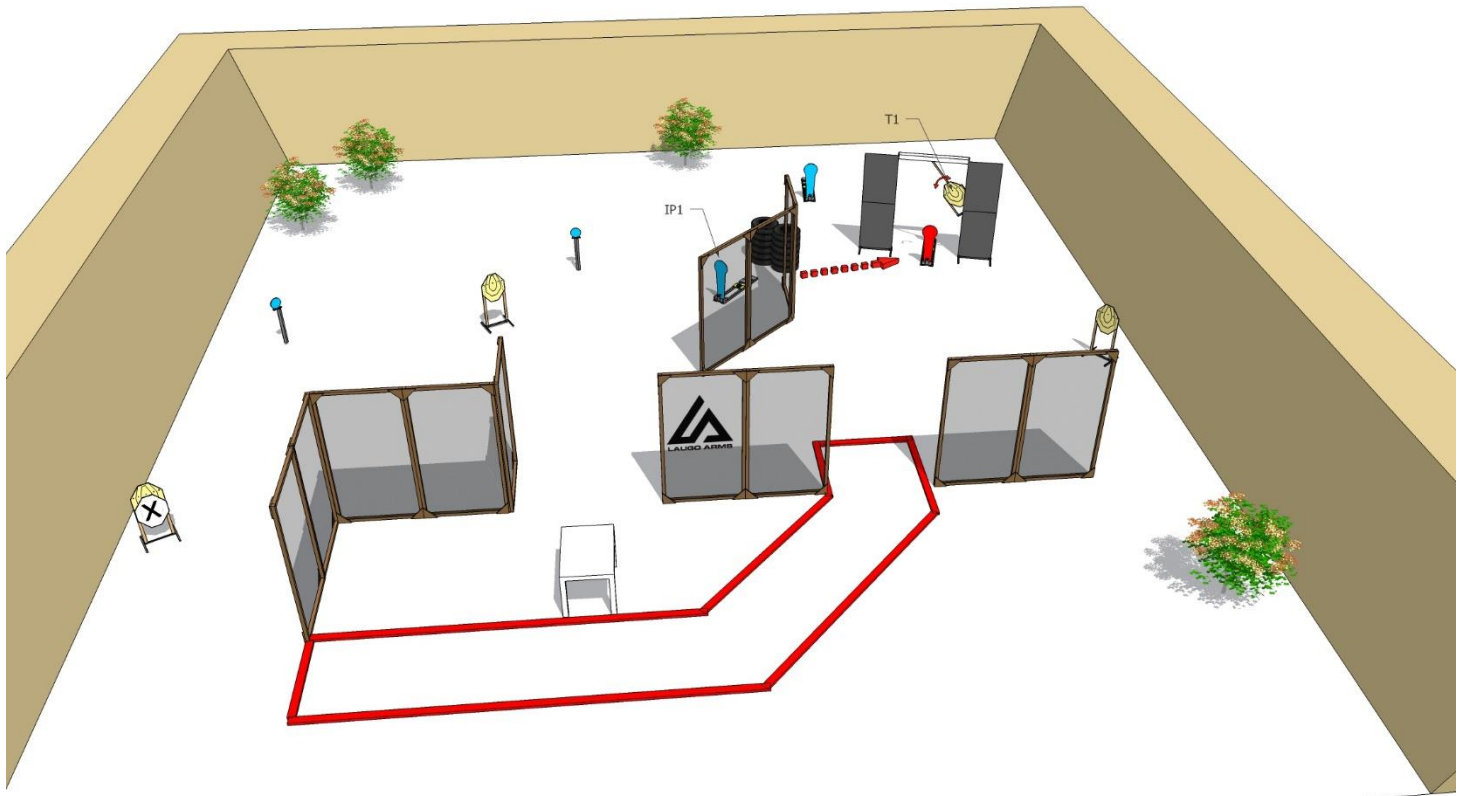
Stage 20

Targets:	10 IPSC Targets, 3 IPSC poppers
Minimum number of rounds :	23
Start position:	Standing erect anywhere within designated area, with the firearm in the ready condition, held in both hands, stock touching the competitor at hip level, barrel parallel to the ground, trigger guard downwards, muzzle pointing downrange with the fingers outside the trigger guard.
The Firearm Ready Condition:	Loaded (Option 1): magazine filled and fitted (if applicable), chamber loaded, hammer and/or sear cocked and safety catch applied
Time starts:	Audible
Procedure:	After start signal engage all the targets from designated area. IP1 activate target T1. All moving targets stays visible at end of their movement
Safety angles:	90 degrees left/right and top of the backstop



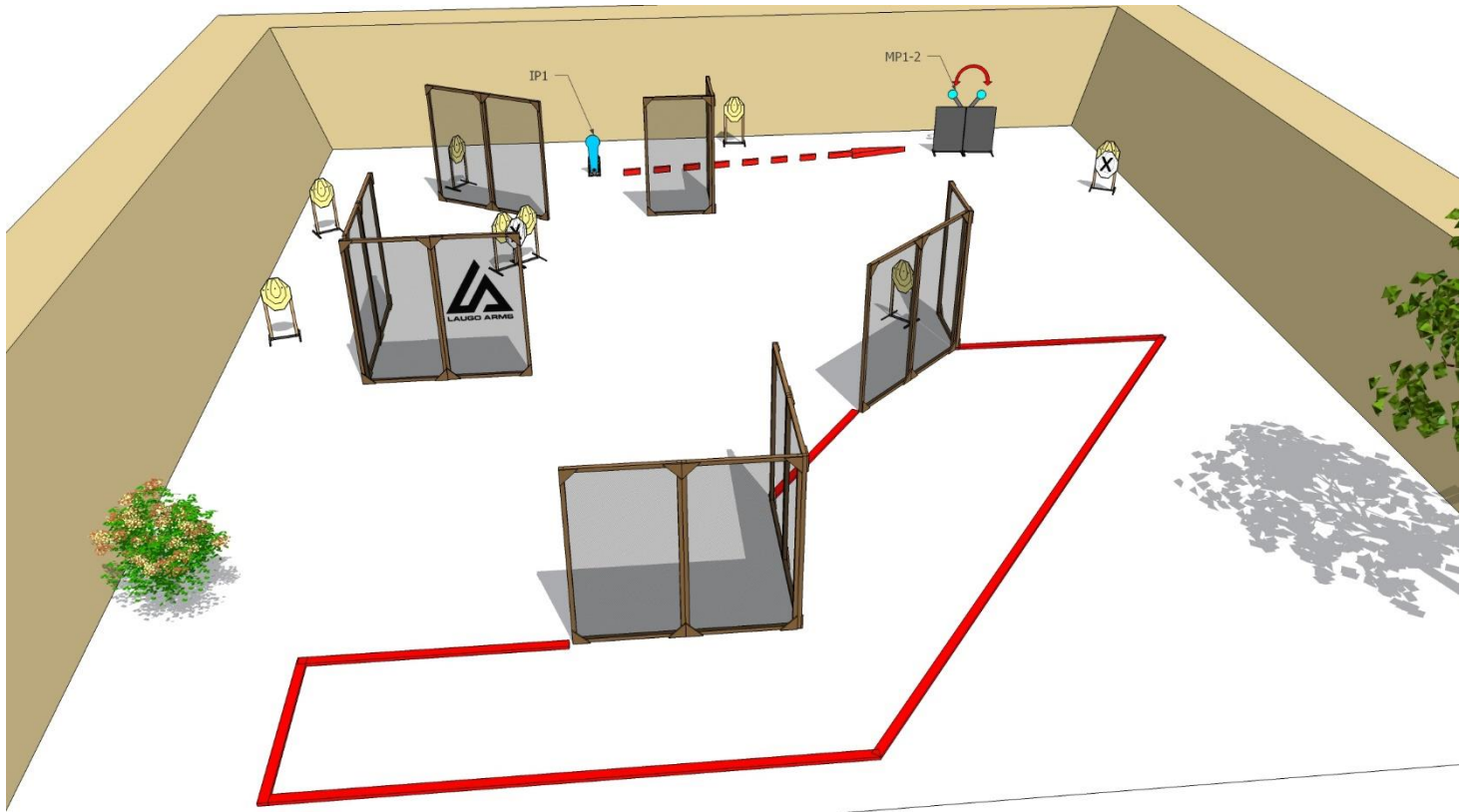
Stage 21

Targets:	4 IPSC Targets, 2 IPSC poppers, 2 IPSC metal plates
Minimum number of rounds :	12
Start position:	Standing erect anywhere within designated area
The Firearm Ready Condition:	Lying on the table, Loaded (Option 2): magazine filled and fitted (if applicable), chamber empty and the action closed.
Time starts:	Audible
Procedure:	After start signal engage all the targets from designated area. IP1 activate target T1.
Safety angles:	90 degrees left/right and top of the backstop



Stage 22

Targets:	8 IPSC Targets, 1 IPSC popper, 2 IPSC metal plates
Minimum number of rounds :	19
Start position:	Standing erect anywhere within designated area, with the firearm in the ready condition, held in both hands, stock touching the competitor at hip level, barrel parallel to the ground, trigger guard downwards, muzzle pointing downrange with the fingers outside the trigger guard.
The Firearm Ready Condition:	Loaded (Option 1): magazine filled and fitted (if applicable), chamber loaded, hammer and/or sear cocked and safety catch applied
Time starts:	Audible
Procedure:	After start signal engage all the targets from designated area. IP1 activate target MP1-2. All moving targets stays visible at end of their movement
Safety angles:	90 degrees left/right and top of the backstop



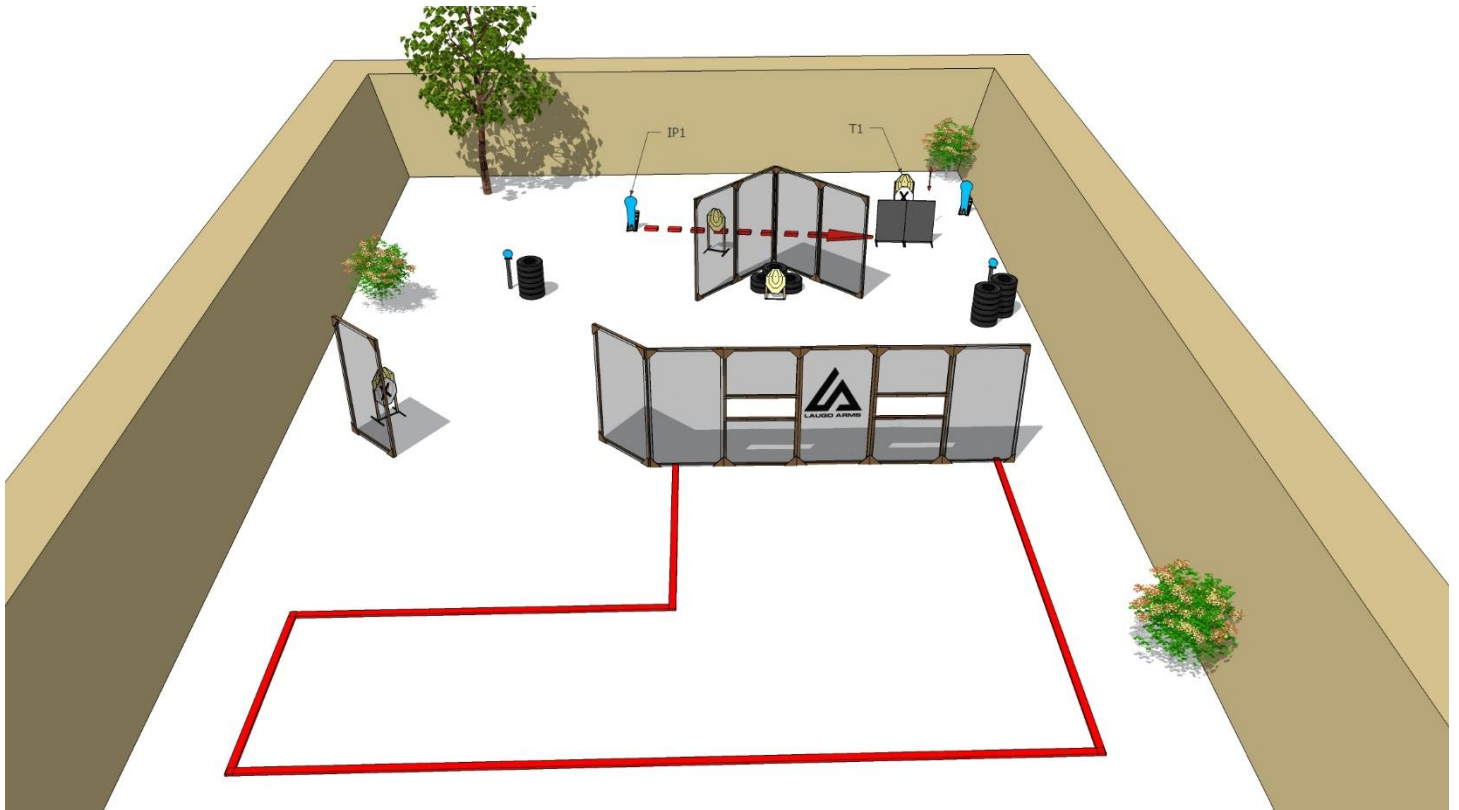
Stage 23

Targets:	9 IPSC Targets, 2 IPSC poppers
Minimum number of rounds :	20
Start position:	Standing erect anywhere within designated area, with the firearm in the ready condition, held in both hands, stock touching the competitor at hip level, barrel parallel to the ground, trigger guard downwards, muzzle pointing downrange with the fingers outside the trigger guard.
The Firearm Ready Condition:	Loaded (Option 1): magazine filled and fitted (if applicable), chamber loaded, hammer and/or sear cocked and safety catch applied
Time starts:	Audible
Procedure:	After start signal engage all the targets from designated area. IP1 activate target T1. All moving targets stays visible at end of their movement
Safety angles:	90 degrees left/right and top of the backstop



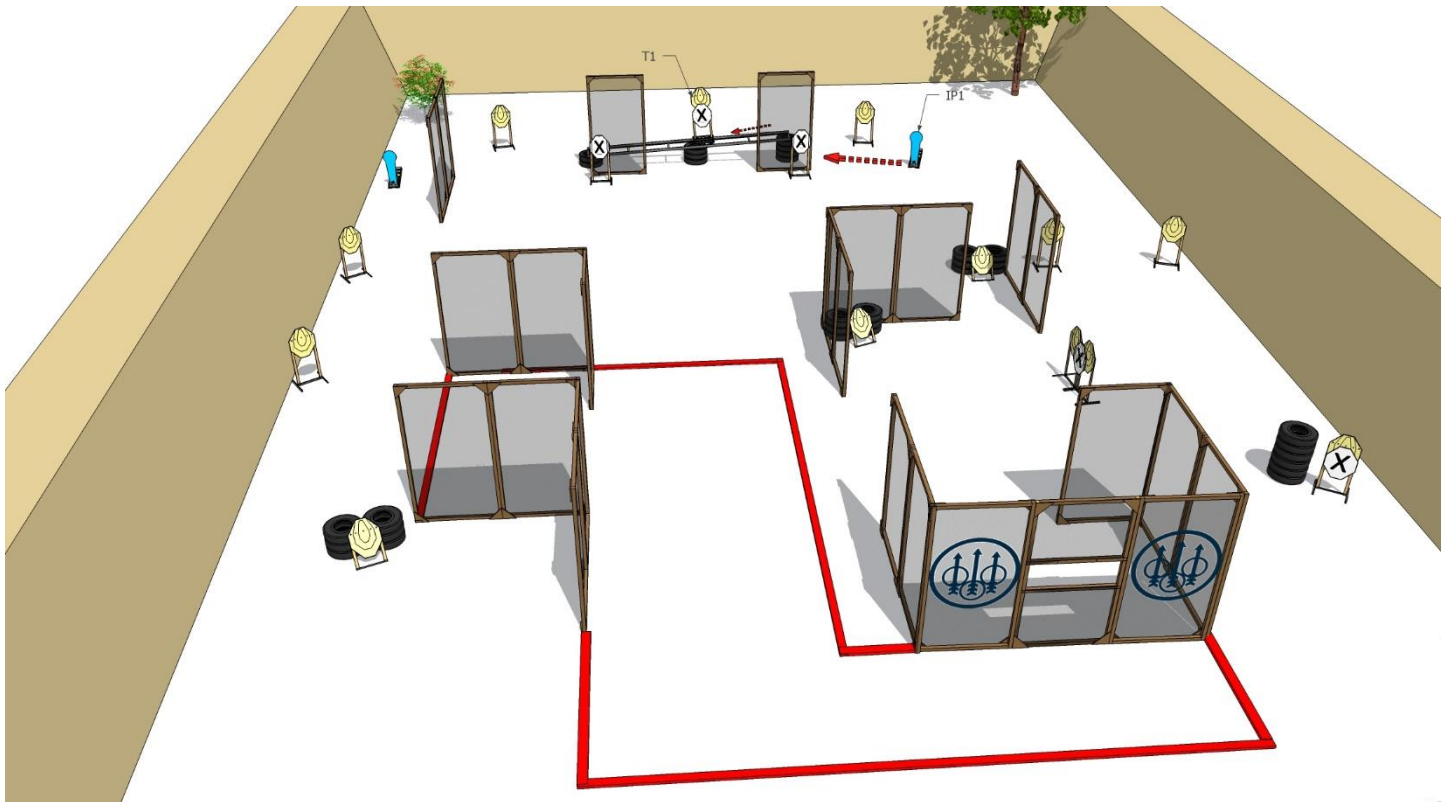
Stage 24

Targets:	4 IPSC Targets, 2 IPSC poppers, 2 IPSC Metal plates
Minimum number of rounds :	12
Start position:	Standing erect anywhere within designated area, with the firearm in the ready condition, held in both hands, stock touching the competitor at hip level, barrel parallel to the ground, trigger guard downwards, muzzle pointing downrange with the fingers outside the trigger guard.
The Firearm Ready Condition:	Loaded (Option 1): magazine filled and fitted (if applicable), chamber loaded, hammer and/or sear cocked and safety catch applied
Time starts:	Audible
Procedure:	After start signal engage all the targets from designated area. IP1 activate target T1. All moving targets stays visible at end of their movement
Safety angles:	90 degrees left/right and top of the backstop



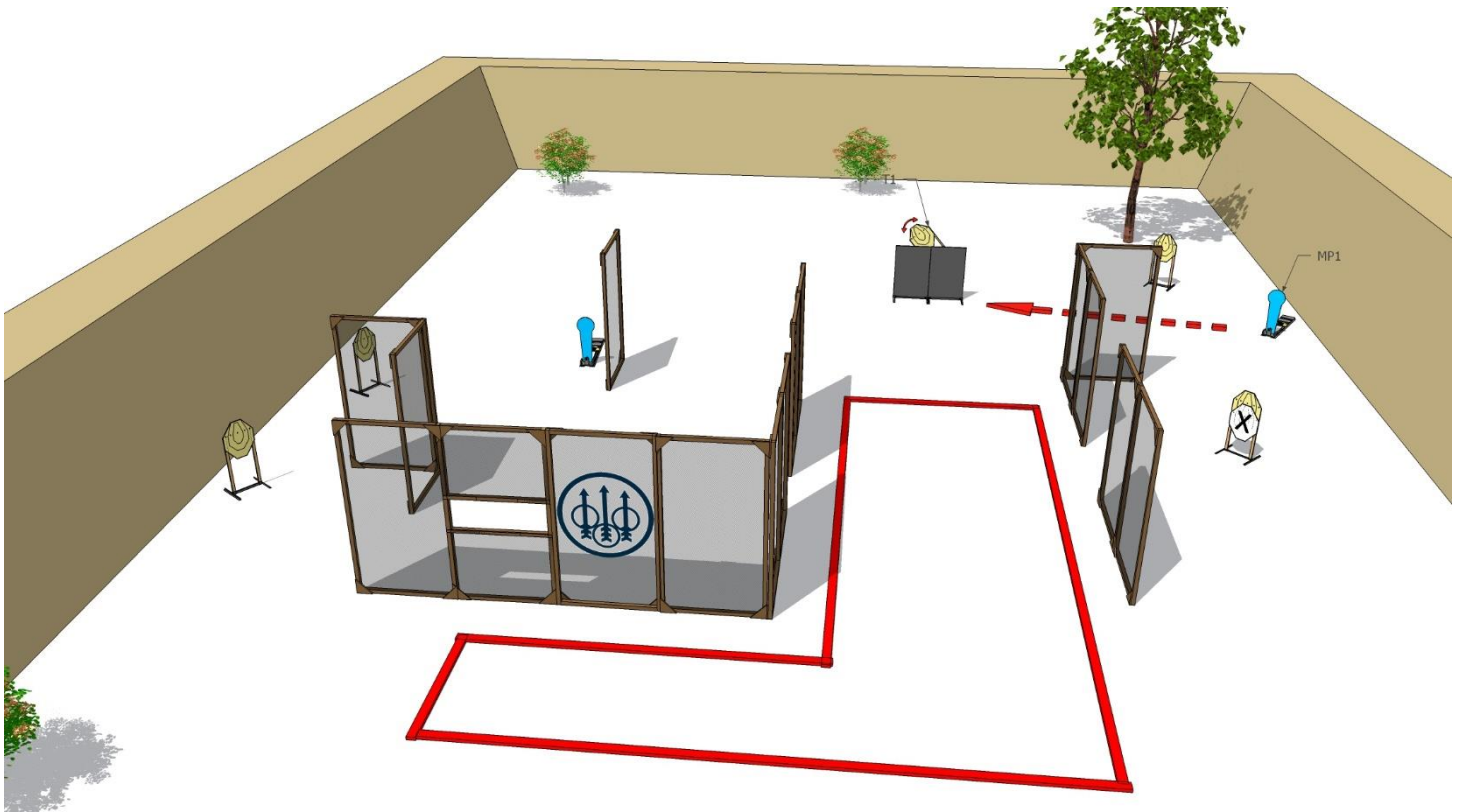
Stage 25

Targets:	13 IPSC Targets, 2 IPSC poppers
Minimum number of rounds :	28
Start position:	Standing erect anywhere within designated area, with the firearm in the ready condition, held in both hands, stock touching the competitor at hip level, barrel parallel to the ground, trigger guard downwards, muzzle pointing downrange with the fingers outside the trigger guard.
The Firearm Ready Condition:	Loaded (Option 1): magazine filled and fitted (if applicable), chamber loaded, hammer and/or sear cocked and safety catch applied
Time starts:	Audible
Procedure:	After start signal engage all the targets from designated area. IP1 activate target T1.
Safety angles:	90 degrees left/right and top of the backstop



Stage 26

Targets:	5 IPSC Targets, 2 IPSC Metal Poppers
Minimum number of rounds :	12
Start position:	Standing erect anywhere within designated area, with the firearm in the ready condition, held in both hands, stock touching the competitor at hip level, barrel parallel to the ground, trigger guard downwards, muzzle pointing downrange with the fingers outside the trigger guard.
The Firearm Ready Condition:	Loaded (Option 1): magazine filled and fitted (if applicable), chamber loaded, hammer and/or sear cocked and safety catch applied
Time starts:	Audible
Procedure:	After start signal engage all the targets from designated area. IP1 activate target T1. All moving targets stays visible at end of their movement
Safety angles:	90 degrees left/right and top of the backstop



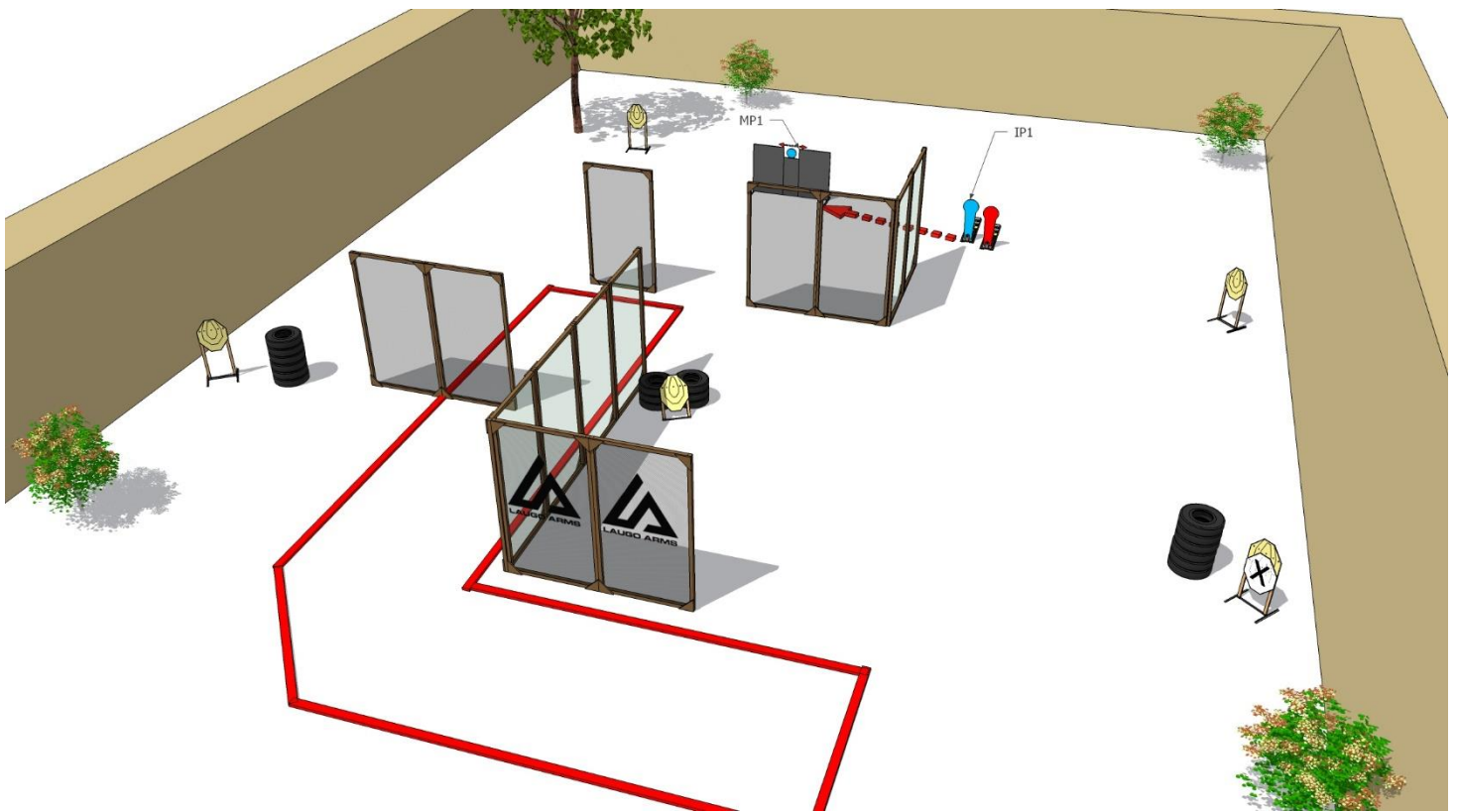
Stage 27

Targets:	5 IPSC Targets, 1 IPSC popper, 1 IPSC Metal plate
Minimum number of rounds :	12
Start position:	Standing erect anywhere within designated area, with the firearm in the ready condition, held in both hands, stock touching the competitor at hip level, barrel parallel to the ground, trigger guard downwards, muzzle pointing downrange with the fingers outside the trigger guard.
The Firearm Ready Condition:	Loaded (Option 1): magazine filled and fitted (if applicable), chamber loaded, hammer and/or sear cocked and safety catch applied
Time starts:	Audible
Procedure:	After start signal engage all the targets from designated area. IP1 activate target T1. All moving targets stays visible at end of their movement
Safety angles:	90 degrees left/right and top of the backstop



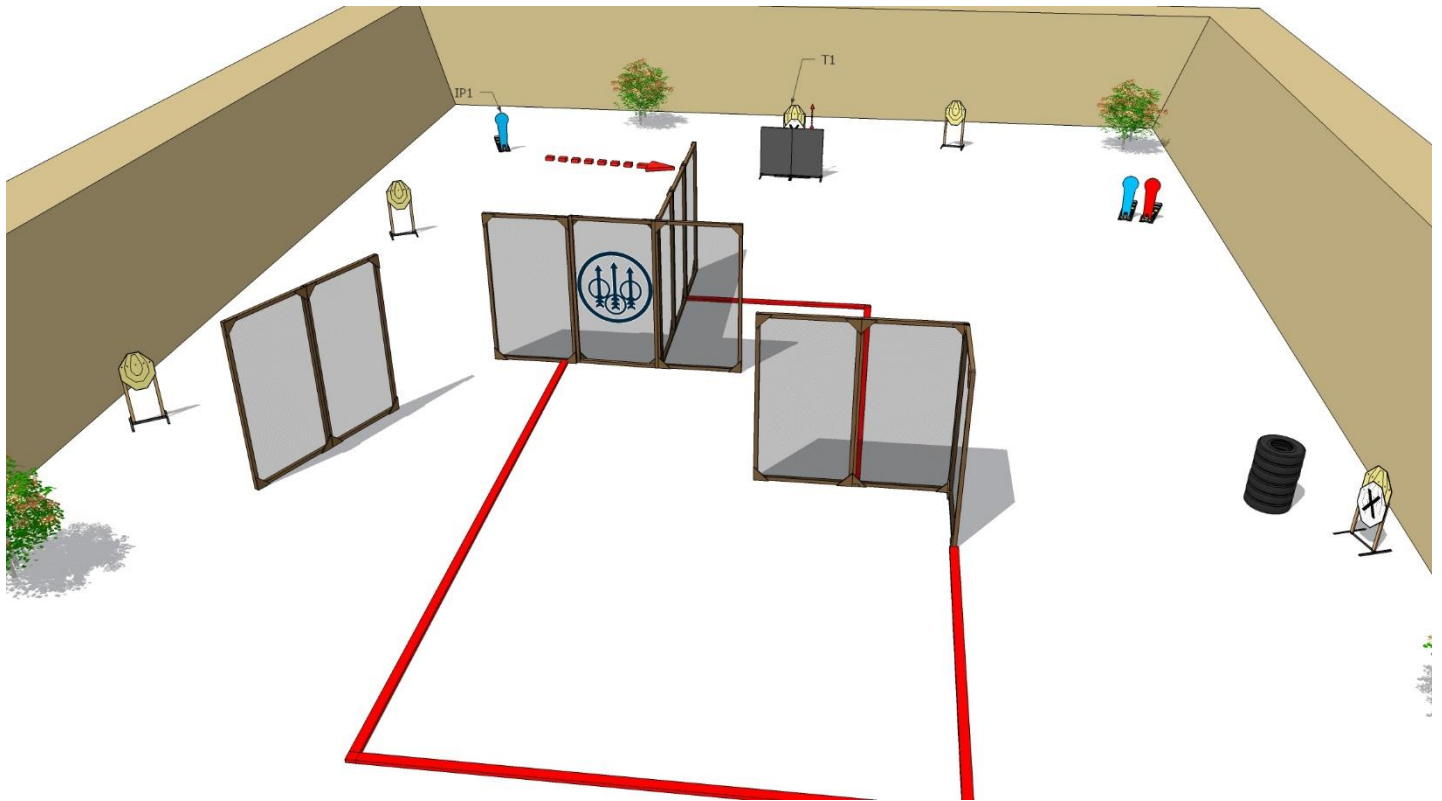
Stage 28

Targets:	5 IPSC Targets, 1 IPSC popper, 1 IPSC metal plate
Minimum number of rounds :	12
Start position:	Standing at marks, with the firearm in the ready condition, held in both hands, stock touching the competitor at hip level, barrel parallel to the ground, trigger guard downwards, muzzle pointing downrange with the fingers outside the trigger guard.
The Firearm Ready Condition:	Loaded (Option 1): magazine filled and fitted (if applicable), chamber loaded, hammer and/or sear cocked and safety catch applied
Time starts:	Audible
Procedure:	After start signal engage all the targets from designated area. IP1 activate target MP1.
Safety angles:	90 degrees left/right and top of the backstop



Stage 29

Targets:	5 IPSC Targets, 2 IPSC popper
Minimum number of rounds :	12
Start position:	Standing erect, with the firearm in the ready condition, held in both hands, stock touching the competitor at hip level, barrel parallel to the ground touching the mark O, trigger guard downwards, muzzle pointing downrange with the fingers outside the trigger guard.
The Firearm Ready Condition:	Loaded (Option 1): magazine filled and fitted (if applicable), chamber loaded, hammer and/or sear cocked and safety catch applied
Time starts:	Audible
Procedure:	After start signal engage all the targets from designated area. IP1 activate target T1.
Safety angles:	90 degrees left/right and top of the backstop



Stage 30

Targets:	5 IPSC Targets, 2 IPSC poppers
Minimum number of rounds :	12
Start position:	Standing erect anywhere within designated area, with the firearm in the ready condition, held in both hands, stock touching the competitor at hip level, barrel parallel to the ground, trigger guard downwards, muzzle pointing downrange with the fingers outside the trigger guard.
The Firearm Ready Condition:	Loaded (Option 1): magazine filled and fitted (if applicable), chamber loaded, hammer and/or sear cocked and safety catch applied
Time starts:	Audible
Procedure:	After start signal engage all the targets from designated area. IP1 activate target T1. All moving targets stays visible at end of their movement
Safety angles:	90 degrees left/right and top of the backstop

