



Red = Stage numbers

Dark blue = Range numbers

Stage	Type	Shots	Stage	Type	Shots	Stage	Type	Shots
1	Short	12	9	Short	11	17	Short	12
2	Short	12	10	Long	32	18	Short	12
3	Short	11	11	Medium	24	19	Short	11
4	Long	32	12	Medium	24	20	Medium	24
5	Medium	24	13	Short	12	21	Long	32
6	Medium	24	14	Short	12	22	Medium	24
7	Short	12	15	Short	12	23	Medium	24
8	Short	12	16	Long	32	24	Medium	24
TOTAL: 461								

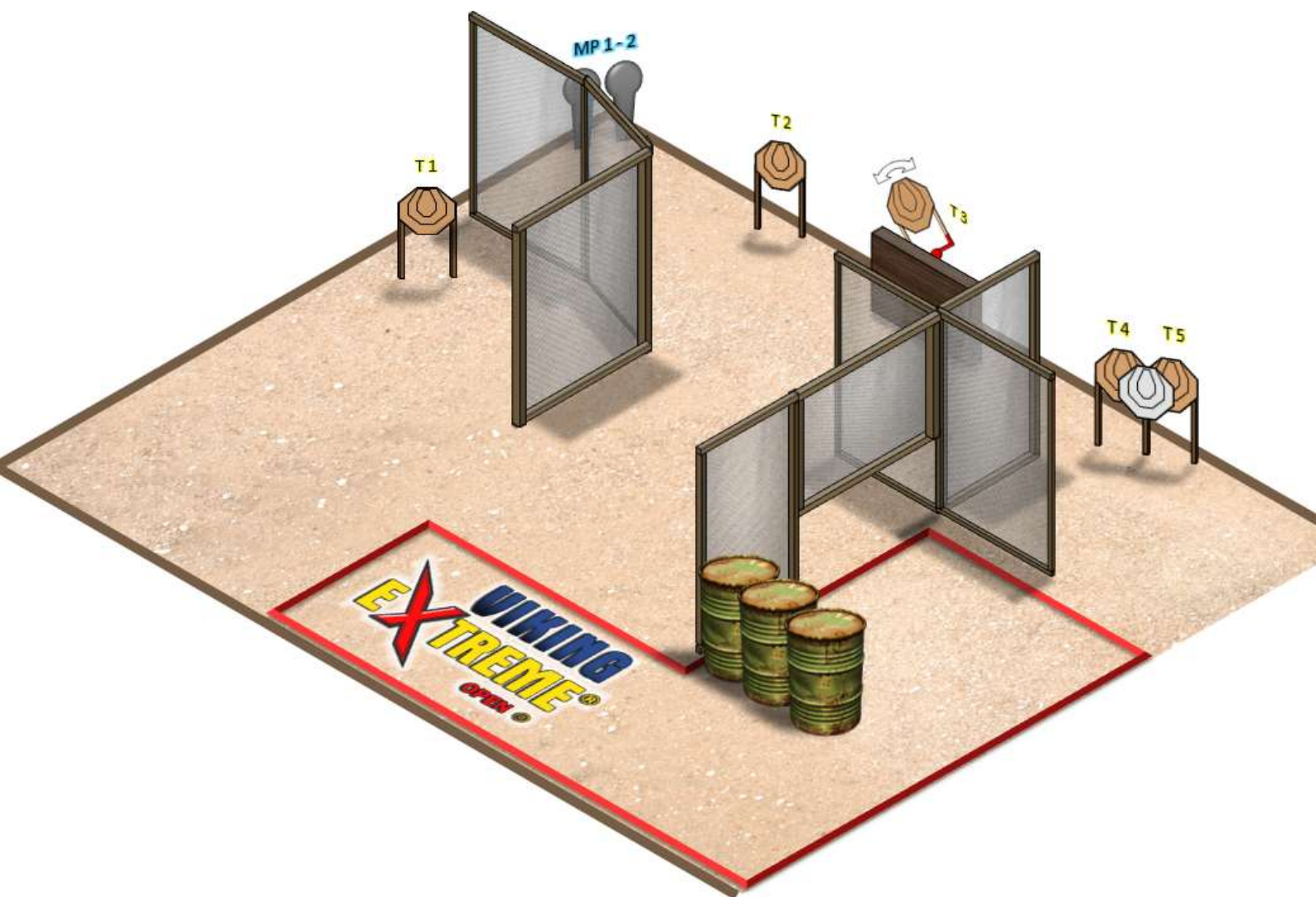



GLOBAL EXTREME CUP

VIKING EXTREME OPEN

27.-29.7.2023, DENMARK, Copenhagen





Stage: 1

Range: 13a

Targets 5 IPSC targets and 2 IPSC mini poppers. **Design:** Nico & Sissal

Course type Short **Distances** 4-10 meter

Maximum points 60 **Minimum no of rounds** 12

Start position

Standing erect anywhere inside designated area as RO demonstrate, with the firearm in the ready condition, held in both hands, stock touching the competitor at hip level, barrel parallel to the ground, trigger guard downwards, muzzle pointing downrange with the fingers outside the trigger guard.

Safety Angles

Time Starts

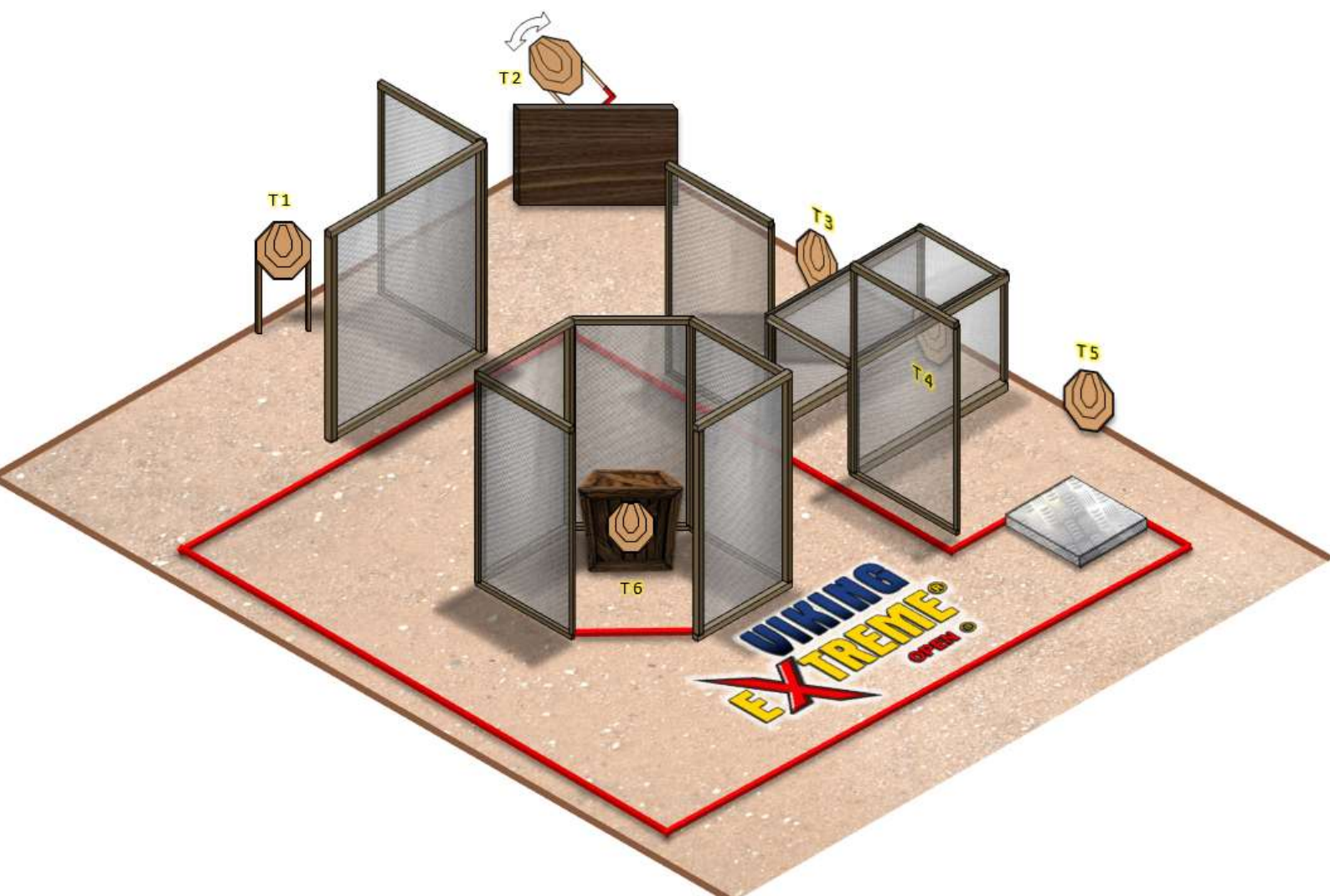
Audible

The Firearm Ready Condition

Loaded (Option 1): magazine filled and fitted (if applicable), chamber loaded, hammer and/or sear cocked and safety catch applied.

Procedure

After signal engage targets. MP2 activates moving targets T3 which will be visible at rest.



Stage: 2

Range: 13b

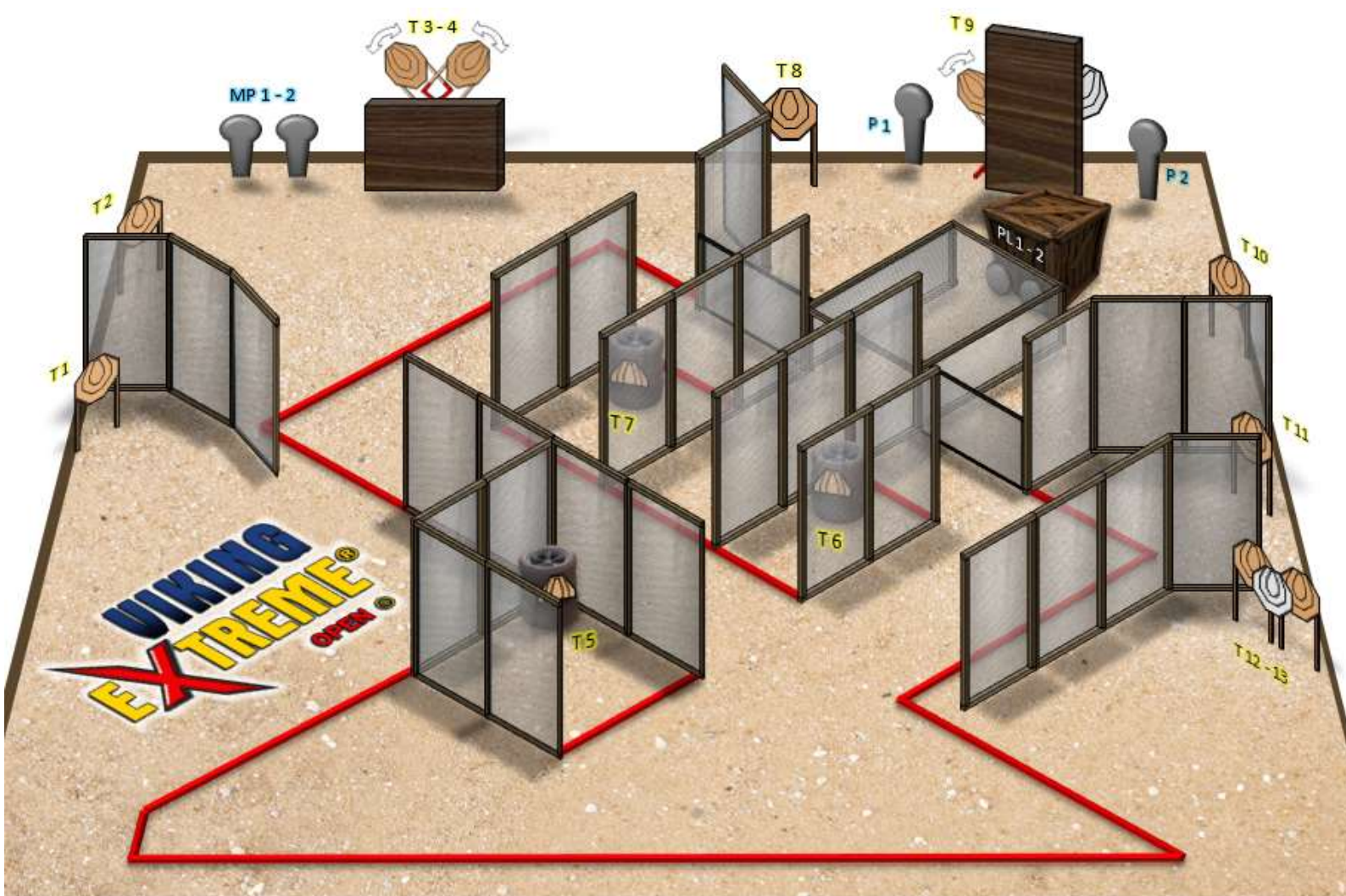
Targets	6 IPSC targets	Design:	Nico & Sissal
Course type	Short	Distances	3-11 meter
Maximum points	60	Minimum no of rounds	12
Start position	Standing erect anywhere inside designated area as RO demonstrate, with the firearm in the ready condition, held in both hands, stock touching the competitor at hip level, barrel parallel to the ground, trigger guard downwards, muzzle pointing downrange with the fingers outside the trigger guard.		
Safety Angles	Flag left & right	Time Starts	Audible
The Firearm Ready Condition	Loaded (Option 1): magazine filled and fitted (if applicable), chamber loaded, hammer and/or sear cocked and safety catch applied.		
Procedure	After signal engage targets. Stompbox activates moving targets T2 which will be visible at rest.		



Stage: 3

Range: 13c

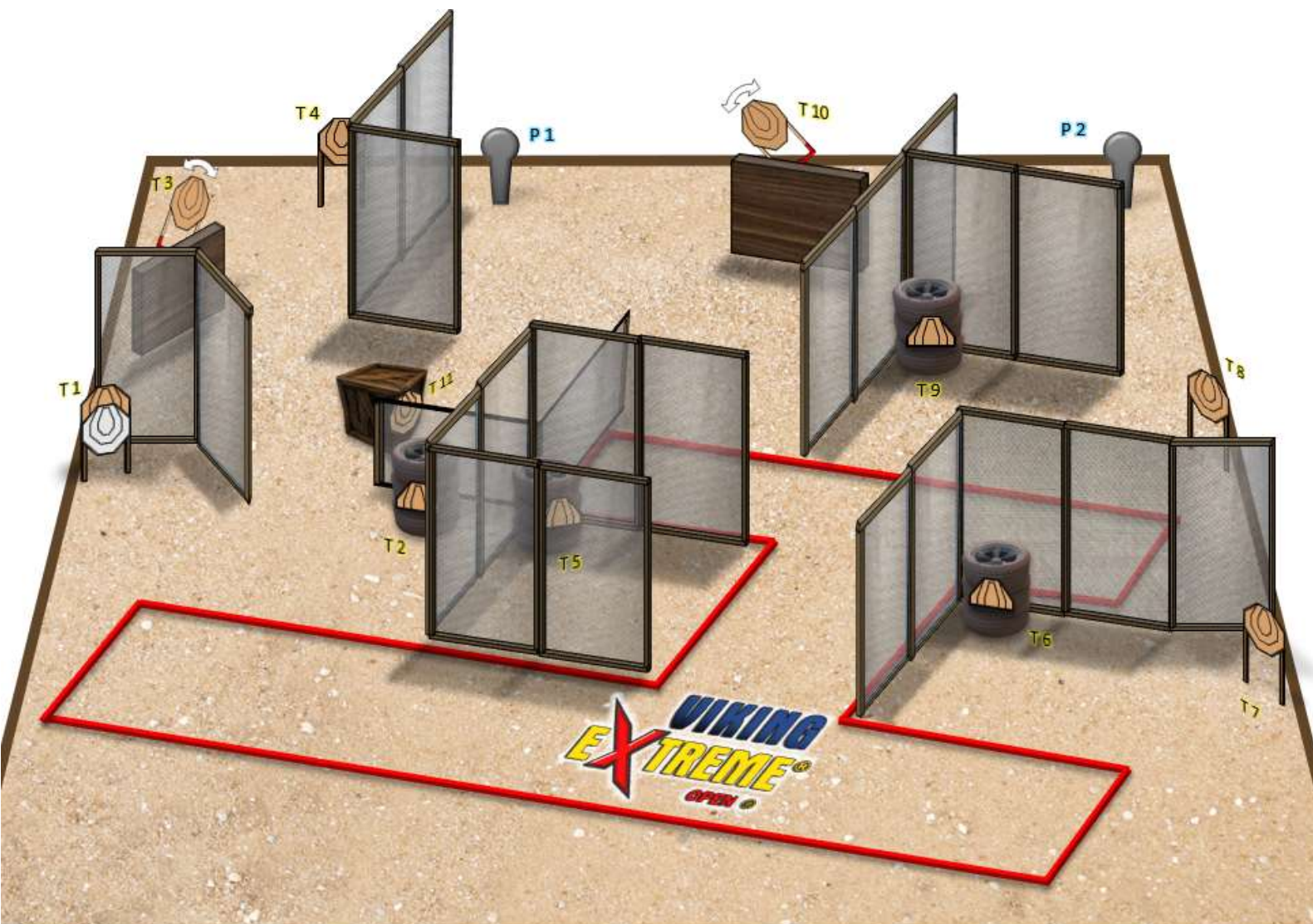
Targets	4 IPSC targets, 2 IPSC poppers and 1 IPSC metal plate		Design: Nico & Sissal
Course type	Short	Distances	3-11 meter
Maximum points	55	Minimum no of rounds	11
Start position	Standing erect anywhere inside designated area as RO demonstrate, with the firearm in the ready condition, held in both hands, stock touching the competitor at hip level, barrel parallel to the ground, trigger guard downwards, muzzle pointing downrange with the fingers outside the trigger guard.		
Safety Angles	Flag left & right	Time Starts	Audible
The Firearm Ready Condition	Loaded (Option 1): magazine filled and fitted (if applicable), chamber loaded, hammer and/or sear cocked and safety catch applied.		
Procedure	After signal engage targets. P1 activates moving target T2 which will be visible at rest.		



Stage: 4

Range: 13

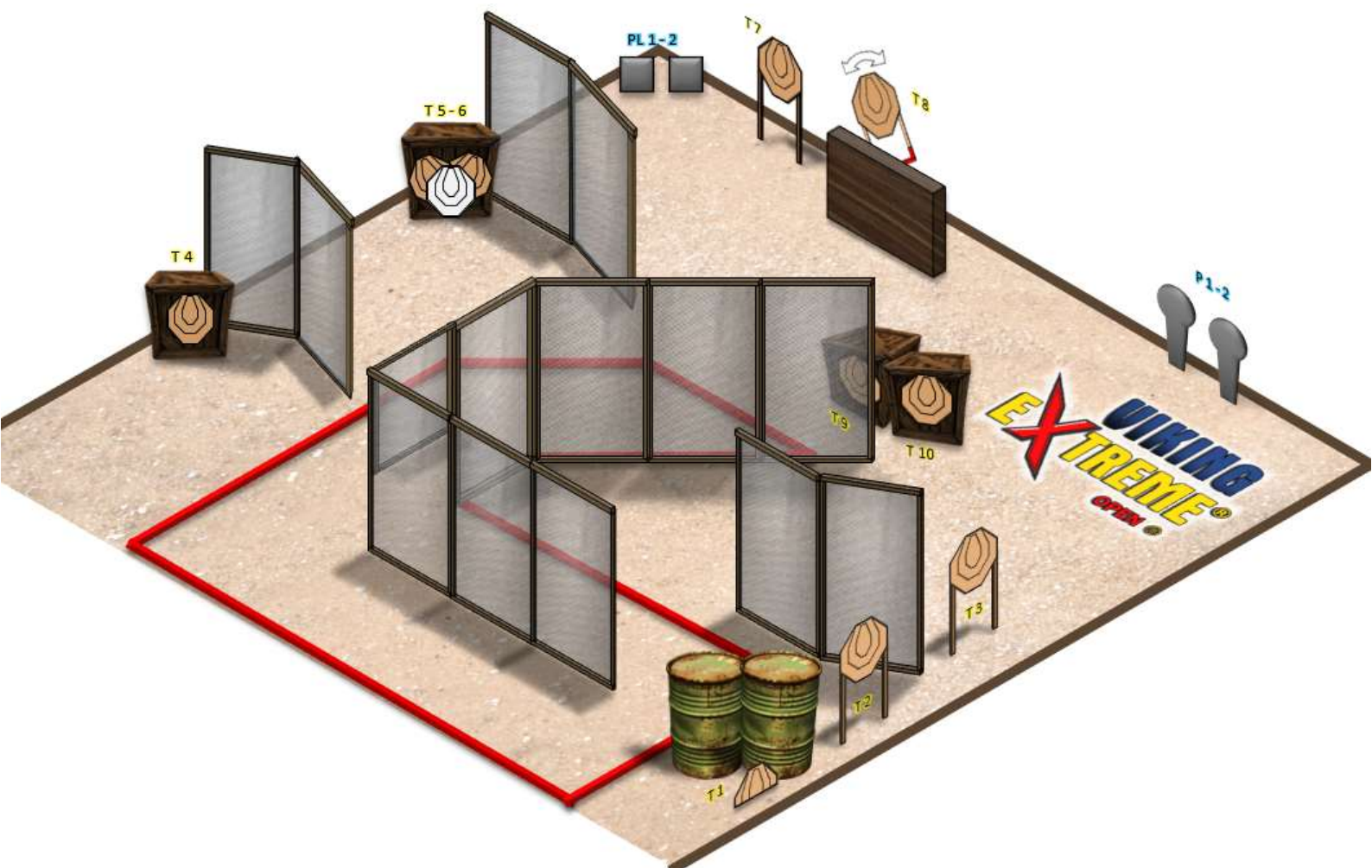
Targets	13 IPSC targets, 2 IPSC poppers, 2 IPSC mini poppers and 2 IPSC metal plates	Design: Nico & Sissal
Course type	Long	Distances 3-25 meter
Maximum points	160	Minimum no of rounds 32
Start position	Standing erect anywhere inside designated area as RO demonstrate, with the firearm in the ready condition, held in both hands, stock touching the competitor at hip level, barrel parallel to the ground, trigger guard downwards, muzzle pointing downrange with the fingers outside the trigger guard.	
Safety Angles	90° left & right	Time Starts Audible
The Firearm Ready Condition	Loaded (Option 1): magazine filled and fitted (if applicable), chamber loaded, hammer and/or sear cocked and safety catch applied.	
Procedure	After signal engage targets. MP2 activates moving targets T3 & T4. P1 activates moving target T9. All moving targets will be visible at rest.	



Stage: 5

Range: 12

Targets	11 IPSC targets and 2 IPSC poppers	Design: Nico & Sissal
Course type	Medium	Distances 3-20 meter
Maximum points	120	Minimum no of rounds 24
Start position	Standing erect anywhere inside designated area as RO demonstrate, with the firearm in the ready condition, held in both hands, stock touching the competitor at hip level, barrel parallel to the ground, trigger guard downwards, muzzle pointing downrange with the fingers outside the trigger guard.	
Safety Angles	90° left & right	Time Starts Audible
The Firearm Ready Condition	Loaded (Option 1): magazine filled and fitted (if applicable), chamber loaded, hammer and/or sear cocked and safety catch applied.	
Procedure	After signal engage targets. P1 activates moving targets T3. P2 activates moving T10. All moving targets will be visible at rest.	



Stage: 6

Range: 11

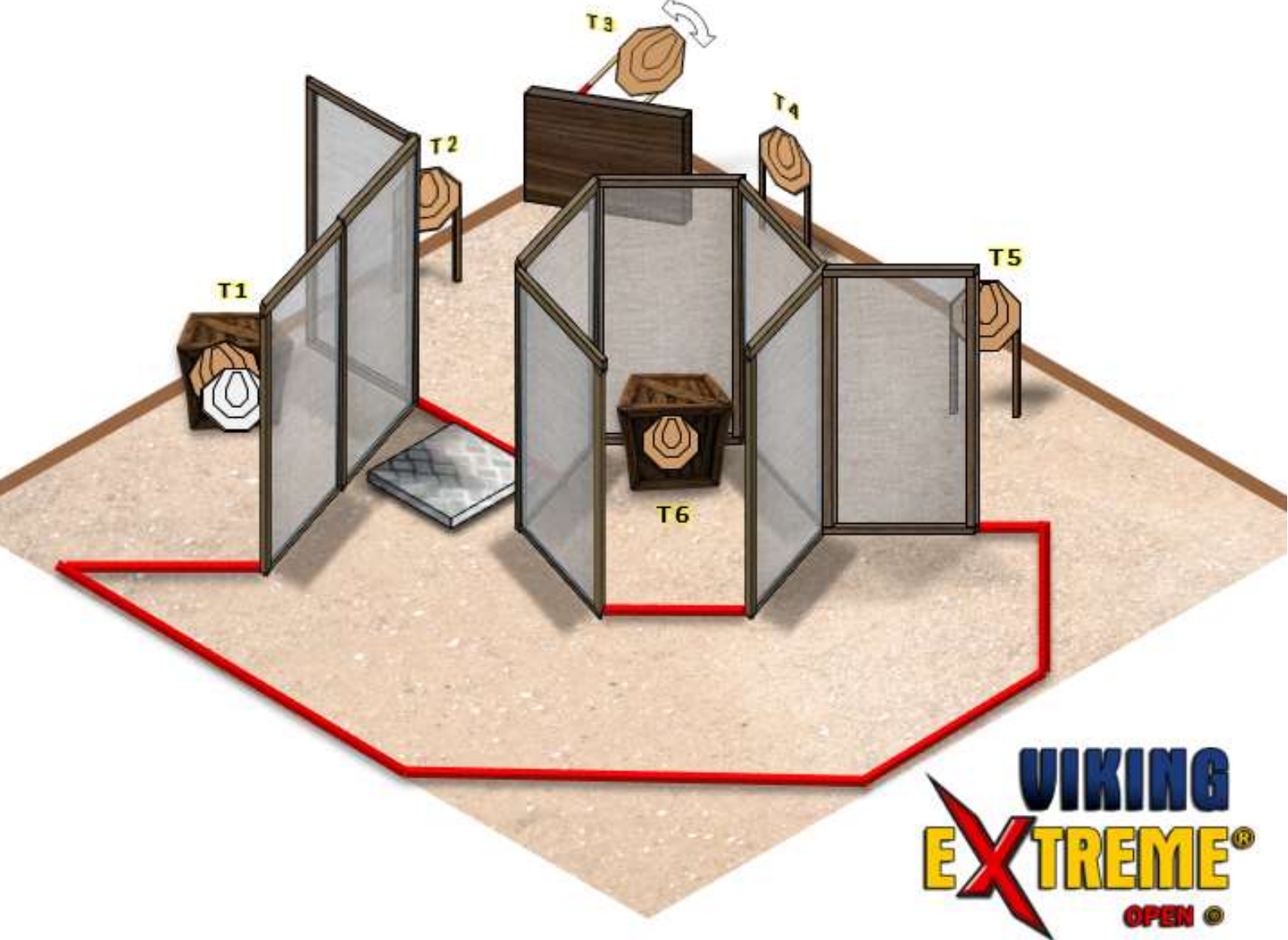
Targets	10 IPSC targets, 2 IPSC poppers and 2 IPSC metal plates	Design: Nico & Sissal
Course type	Medium	Distances 3-16 meter
Maximum points	120	Minimum no of rounds 24
Start position	Standing erect anywhere inside designated area as RO demonstrate, with the firearm in the ready condition, held in both hands, stock touching the competitor at hip level, barrel parallel to the ground, trigger guard downwards, muzzle pointing downrange with the fingers outside the trigger guard.	
Safety Angles	90° left & right	Time Starts Audible
The Firearm Ready Condition	Loaded (Option 1): magazine filled and fitted (if applicable), chamber loaded, hammer and/or sear cocked and safety catch applied.	
Procedure	After signal engage targets. P1 activates moving targets T8 which will be visible at rest.	



Stage: 7

Range: 10a

Targets	4 IPSC targets, 2 IPSC mini poppers and 2 IPSC metal plates	Design: Nico & Sissal
Course type	Short	Distances 3-9 meter
Maximum points	60	Minimum no of rounds 12
Start position	Standing erect anywhere inside designated area as RO demonstrate, with the firearm in the ready condition, held in both hands, stock touching the competitor at hip level, barrel parallel to the ground, trigger guard downwards, muzzle pointing downrange with the fingers outside the trigger guard.	
Safety Angles	Flag left & right	Time Starts Audible
The Firearm Ready Condition	Loaded (Option 1): magazine filled and fitted (if applicable), chamber loaded, hammer and/or sear cocked and safety catch applied.	
Procedure	After signal engage targets. MP1 activates moving targets T1 which will be visible at rest.	



Stage: 8

Range: 10b

Targets	6 IPSC targets	Design:	Nico & Sissal
Course type	Short	Distances	3-10 meter
Maximum points	60	Minimum no of rounds	12
Start position	Standing erect anywhere inside designated area as RO demonstrate, with the firearm in the ready condition, held in both hands, stock touching the competitor at hip level, barrel parallel to the ground, trigger guard downwards, muzzle pointing downrange with the fingers outside the trigger guard.		
Safety Angles	Flag left & right	Time Starts	Audible
The Firearm Ready Condition	Loaded (Option 1): magazine filled and fitted (if applicable), chamber loaded, hammer and/or sear cocked and safety catch applied.		
Procedure	After signal engage targets. Stompbox activates moving targets T3 which will be visible at rest.		



Stage: 9

Range: 10c

Targets	4 IPSC targets, 2 IPSC mini poppers and 1 IPSC metal plate		Design: Nico & Sissal
Course type	Short	Distances	3-10 meter
Maximum points	55	Minimum no of rounds	11
Start position	Standing erect anywhere inside designated area as RO demonstrate, with the firearm in the ready condition, held in both hands, stock touching the competitor at hip level, barrel parallel to the ground, trigger guard downwards, muzzle pointing downrange with the fingers outside the trigger guard.		
Safety Angles	Flag left & right	Time Starts	Audible
The Firearm Ready Condition	Loaded (Option 1): magazine filled and fitted (if applicable), chamber loaded, hammer and/or sear cocked and safety catch applied.		
Procedure	After signal engage targets. MP1 activates moving target T1. MP2 activates moving targets T4. All moving targets will be visible at rest.		



VIKING
EXTREME®
OPEN

Stage: 10

Range: 10

Targets

13 IPSC targets, 2 IPSC poppers, 2 IPSC mini poppers and 2 IPSC metal plates

Design: Nico & Sissal

Course type

Long

Distances

3-32 meter

Maximum points

160

Minimum no of rounds

32

Start position

Standing erect anywhere inside designated area as RO demonstrate, with the firearm in the ready condition, held in both hands, stock touching the competitor at hip level, barrel parallel to the ground, trigger guard downwards, muzzle pointing downrange with the fingers outside the trigger guard.

Safety Angles

90° left & right

Time Starts

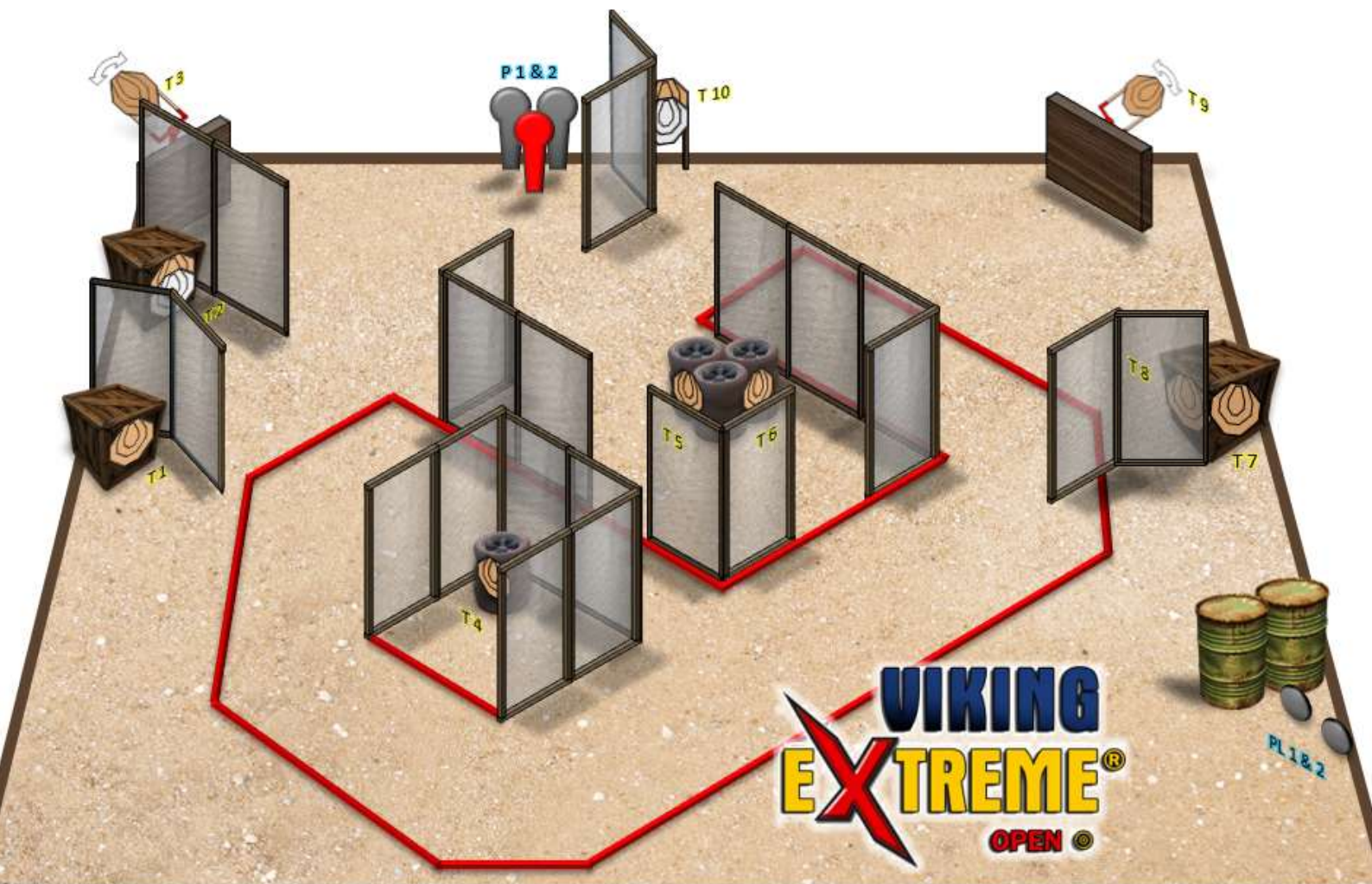
Audible

The Firearm Ready Condition

Loaded (Option 1): magazine filled and fitted (if applicable), chamber loaded, hammer and/or sear cocked and safety catch applied.

Procedure

After signal engage targets. P1 activates moving target T6 which will be visible at rest. MP2 activates moving targets T13 which will be visible before or after activation.



Stage: 11

Range: 9

Targets

10 IPSC targets, 2 IPSC poppers and 2 IPSC metal plates

Design: Nico & Sissal

Course type

Medium

Distances

3-18 meter

Maximum points

120

Minimum no of rounds

24

Start position

Standing erect anywhere inside designated area as RO demonstrate, with the firearm in the ready condition, held in both hands, stock touching the competitor at hip level, barrel parallel to the ground, trigger guard downwards, muzzle pointing downrange with the fingers outside the trigger guard.

Safety Angles

90° left & right

Time Starts

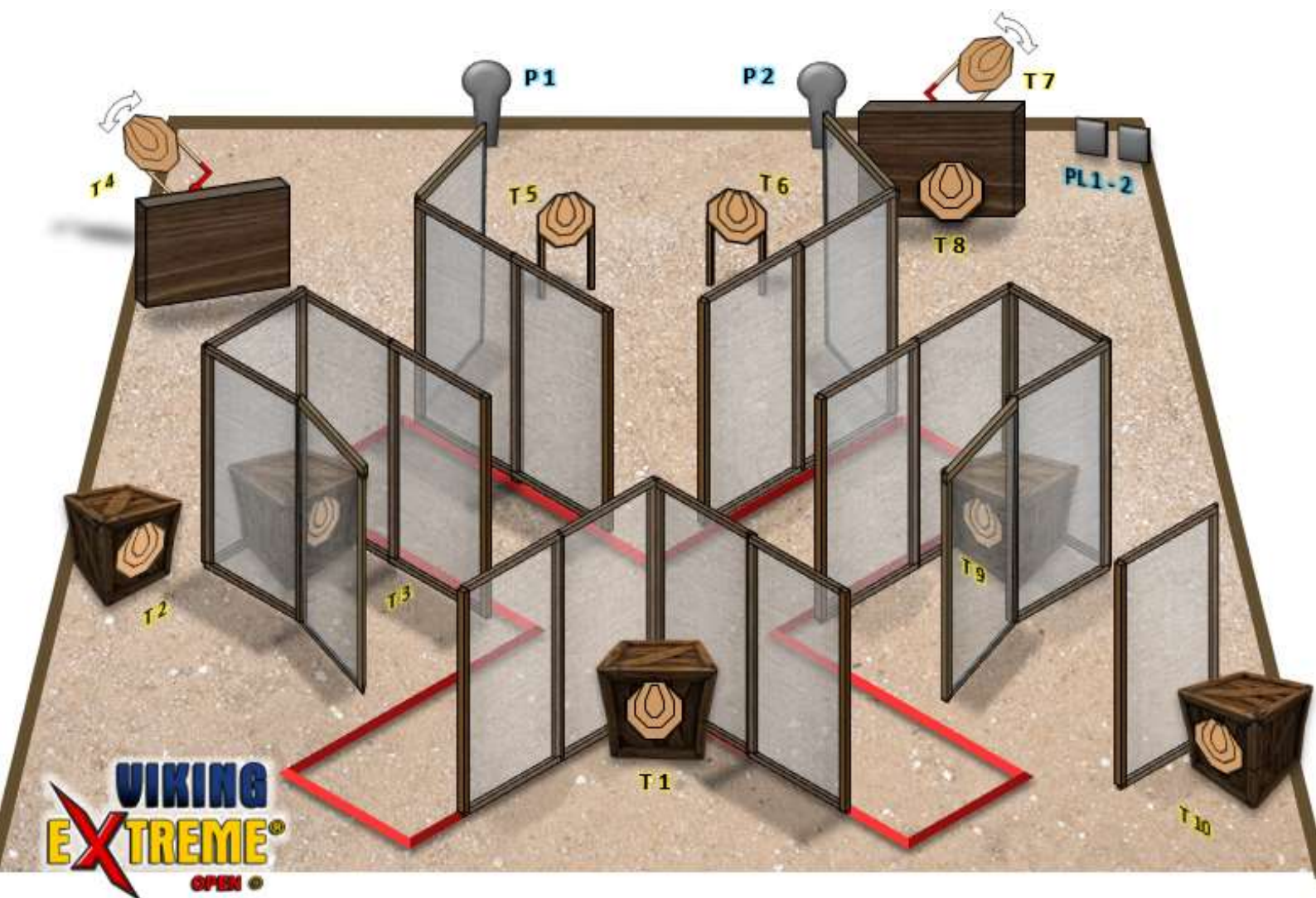
Audible

The Firearm Ready Condition

Loaded (Option 1): magazine filled and fitted (if applicable), chamber loaded, hammer and/or sear cocked and safety catch applied.

Procedure

After signal engage targets. P1 activates moving target T3. P2 activates moving target T9. All moving targets will be visible at rest.



Stage: 12

Range: 8

Targets

10 IPSC targets, 2 IPSC poppers and 2 IPSC metal plates

Design: Nico & Sissal

Course type

Medium

Distances

3-15 meter

Maximum points

120

Minimum no of rounds

24

Start position

Standing erect anywhere inside designated area as RO demonstrate, with the firearm in the ready condition, held in both hands, stock touching the competitor at hip level, barrel parallel to the ground, trigger guard downwards, muzzle pointing downrange with the fingers outside the trigger guard.

Safety Angles

90° left & right

Time Starts

Audible

The Firearm Ready Condition

Loaded (Option 1): magazine filled and fitted (if applicable), chamber loaded, hammer and/or sear cocked and safety catch applied.

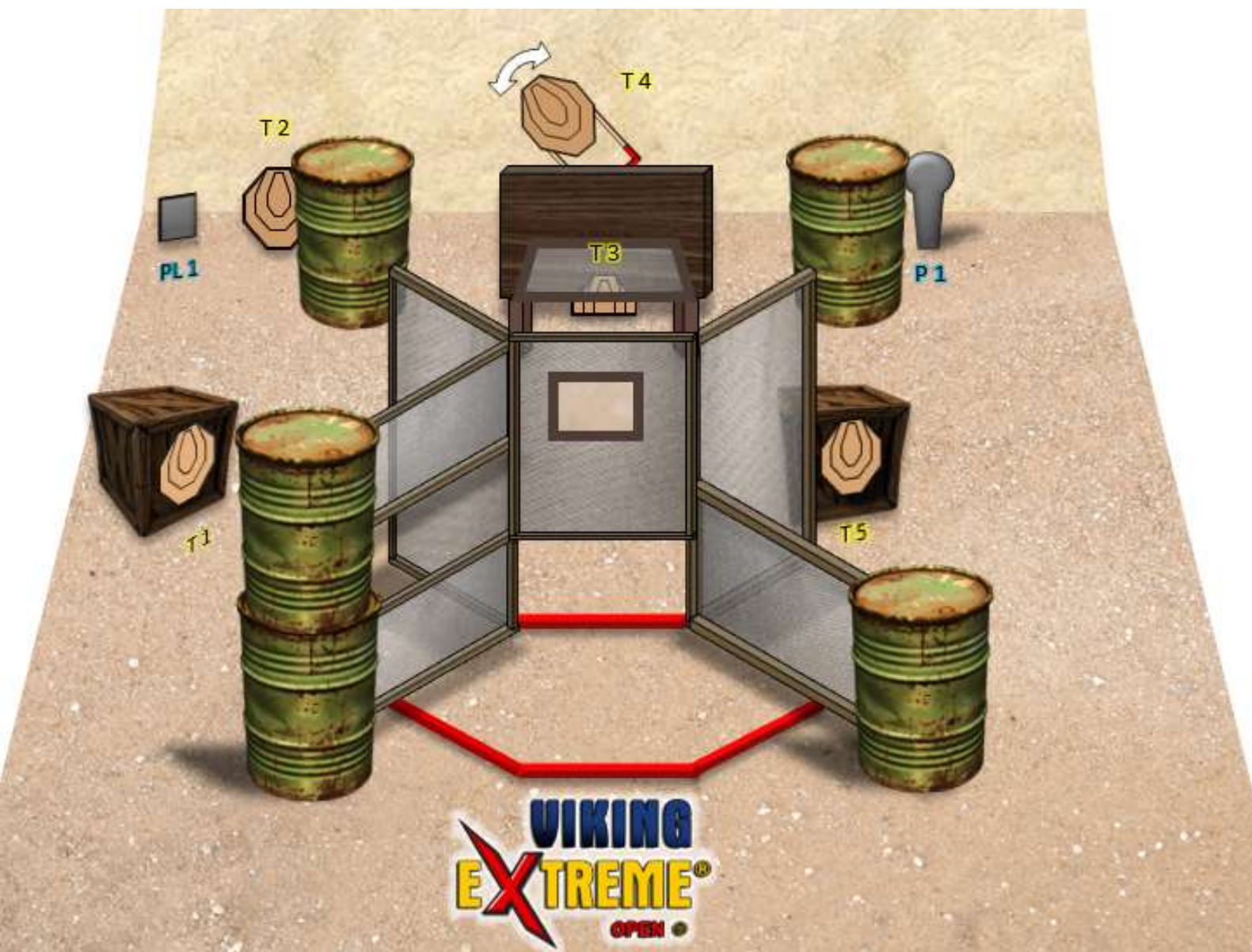
Procedure

After signal engage targets. P1 activates moving target T4. P2 activates moving target T7. All moving targets will be visible at rest.



Stage: 13 Range: wild wild west

Targets	5 IPSC targets, 2 IPSC mini poppers		Design: Nico & Sissal
Course type	Short	Distances	3-10 meter
Maximum points	60	Minimum no of rounds	12
Start position	Standing erect anywhere inside designated area as RO demonstrate, with the firearm in the ready condition, held in both hands, stock touching the competitor at hip level, barrel parallel to the ground, trigger guard downwards, muzzle pointing downrange with the fingers outside the trigger guard.		
Safety Angles	90° left & right	Time Starts	Audible
The Firearm Ready Condition	Loaded (Option 1): magazine filled and fitted (if applicable), chamber loaded, hammer and/or sear cocked and safety catch applied.		
Procedure	After signal engage targets. MP1 activates moving target T2 which will be visible at rest.		



Stage: 14

Range: 7a

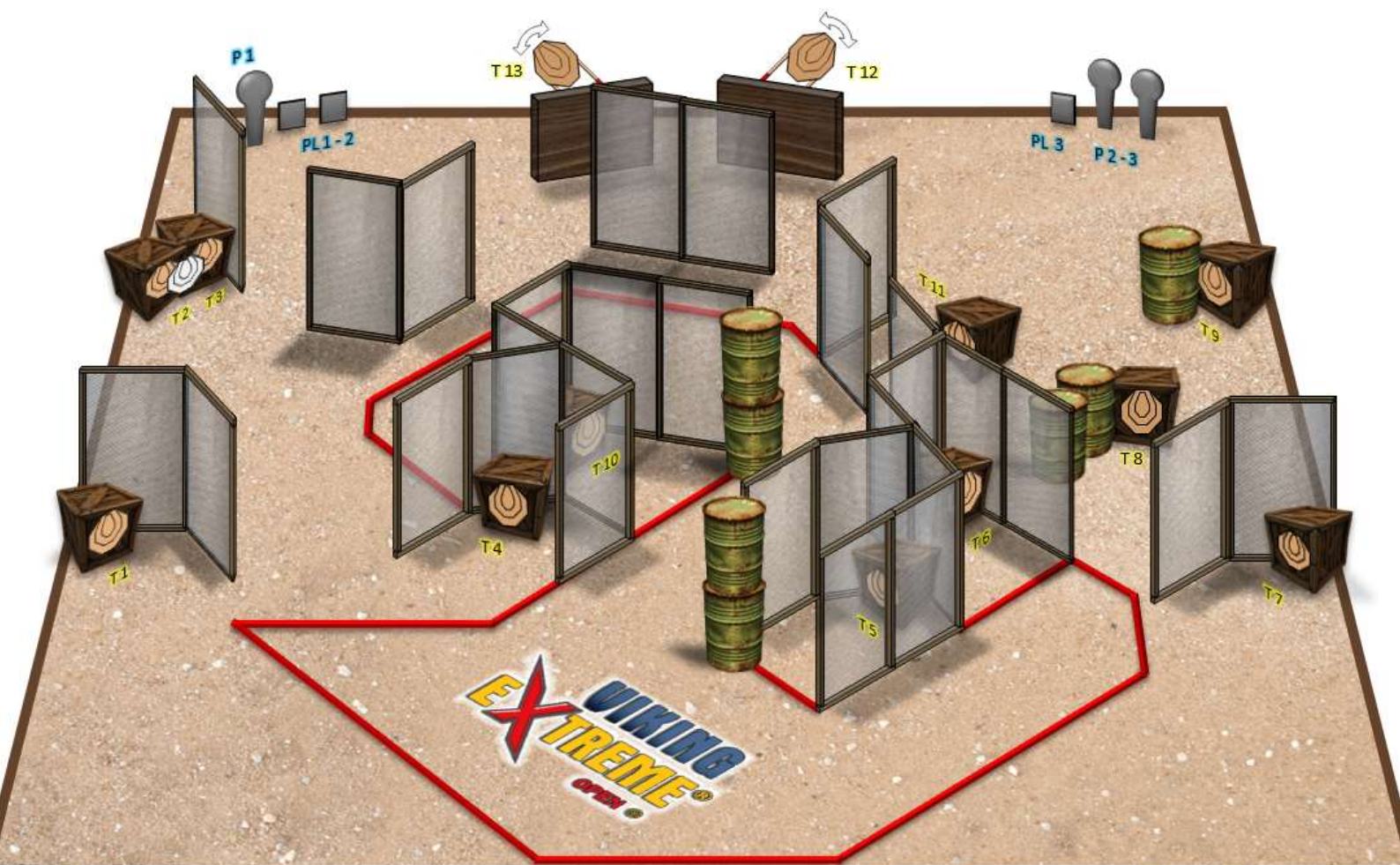
Targets	5 IPSC targets, 1 IPSC poppers and 1 IPSC metal plate	Design: Nico & Sissal
Course type	Short	Distances 3-15 meter
Maximum points	60	Minimum no of rounds 12
Start position	Standing erect anywhere inside designated area as RO demonstrate, with the firearm in the ready condition, held in both hands, stock touching the competitor at hip level, barrel parallel to the ground, trigger guard downwards, muzzle pointing downrange with the fingers outside the trigger guard.	
Safety Angles	Flag left & right	Time Starts Audible
The Firearm Ready Condition	Loaded (Option 1): magazine filled and fitted (if applicable), chamber loaded, hammer and/or sear cocked and safety catch applied.	
Procedure	After signal engage targets. P1 activates moving target T4 which will be visible at rest.	



Stage: 15

Range: 7b

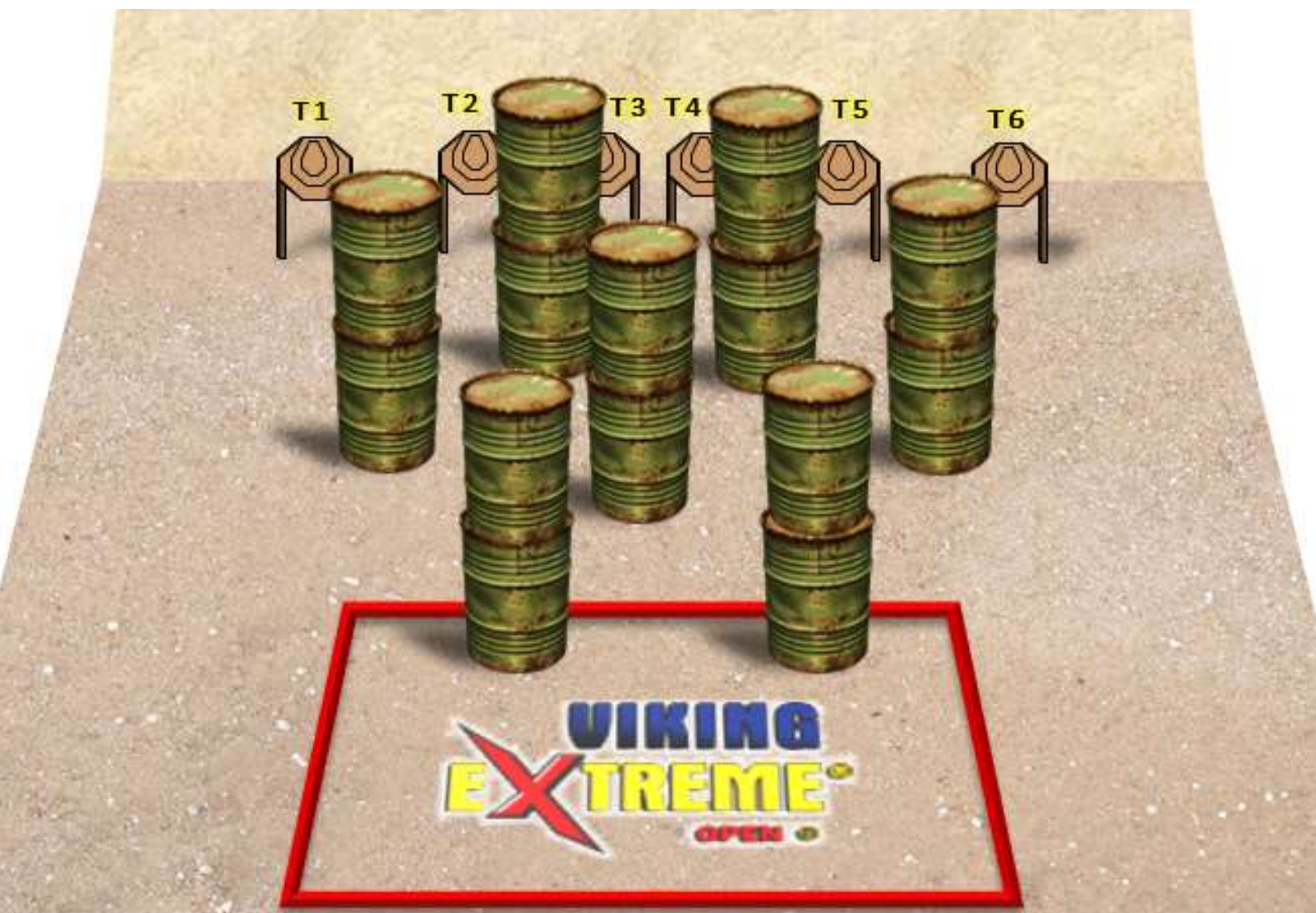
Targets	6 IPSC targets	Design:	Nico & Sissal
Course type	Short	Distances	3-19 meter
Maximum points	60	Minimum no of rounds	12
Start position	Standing erect anywhere inside designated area as RO demonstrate, with the firearm in the ready condition, held in both hands, stock touching the competitor at hip level, barrel parallel to the ground, trigger guard downwards, muzzle pointing downrange with the fingers outside the trigger guard.		
Safety Angles	Flag left & right	Time Starts	Audible
The Firearm Ready Condition	Loaded (Option 2): magazine filled and fitted (if applicable), chamber empty, hammer and/or sear cocked and safety not needed.		



Stage: 16

Range: 7

Targets	13 IPSC targets, 3 IPSC poppers and 3 metal plates		Design: Nico & Sissal
Course type	Long	Distances	3-22 meter
Maximum points	160	Minimum no of rounds	32
Start position	Standing erect anywhere inside designated area as RO demonstrate, with the firearm in the ready condition, held in both hands, stock touching the competitor at hip level, barrel parallel to the ground, trigger guard downwards, muzzle pointing downrange with the fingers outside the trigger guard.		
Safety Angles	90° left & right	Time Starts	Audible
The Firearm Ready Condition	Loaded (Option 1): magazine filled and fitted (if applicable), chamber loaded, hammer and/or sear cocked and safety catch applied.		
Procedure	After signal engage targets. P1 activates moving target T13. P2 activates moving target T12. All moving targets will be visible at rest.		



Stage: 18

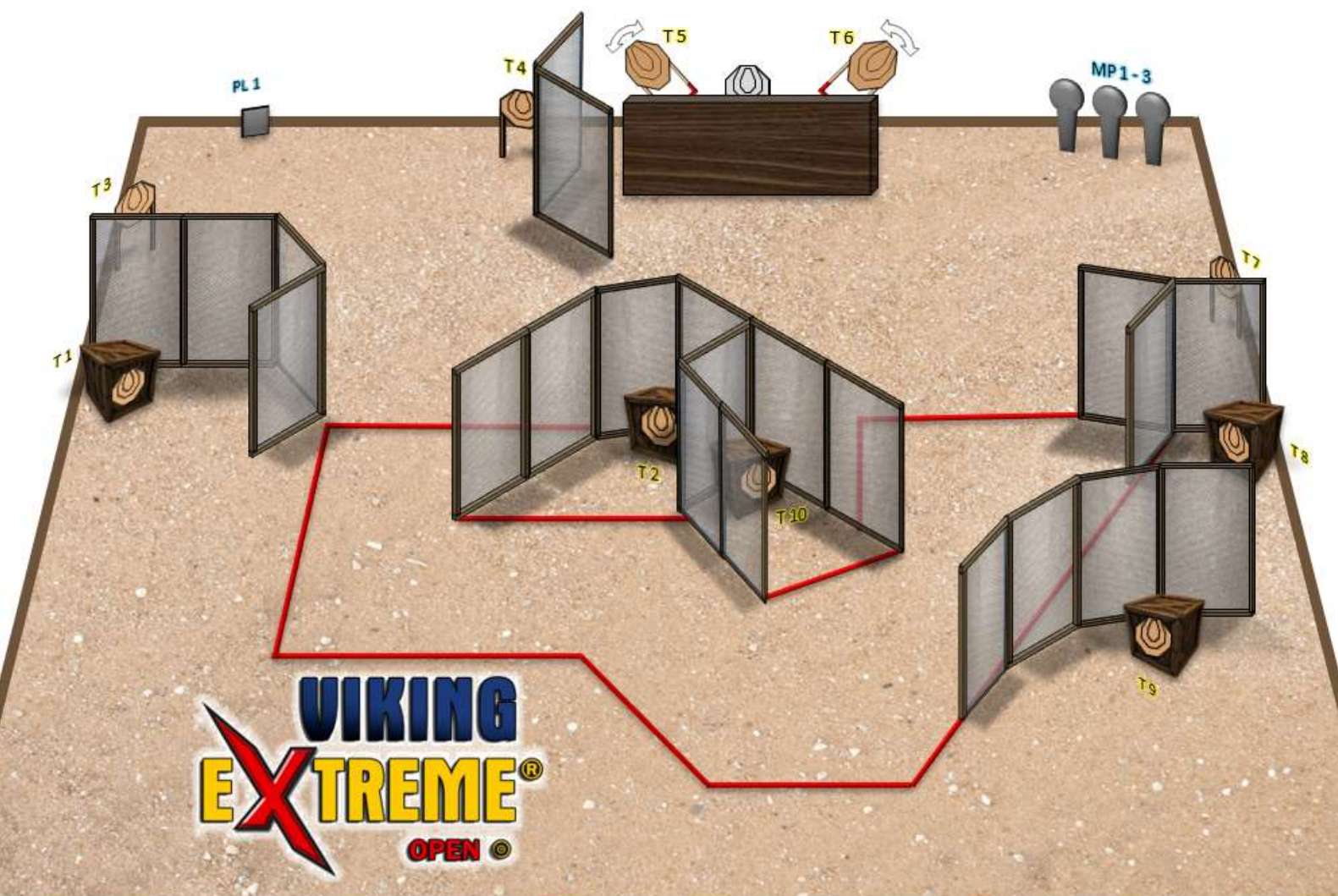
Range: 6 left

Targets	6 IPSC targets	Design:	Nico & Sissal
Course type	Short	Distances	8-14 meter
Maximum points	60	Minimum no of rounds	12
Start position	Standing erect anywhere inside designated area as RO demonstrate, with the firearm in the ready condition, held in both hands, stock touching the competitor at hip level, barrel parallel to the ground, trigger guard downwards, muzzle pointing downrange with the fingers outside the trigger guard.		
Safety Angles	90° left & right	Time Starts	Audible
The Firearm Ready Condition	Loaded (Option 1): magazine filled and fitted (if applicable), chamber loaded, hammer and/or sear cocked and safety catch applied.		
Procedure	After signal engage targets.		



Stage: 19 Range: 6 right

Targets	2 IPSC targets and 7 IPSC metal plates	Design: Nico & Sissal
Course type	Short	Distances 8-15 meter
Maximum points	55	Minimum no of rounds 11
Start position	Standing erect at mark as RO demonstrate, with the firearm in the ready condition, held in both hands, stock touching the competitor at hip level, barrel parallel to the ground, trigger guard downwards, muzzle pointing downrange with the fingers outside the trigger guard.	
Safety Angles	90° left & right	Time Starts Audible
The Firearm Ready Condition	Loaded (Option 1): magazine filled and fitted (if applicable), chamber loaded, hammer and/or sear cocked and safety catch applied.	
Procedure	After signal engage targets. Stompbox activates moving target T1 which will be visible at rest.	



Stage: 20

Range: 5

Targets

10 IPSC targets, 3 IPSC mini poppers and 1 IPSC metal plate

Design: Nico & Sissal

Course type

Medium

Distances

3-20 meter

Maximum points

120

Minimum no of rounds

24

Start position

Standing erect anywhere inside designated area as RO demonstrate, with the firearm in the ready condition, held in both hands, stock touching the competitor at hip level, barrel parallel to the ground, trigger guard downwards, muzzle pointing downrange with the fingers outside the trigger guard.

Safety Angles

90° left & right

Time Starts

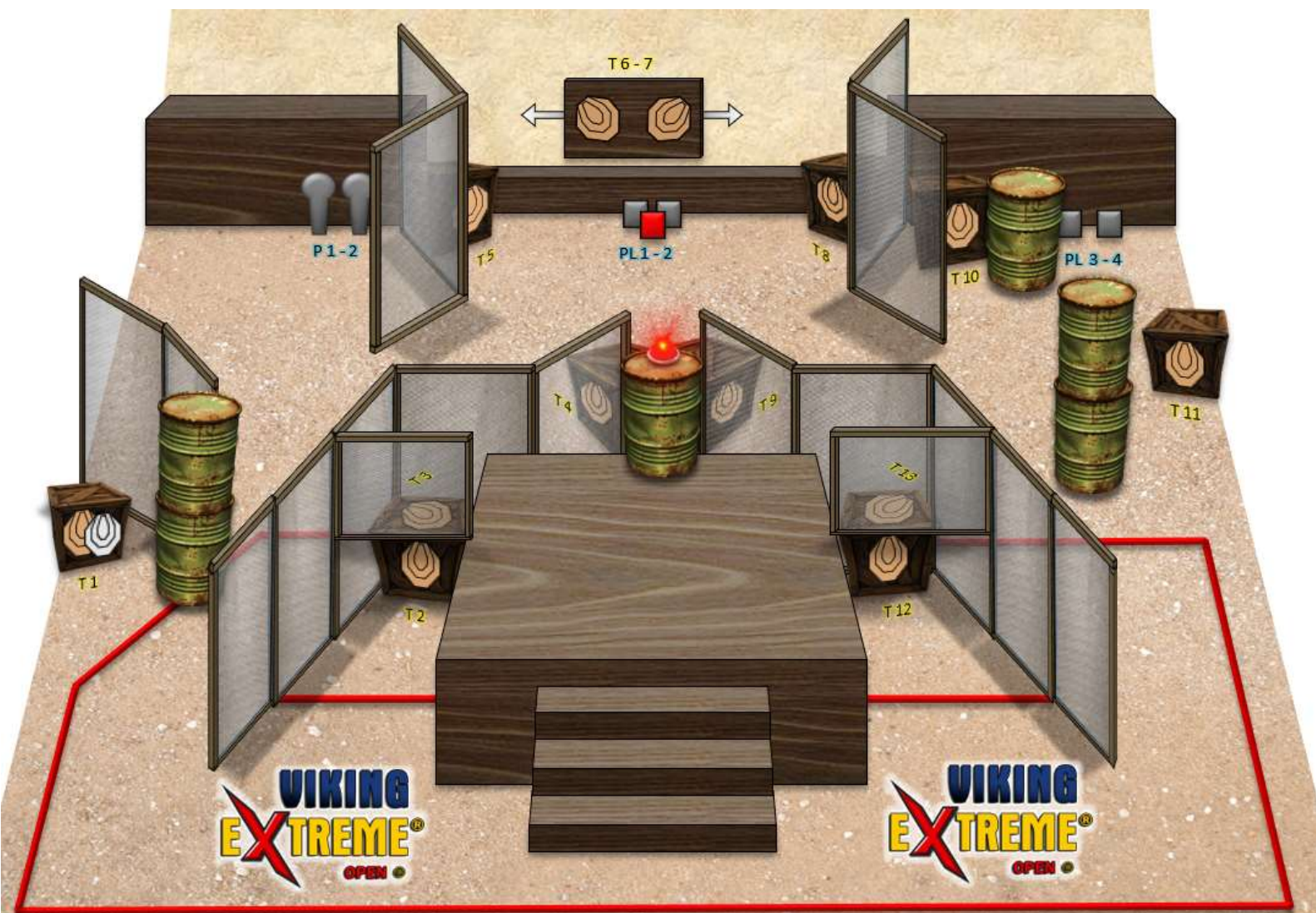
Audible

The Firearm Ready Condition

Loaded (Option 1): magazine filled and fitted (if applicable), chamber loaded, hammer and/or sear cocked and safety catch applied.

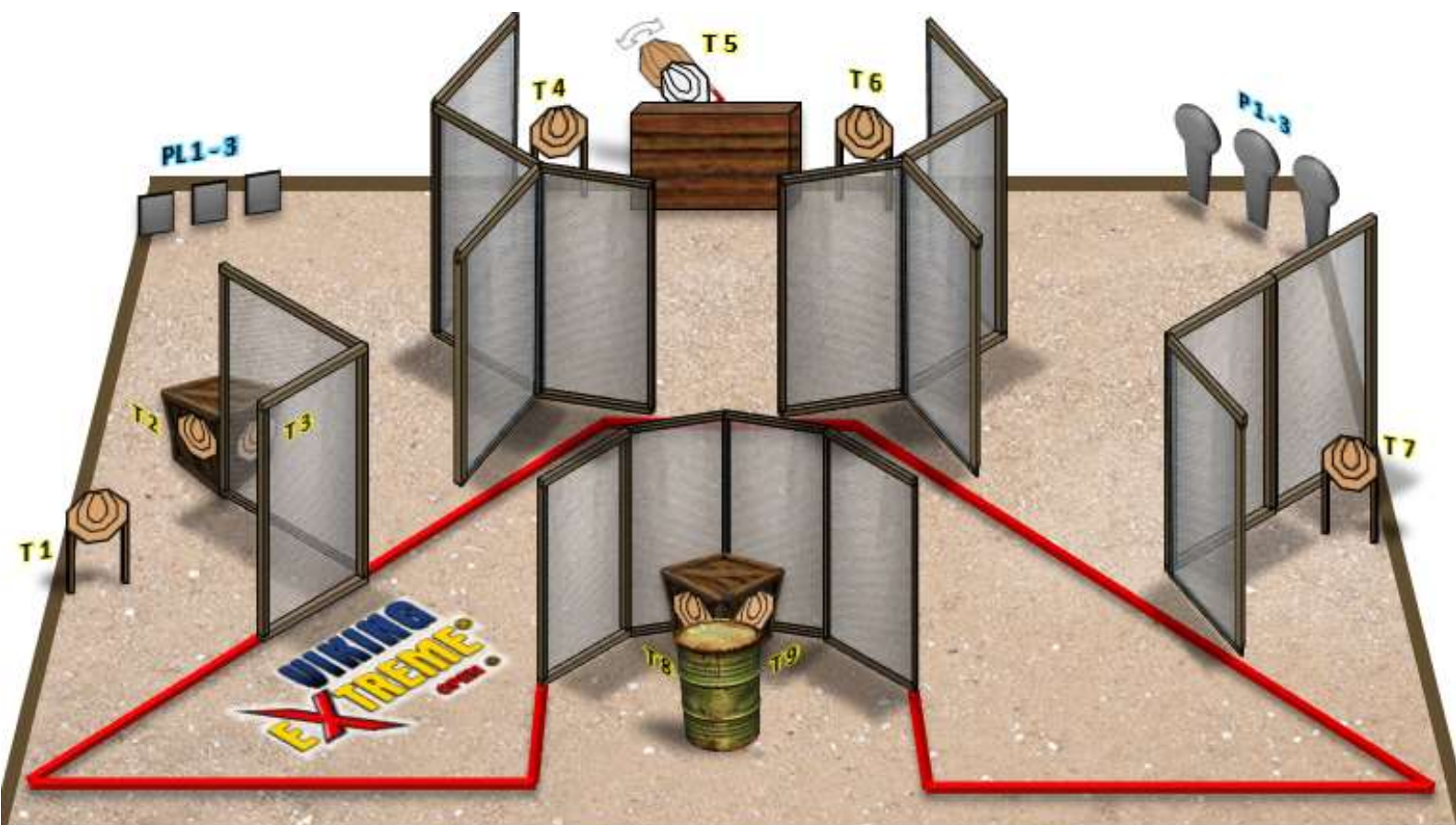
Procedure

After signal engage targets. MP1 activates moving targets T5 & T6 which will be visible at rest.



Stage: 21 Range: 4

Targets	12 IPSC targets, 2 IPSC poppers and 4 IPSC metal plate	Design: Nico & Sissal
Course type	Long	Distances 3-18 meter
Maximum points	160	Minimum no of rounds 32
Start position	Standing erect anywhere inside designated area as RO demonstrate, with the firearm in the ready condition, held in both hands, stock touching the competitor at hip level, barrel parallel to the ground, trigger guard downwards, muzzle pointing downrange with the fingers outside the trigger guard.	
Safety Angles	90° left & right	Time Starts Audible
The Firearm Ready Condition	Loaded (Option 1): magazine filled and fitted (if applicable), chamber loaded, hammer and/or sear cocked and safety catch applied.	
Procedure	After signal engage targets. Button activates moving targets T6 & T7 which will move until range is clear.	



Stage: 22

Range: 15

Targets

9 IPSC targets, 3 IPSC poppers and 3 IPSC metal plates

Design: Nico & Sissal

Course type

Medium

Distances

3-16 meter

Maximum points

120

Minimum no of rounds

24

Start position

Standing erect anywhere inside designated area as RO demonstrate, with the firearm in the ready condition, held in both hands, stock touching the competitor at hip level, barrel parallel to the ground, trigger guard downwards, muzzle pointing downrange with the fingers outside the trigger guard.

Safety Angles

90° left & right

Time Starts

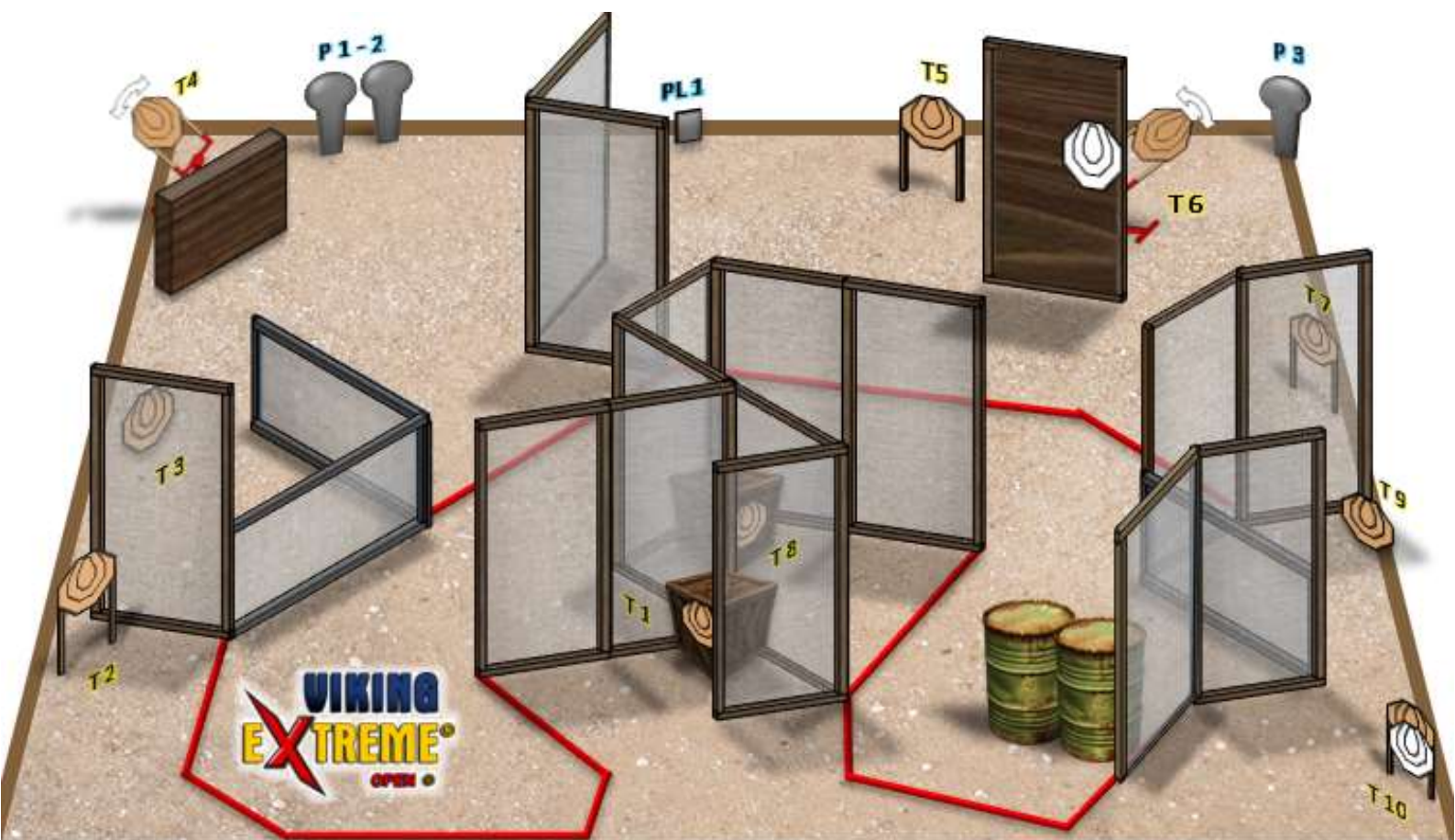
Audible

The Firearm Ready Condition

Loaded (Option 1): magazine filled and fitted (if applicable), chamber loaded, hammer and/or sear cocked and safety catch applied.

Procedure

After signal engage targets. P1 activates moving targets T5 which will be visible at rest.



Stage: 23 Range: 14

Targets	10 IPSC targets, 3 IPSC poppers and 1 IPSC metal plate		Design: Nico & Sissal
Course type	Medium	Distances	3-15 meter
Maximum points	120	Minimum no of rounds	24
Start position	Standing erect anywhere inside designated area as RO demonstrate, with the firearm in the ready condition, held in both hands, stock touching the competitor at hip level, barrel parallel to the ground, trigger guard downwards, muzzle pointing downrange with the fingers outside the trigger guard.		
Safety Angles	90° left & right	Time Starts	Audible
The Firearm Ready Condition	Loaded (Option 1): magazine filled and fitted (if applicable), chamber loaded, hammer and/or sear cocked and safety catch applied.		
Procedure	After signal engage targets. P1 activates moving targets T4. P3 activates moving target T6. All moving targets will be visible at rest.		



Stage: 24

Range: HJV

Targets

10 IPSC targets, 2 IPSC poppers and 2 IPSC metal plates

Design: Nico & Sissal

Course type

Medium

Distances

3-18 meter

Maximum points

120

Minimum no of rounds

24

Start position

Standing erect anywhere inside designated area as RO demonstrate, with the firearm in the ready condition, held in both hands, stock touching the competitor at hip level, barrel parallel to the ground, trigger guard downwards, muzzle pointing downrange with the fingers outside the trigger guard.

Safety Angles

90° left & right

Time Starts

Audible

The Firearm Ready Condition

Loaded (Option 1): magazine filled and fitted (if applicable), chamber loaded, hammer and/or sear cocked and safety catch applied.

Procedure

After signal engage targets. P1 activates moving targets T6 which will be visible at rest.