



Red = Stage numbers

Dark blue = Range numbers

Stage	Type	Shots	Stage	Type	Shots	Stage	Type	Shots
1	Short	12	9	Short	11	17	Short	12
2	Short	12	10	Long	32	18	Short	12
3	Short	11	11	Medium	24	19	Short	11
4	Long	32	12	Medium	24	20	Medium	24
5	Medium	24	13	Short	12	21	Long	32
6	Medium	24	14	Short	12	22	Medium	24
7	Short	12	15	Short	12	23	Medium	24
8	Short	12	16	Long	32	24	Medium	24
TOTAL: 461								

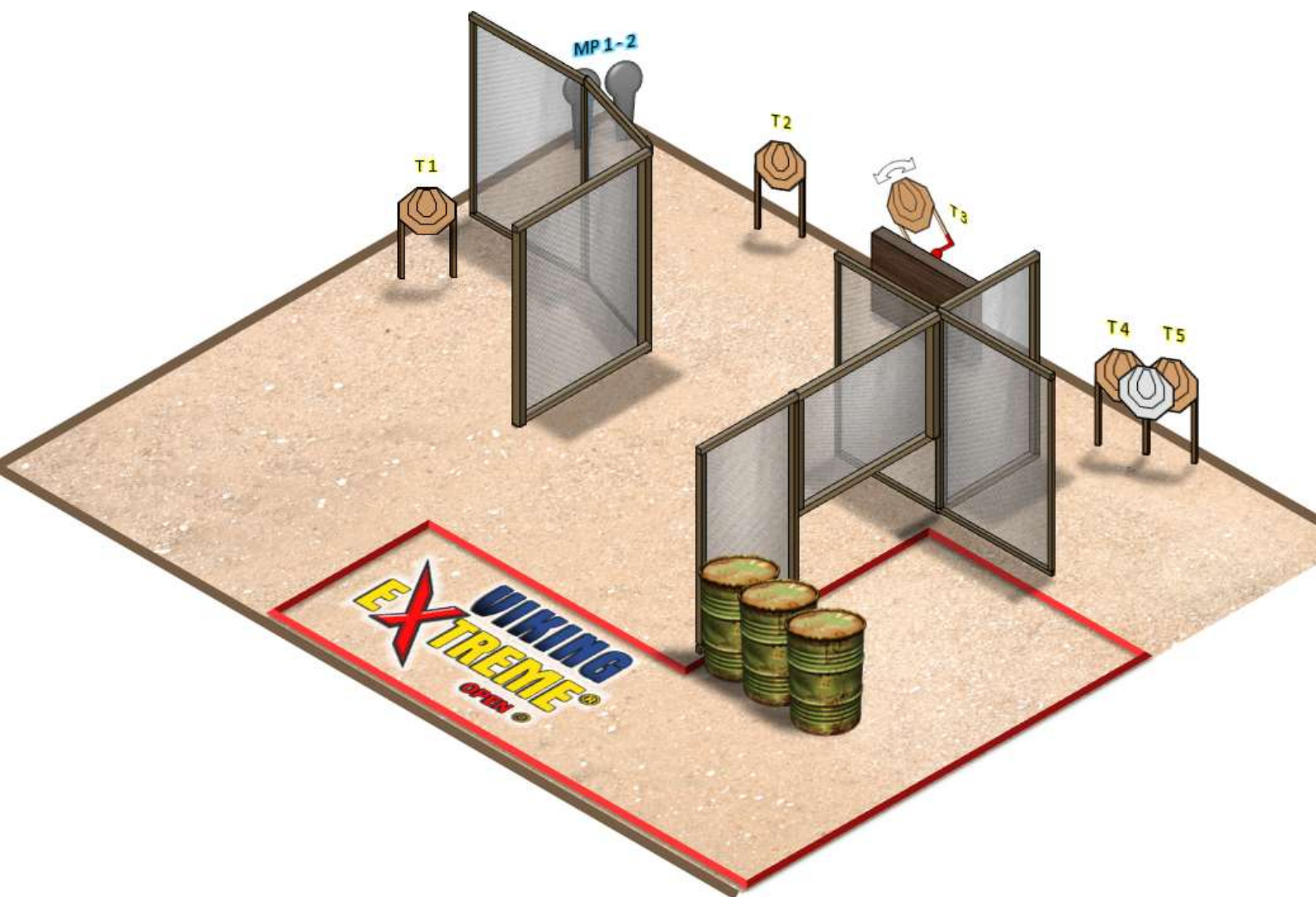



GLOBAL EXTREME CUP

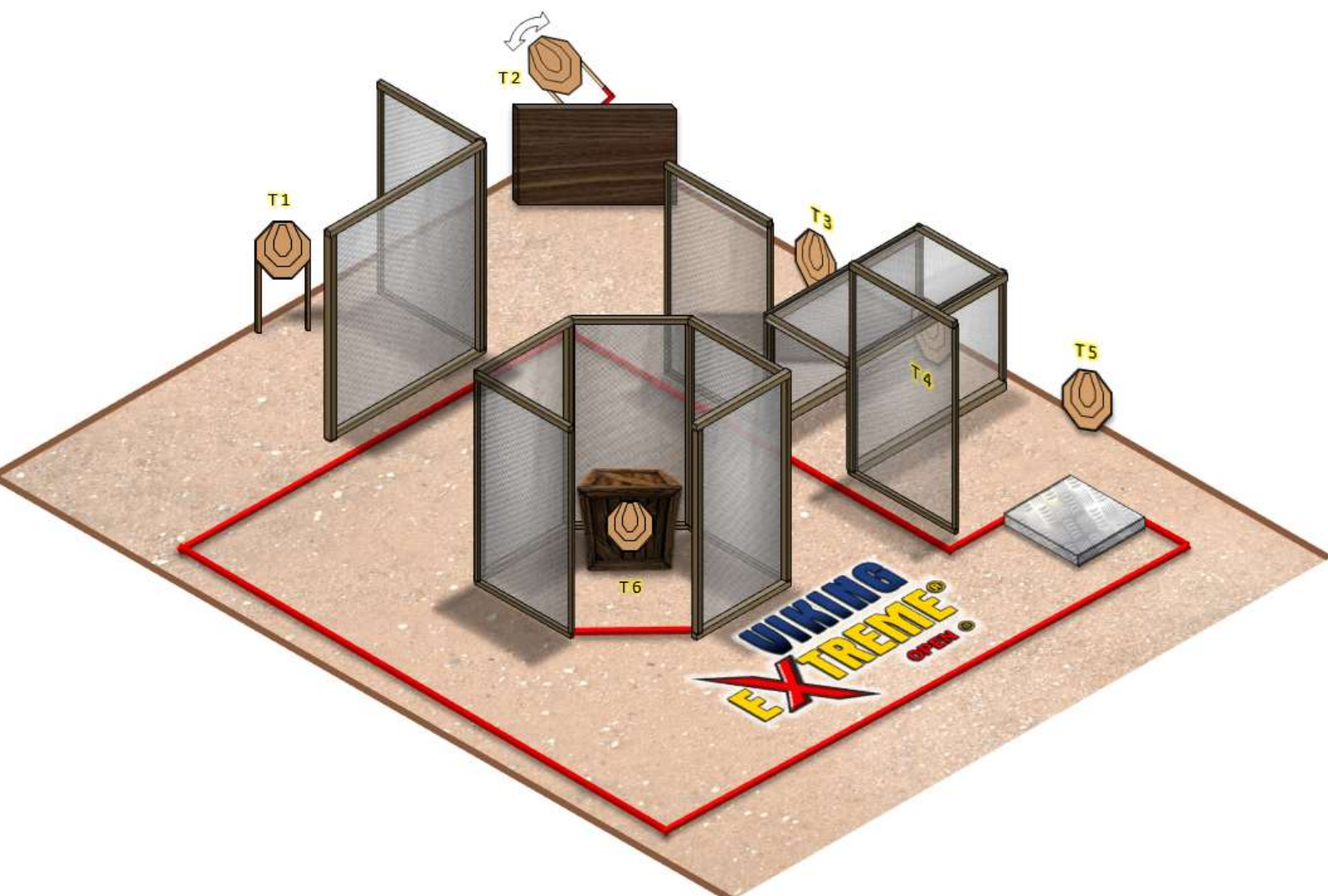
VIKING EXTREME OPEN

27.-29.7.2023, DENMARK, Copenhagen





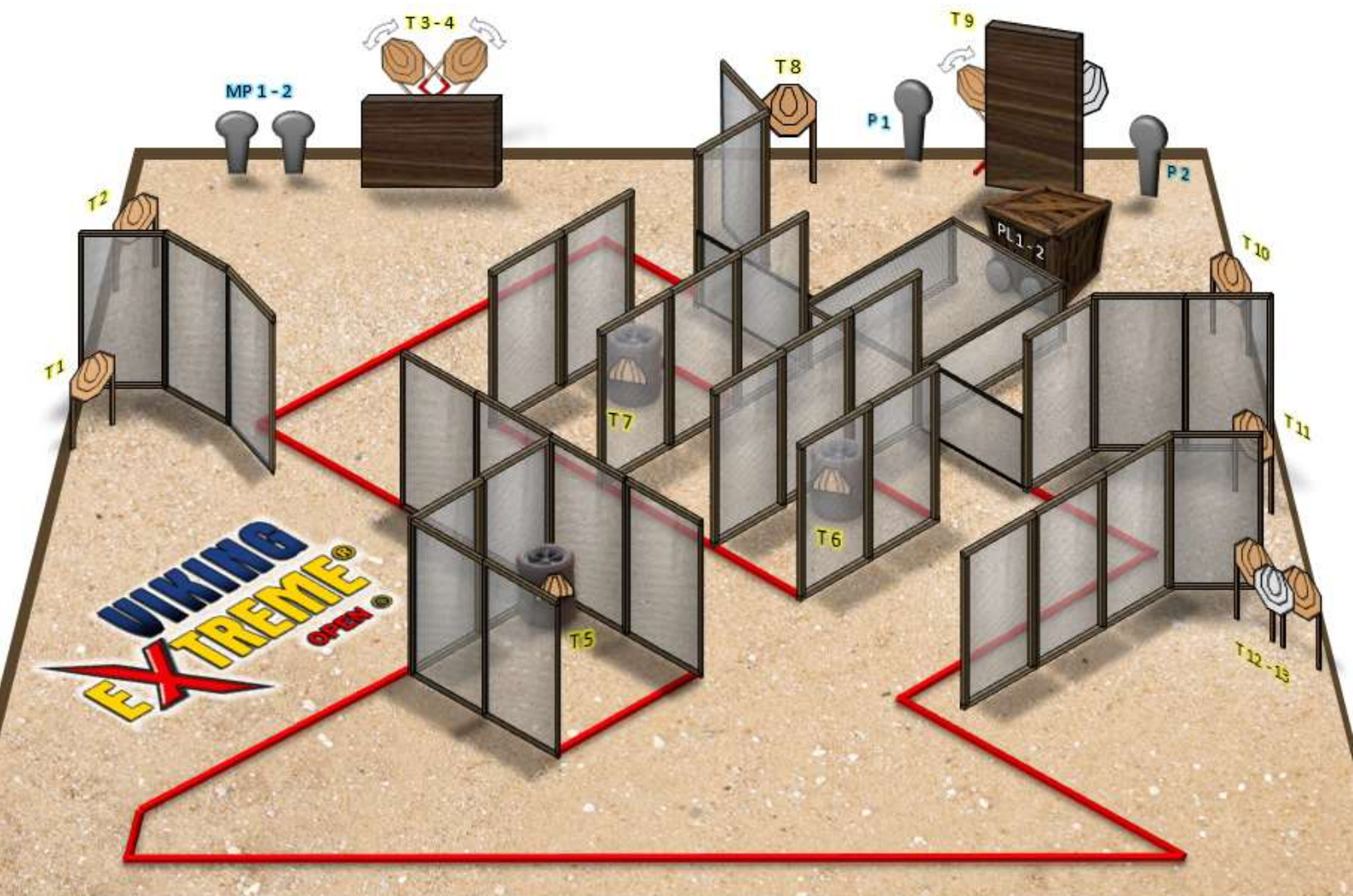
Stage 1		Range 13a	
Targets	5 IPSC targets and 2 IPSC mini poppers.		Design: Nico & Sissal
Course type	Short	Distances	4-10 meter
Maximum points	60	Rounds to be scored	12
Start position	Standing anywhere inside designated area.		
Handgun Ready Condition		Time Starts	Audible
Procedure	After signal engage targets. MP2 activates moving targets T3 which will be visible at rest.		
Safety Angles	90° left and flag to the right		



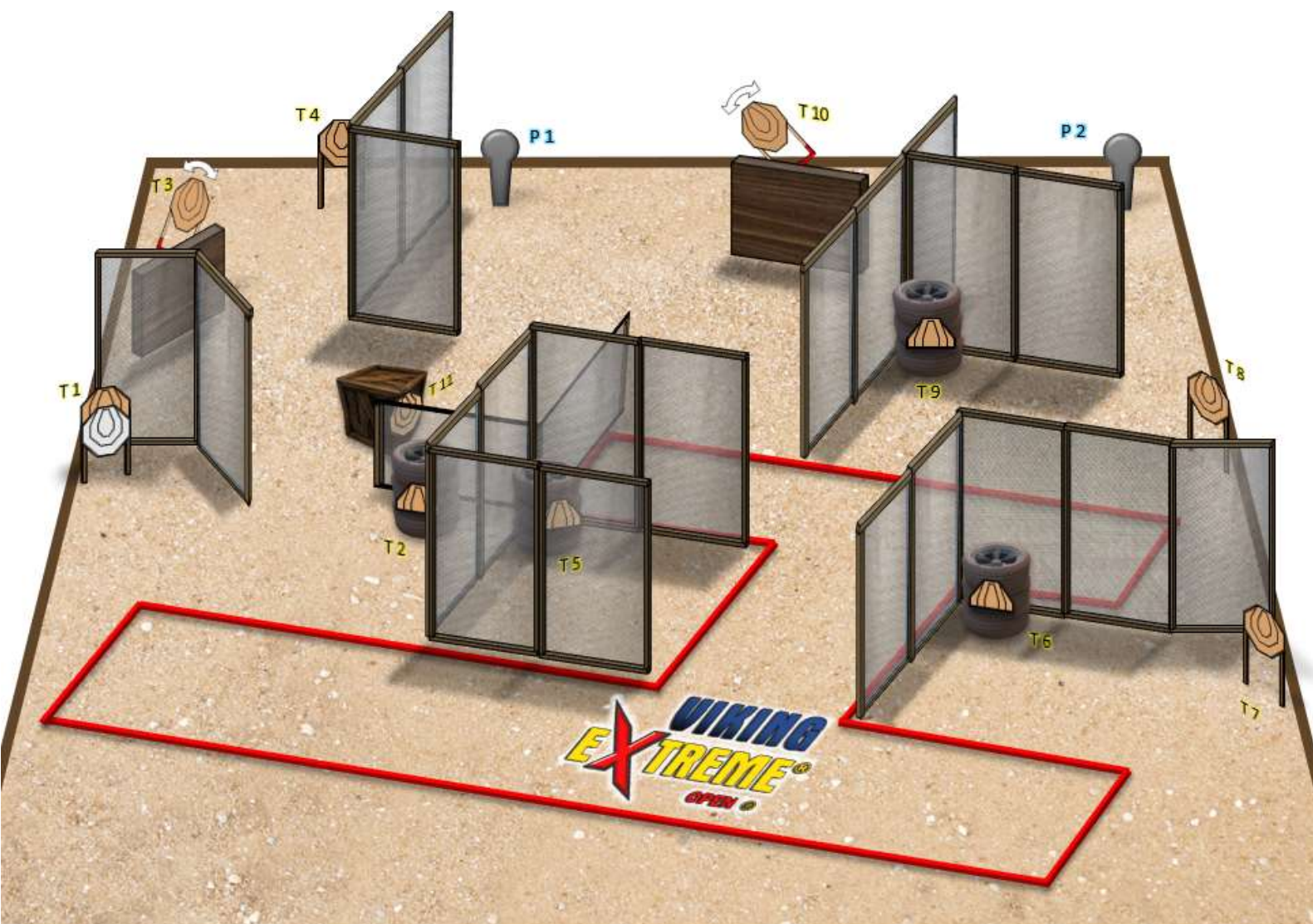
Stage 2 Range 13b			
Targets	6 IPSC targets		Design: Nico & Sissal
Course type	Short	Distances	3-11 meter
Maximum points	60	Rounds to be scored	12
Start position	Standing anywhere inside designated area.		
Handgun Ready Condition		Time Starts	Audible
Procedure	After signal engage targets. Stompbox activates moving target T2 which will be visible at rest.		
Safety Angles	Flag left & right.		



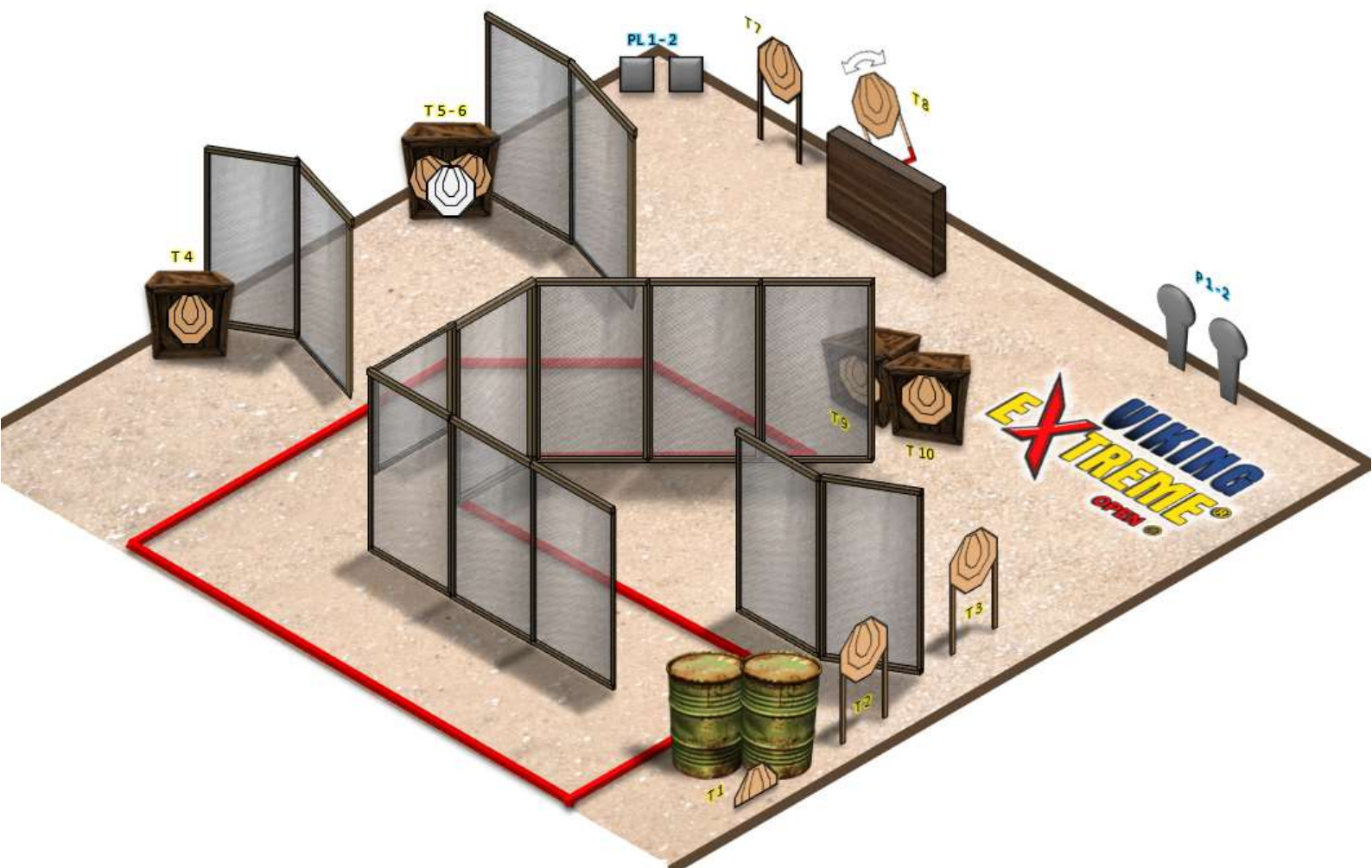
Stage 3 Range 13c			
Targets	4 IPSC targets, 2 IPSC popper and 1 IPSC metal plate		Design: Nico & Sissal
Course type	Short	Distances	3-11 meter
Maximum points	55	Rounds to be scored	11
Start position	Standing anywhere inside designated area.		
Handgun Ready Condition		Time Starts	Audible
Procedure	After signal engage targets. P1 activates moving target T2 which will be visible at rest.		
Safety Angles	Flag left & right.		



Stage 4		Range 13	
Targets	13 IPSC targets 2 IPSC poppers 2 IPSC mini poppers and 2 IPSC metal plates		Design: Nico & Sissal
Course type	Long	Distances	3-25 meter
Maximum points	160	Rounds to be scored	32
Start position	Standing anywhere inside designated area.		
Handgun Ready Condition		Time Starts	Audible
Procedure	After signal engage targets. MP2 activates moving targets T3 & T4. P1 activates moving target T9. All moving targets will be visible at rest.		
Safety Angles	90° left & right		



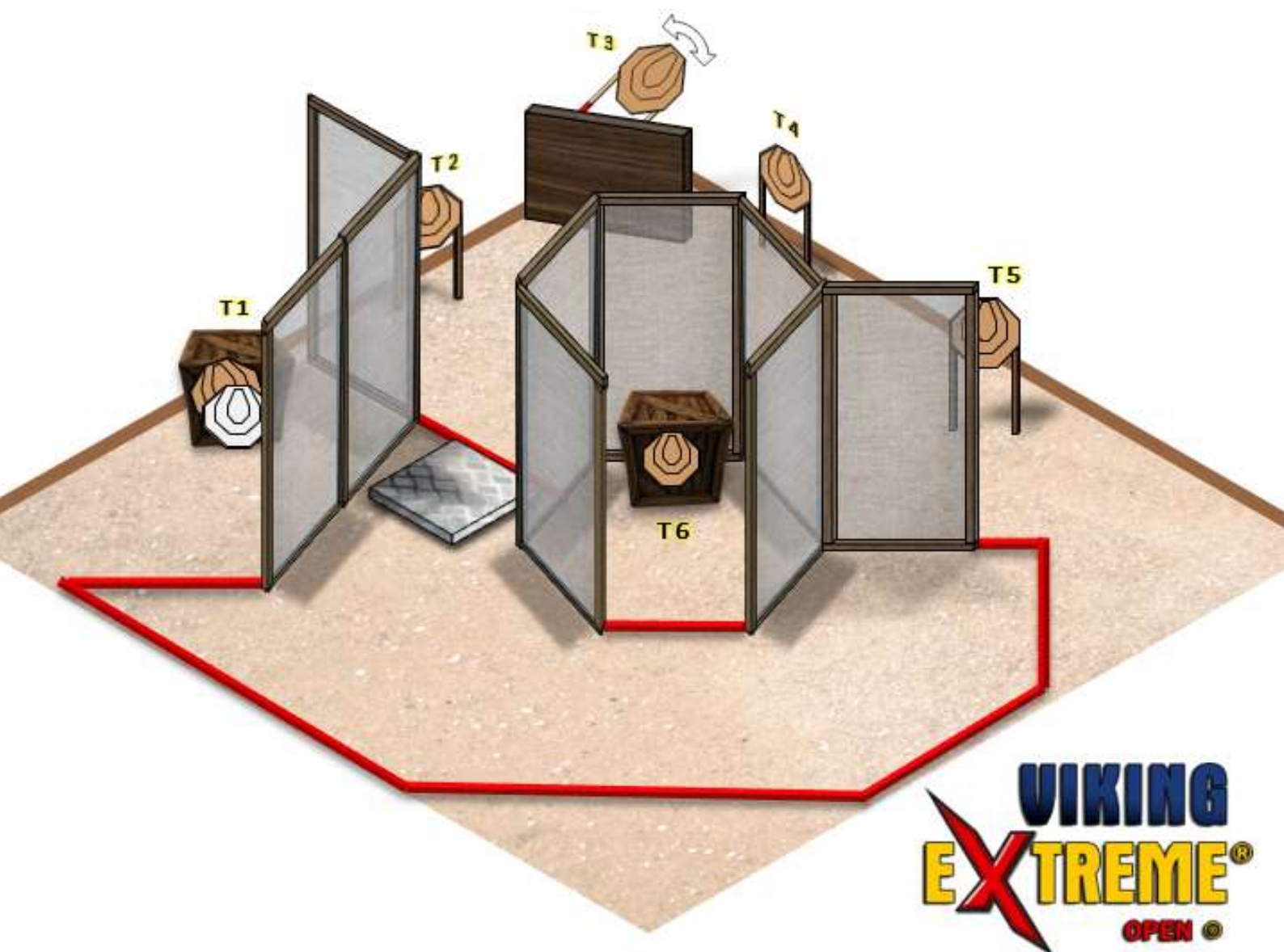
Stage 5		Range 12	
Targets	11 IPSC targets and 2 IPSC poppers		Design: Nico & Sissal
Course type	Medium	Distances	3-20 meter
Maximum points	120	Rounds to be scored	24
Start position	Standing anywhere inside designated area.		
Handgun Ready Condition		Time Starts	Audible
Procedure	After signal engage targets. P1 activates moving targets T3. P2 activates moving target T10. All moving targets will be visible at rest.		
Safety Angles	90° left & right		



Stage 6		Range 11	
Targets	10 IPSC targets 2 IPSC poppers and 2 IPSC metal plates	Design: Nico & Sissal	
Course type	Medium	Distances	3-16 meter
Maximum points	120	Rounds to be scored	24
Start position	Standing anywhere inside designated area.		
Handgun Ready Condition		Time Starts	Audible
Procedure	After signal engage targets. P1 activates moving target T8 which will be visible at rest.		
Safety Angles	90° left & right		



Stage 7		Range 10a	
Targets	4 IPSC targets 2 IPSC mini poppers and 2 IPSC metal plates		Design: Nico & Sissal
Course type	Short	Distances	3-9 meter
Maximum points	60	Rounds to be scored	12
Start position	Standing anywhere inside designated area.		
Handgun Ready Condition		Time Starts	Audible
Procedure	After signal engage targets. MP1 activates moving target T1 which will be visible at rest.		
Safety Angles	90° left and flag to the right		



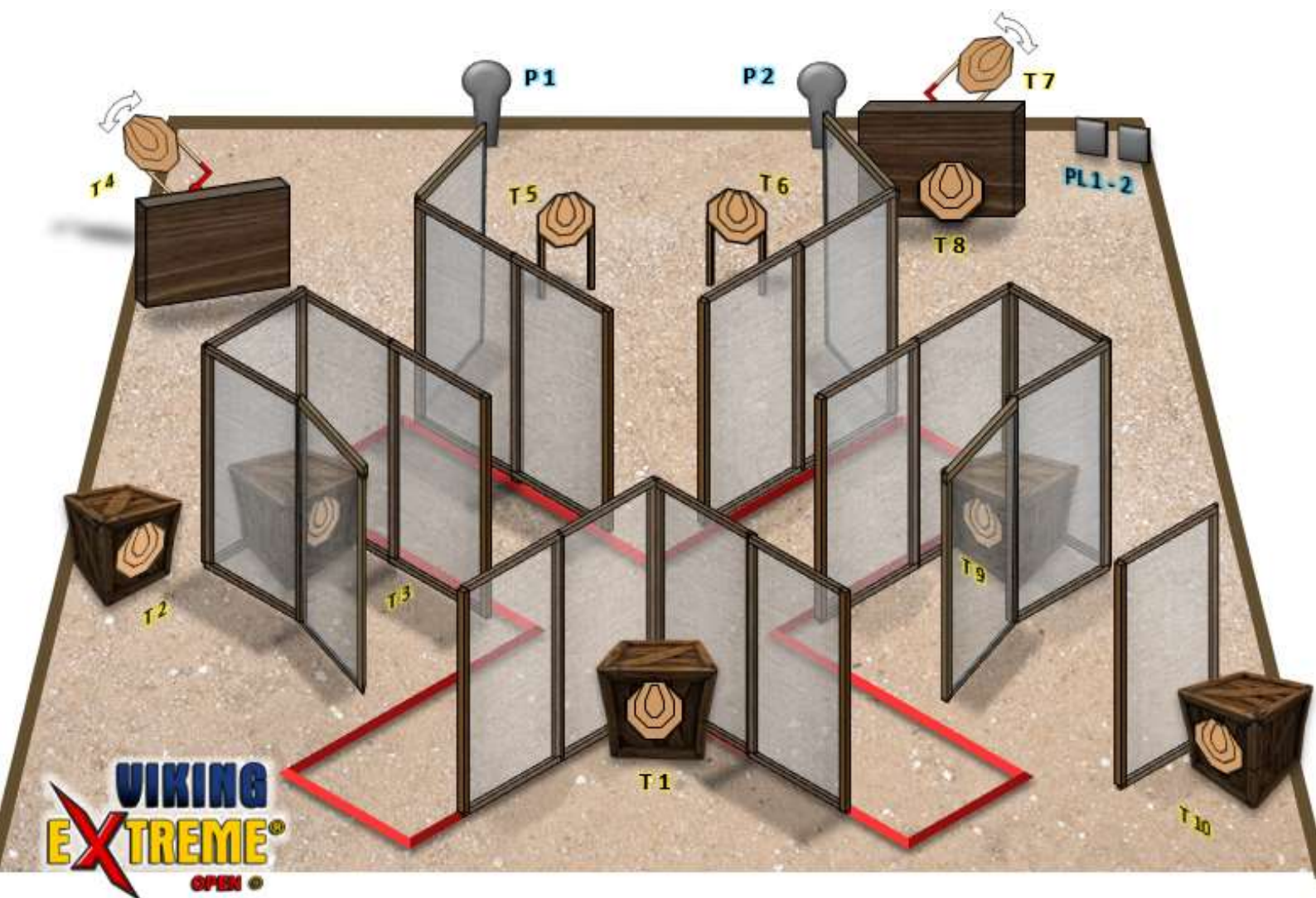
Stage 8		Range 10b	
Targets	6 IPSC targets		Design: Nico & Sissal
Course type	Short	Distances	3-10 meter
Maximum points	60	Rounds to be scored	12
Start position	Standing anywhere inside designated area.		
Handgun Ready Condition		Time Starts	Audible
Procedure	After signal engage targets. stompbox activates moving target T3 which will be visible at rest.		
Safety Angles	90° left and flag to the right		



Stage 9		Range 10c	
Targets	4 IPSC targets, 2 IPSC mini poppers and 1 IPSC metal plate		Design: Nico & Sissal
Course type	Short	Distances	3-10 meter
Maximum points	55	Rounds to be scored	11
Start position	Standing on tire.		
Handgun Ready Condition		Time Starts	Audible
Procedure	After signal engage targets. MP1 activates moving target T1. MP2 activates moving target T4. All moving targets will be visible at rest.		
Safety Angles	Flag left & right.		



Stage 10		Range 10	
Targets	13 IPSC targets, 2 IPSC poppers, 2 IPSC mini poppers and 2 IPSC metal plates		Design: Nico & Sissal
Course type	Long	Distances	3-32 meter
Maximum points	160	Rounds to be scored	32
Start position	Standing anywhere inside designated area.		
Handgun Ready Condition		Time Starts	Audible
Procedure	After signal engage targets. P1 activates moving target T6. MP2 activates moving target T13. All moving targets will be visible before or after rest.		
Safety Angles	90° left & right.		



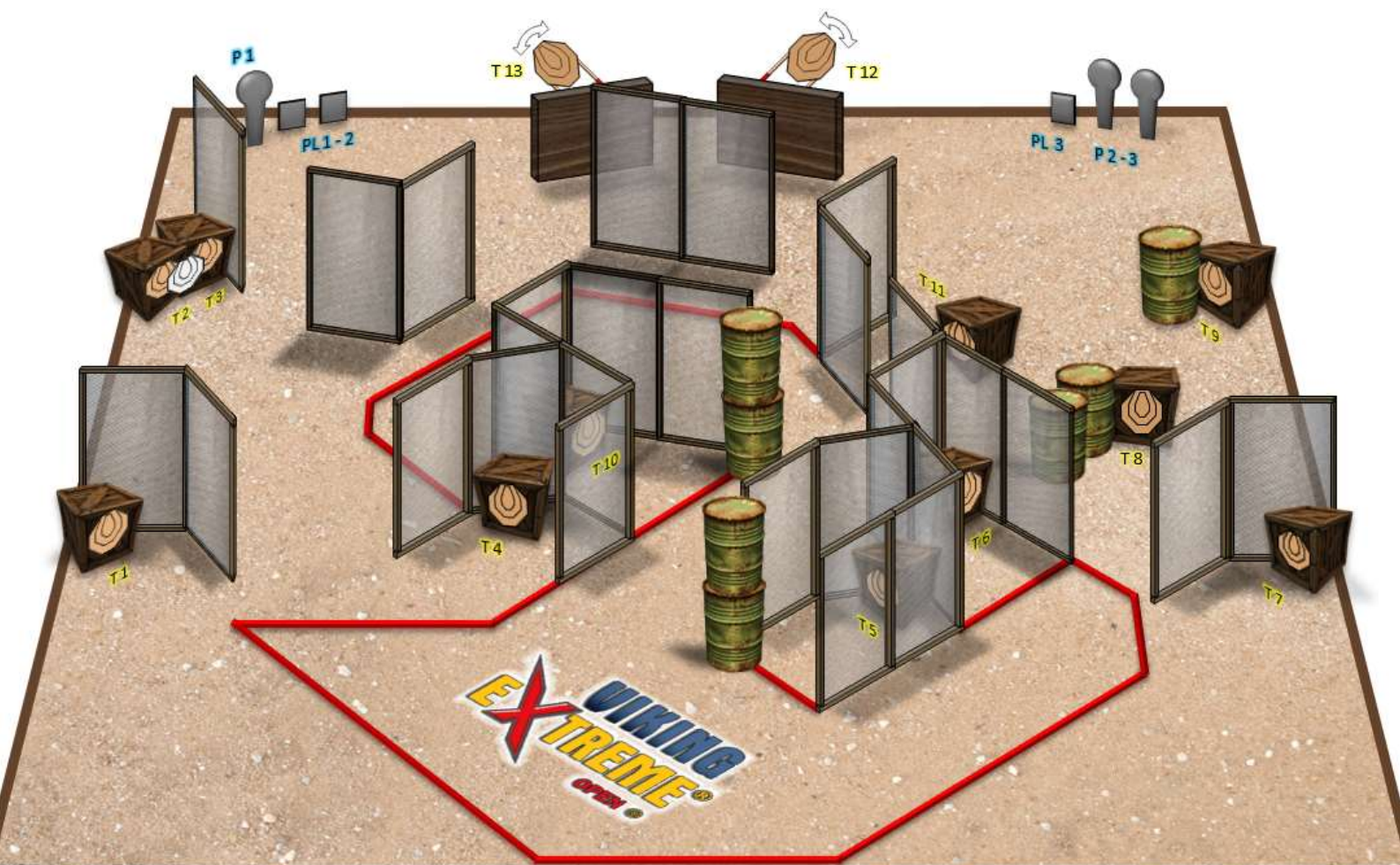
Stage 12		Range 8	
Targets	10 IPSC targets, 2 IPSC popper and 2 IPSC metal plates		Design: Nico & Sissal
Course type	Medium	Distances	3-15 meter
Maximum points	120	Rounds to be scored	24
Start position	Standing anywhere inside designated area.		
Handgun Ready Condition		Time Starts	Audible
Procedure	After signal engage targets. P1 activates moving target T4. P2 activates moving target T7. All moving targets will be visible at rest.		
Safety Angles	90° left & right.		



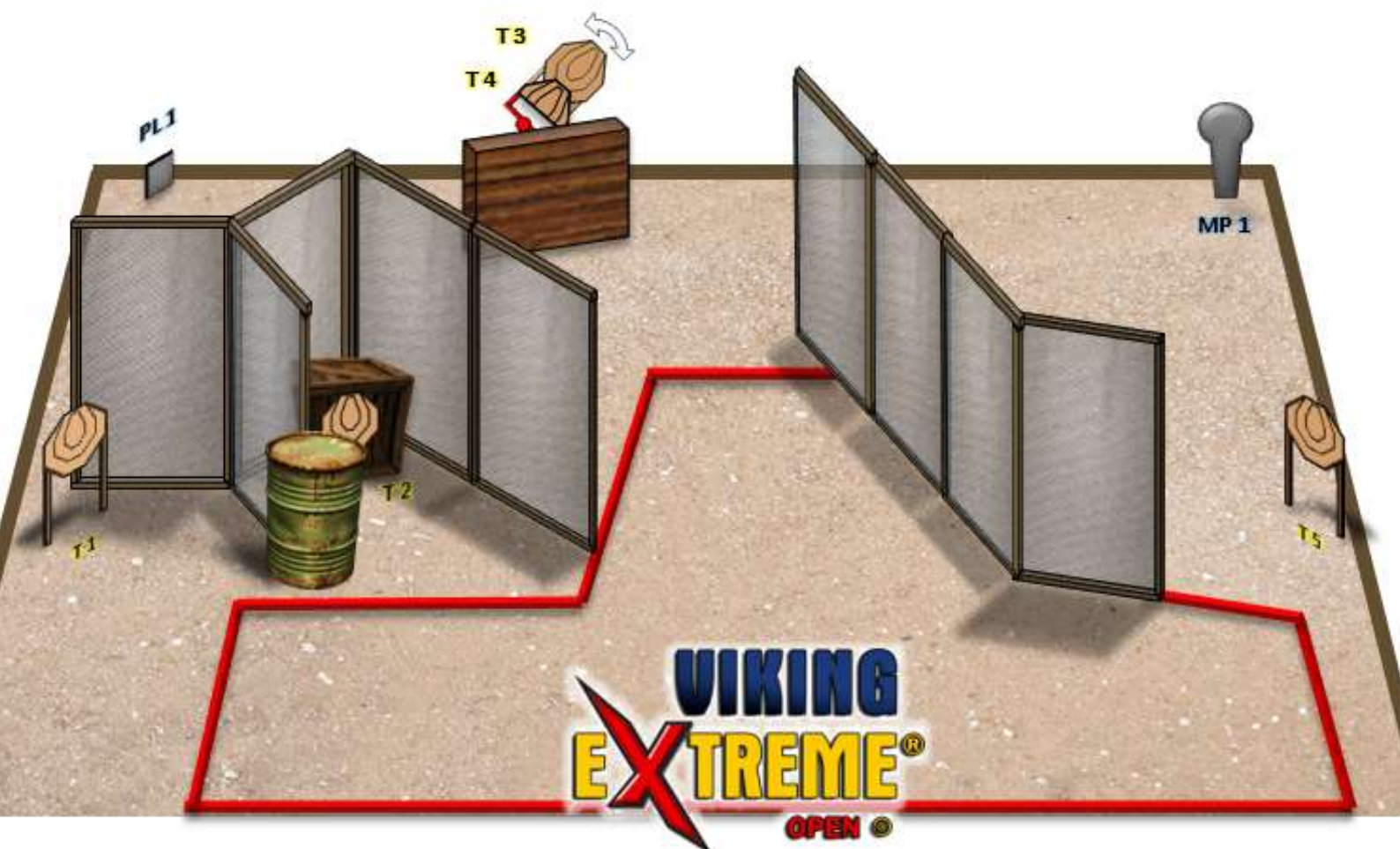
Stage 13		Range Wild Wild West	
Targets	5 IPSC targets and 2 IPSC mini poppers	Design: Nico & Sissal	
Course type	Short	Distances	3-15 meter
Maximum points	60	Rounds to be scored	12
Start position	Standing anywhere inside designated area.		
Handgun Ready Condition		Time Starts	Audible
Procedure	After signal engage targets. MP1 activates moving target T2 which will be visible at rest.		
Safety Angles	90° left & right.		




Stage 15		Range 7b	
Targets	6 IPSC targets	Design:	Nico & Sissal
Course type	Short	Distances	5-9 meter
Maximum points	60	Rounds to be scored	12
Start position	Standing anywhere inside designated area.		
Handgun Ready Condition	Holstered. Magazine inserted, empty chamber.	Time Starts	Audible
Procedure	After signal engage targets. Pulling rope activates moving target T2 which will be visible at rest.		
Safety Angles	Flag left & right		



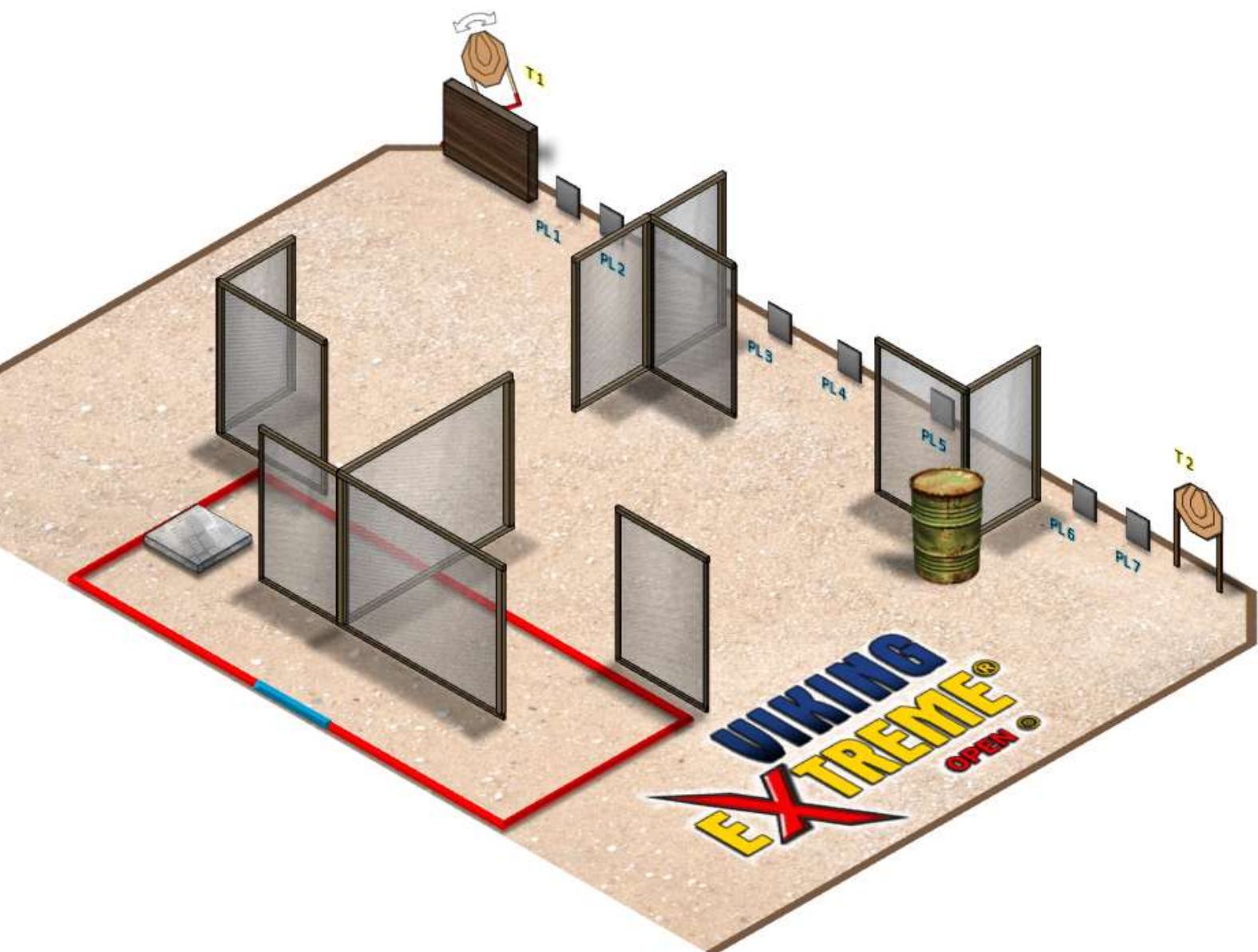
Stage 16		Range 7	
Targets	13 IPSC targets, 3 IPSC poppers and 3 IPSC metal plates		Design: Nico & Sissal
Course type	Long	Distances	3-22 meter
Maximum points	160	Rounds to be scored	32
Start position	Standing anywhere on ground area.		
Handgun Ready Condition			
Procedure	After signal engage targets. P1 activates moving target T13. P2 activates moving target T12. All moving targets will be visible at rest.		
Safety Angles	90° left and flag to the right.		



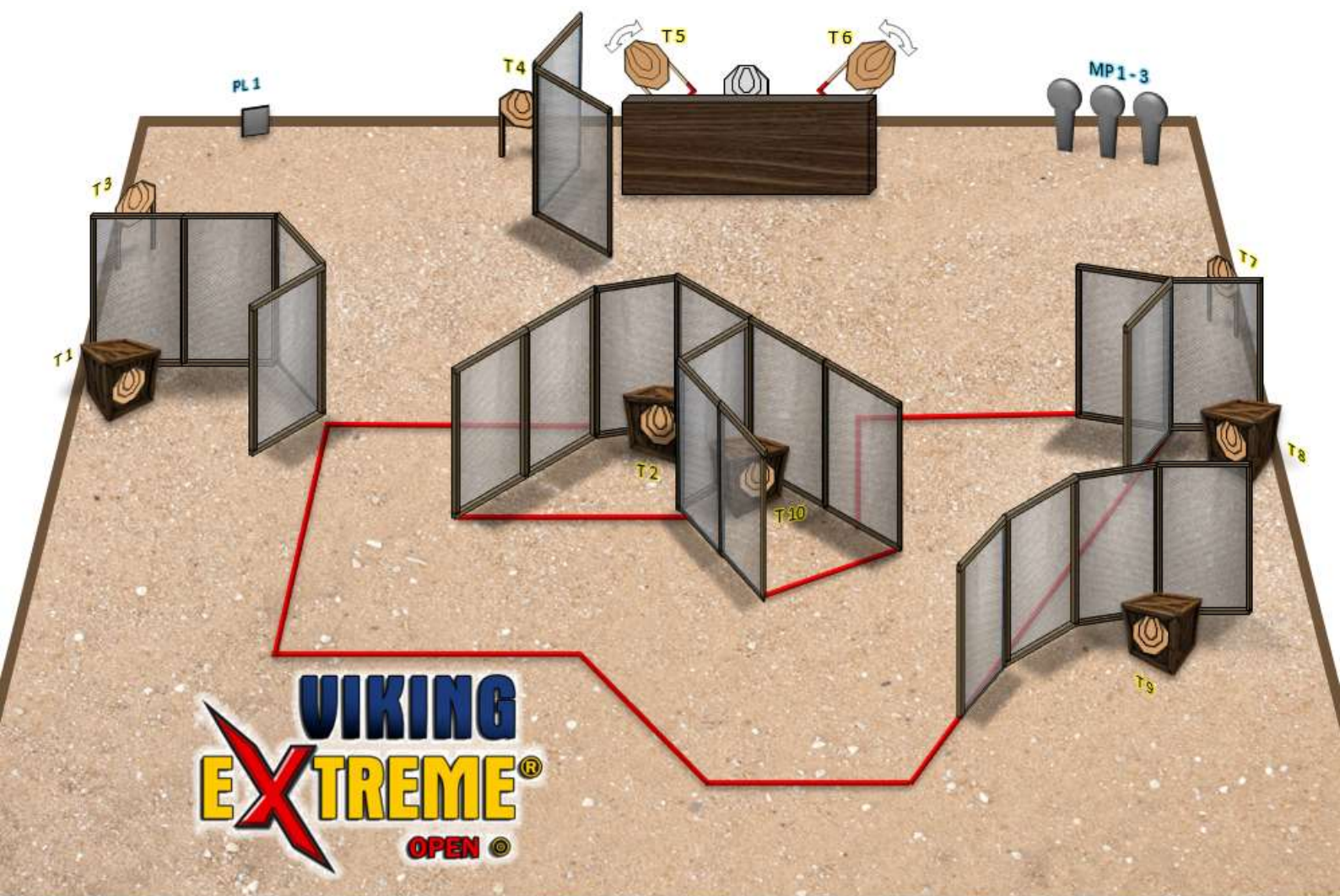
Stage 17		Range 16	
Targets	5 IPSC targets, 1 IPSC mini popper and 1 IPSC metal plate		Design: Nico & Sissal
Course type	Short	Distances	3-15 meter
Maximum points	60	Rounds to be scored	12
Start position	Standing anywhere inside designated area.		
Handgun Ready Condition		Time Starts	Audible
Procedure	After signal engage targets. MP1 activates moving target T3 & T4 which will be visible at rest.		
Safety Angles	90° left & right.		



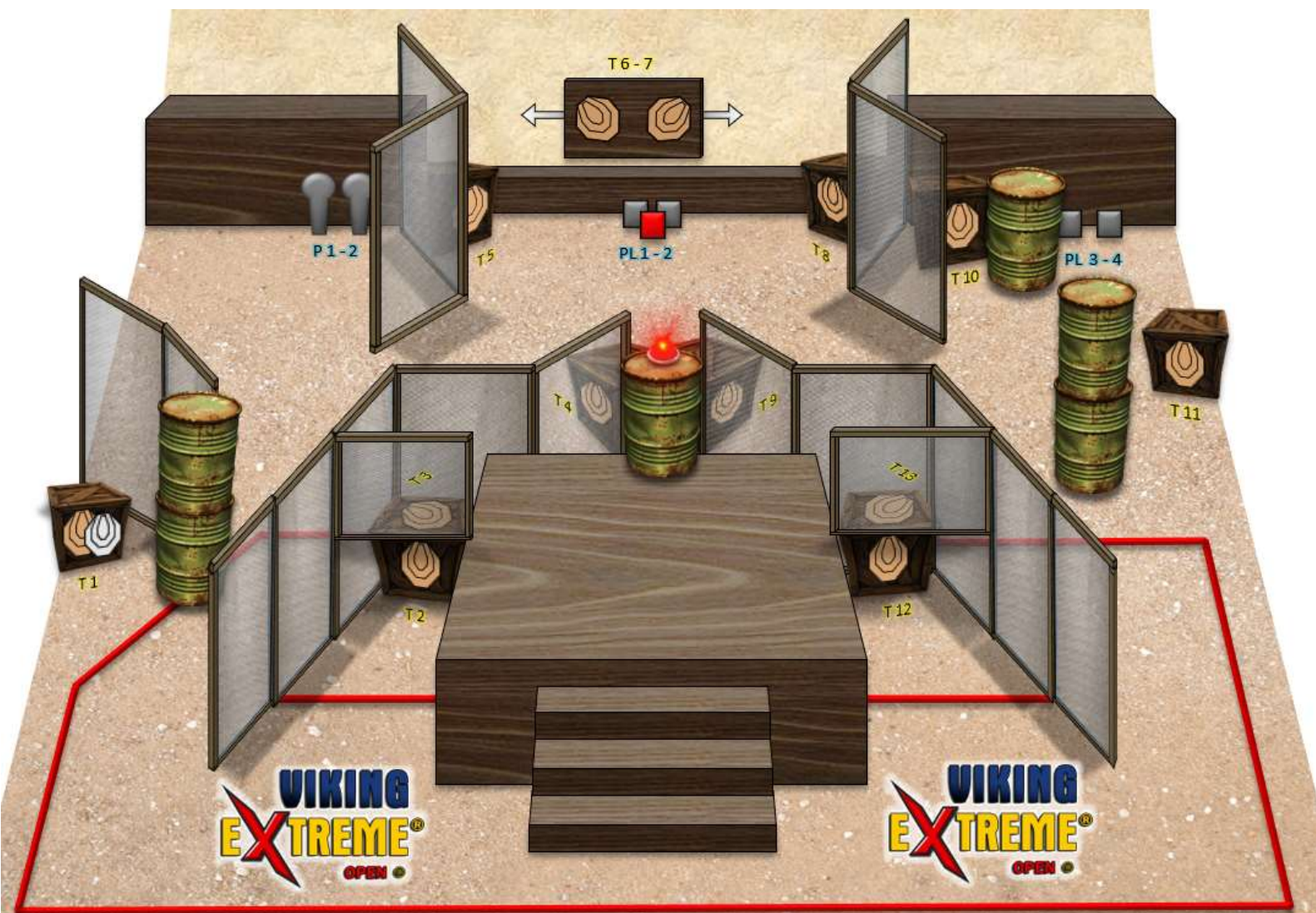
Stage 18		Range 6 left	
Targets	6 IPSC targets	Design:	Nico & Sissal
Course type	Short	Distances	8-14 meter
Maximum points	60	Rounds to be scored	12
Start position	Standing anywhere inside designated area.		
Handgun Ready Condition		Time Starts	Audible
Procedure	After signal engage targets.		
Safety Angles	90° left and flag to the right		



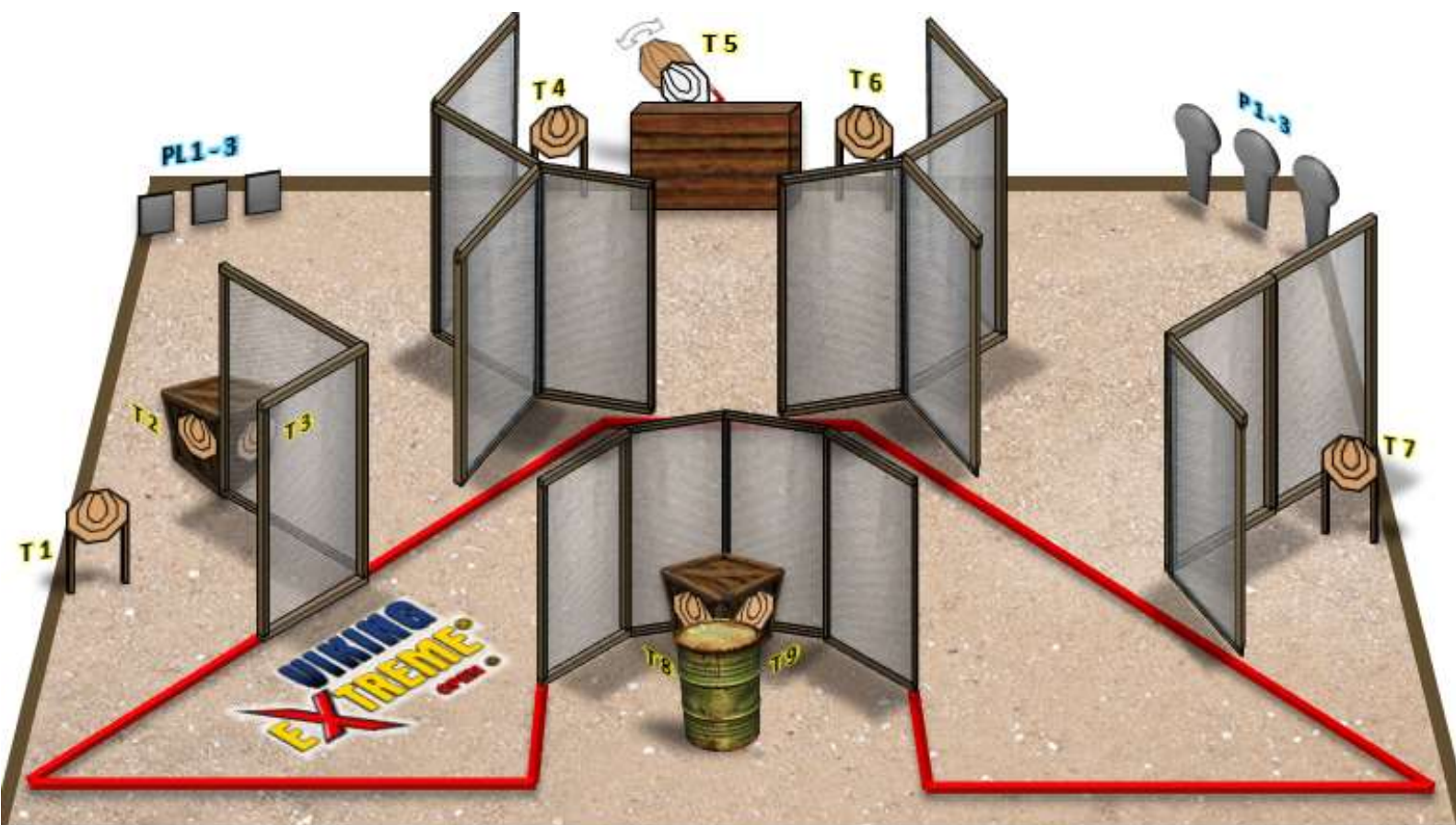
Stage 19		Range 6 right	
Targets	2 IPSC targets and 7 IPSC metal plates	Design:	Nico & Sissal
Course type	short	Distances	8-15 meter
Maximum points	55	Rounds to be scored	11
Start position	Standing anywhere inside designated area.		
Handgun Ready Condition			
Procedure	After signal engage targets. Stompbox activates moving target T1 which will partly visible at rest.		
Safety Angles	Flag left and 90° right		



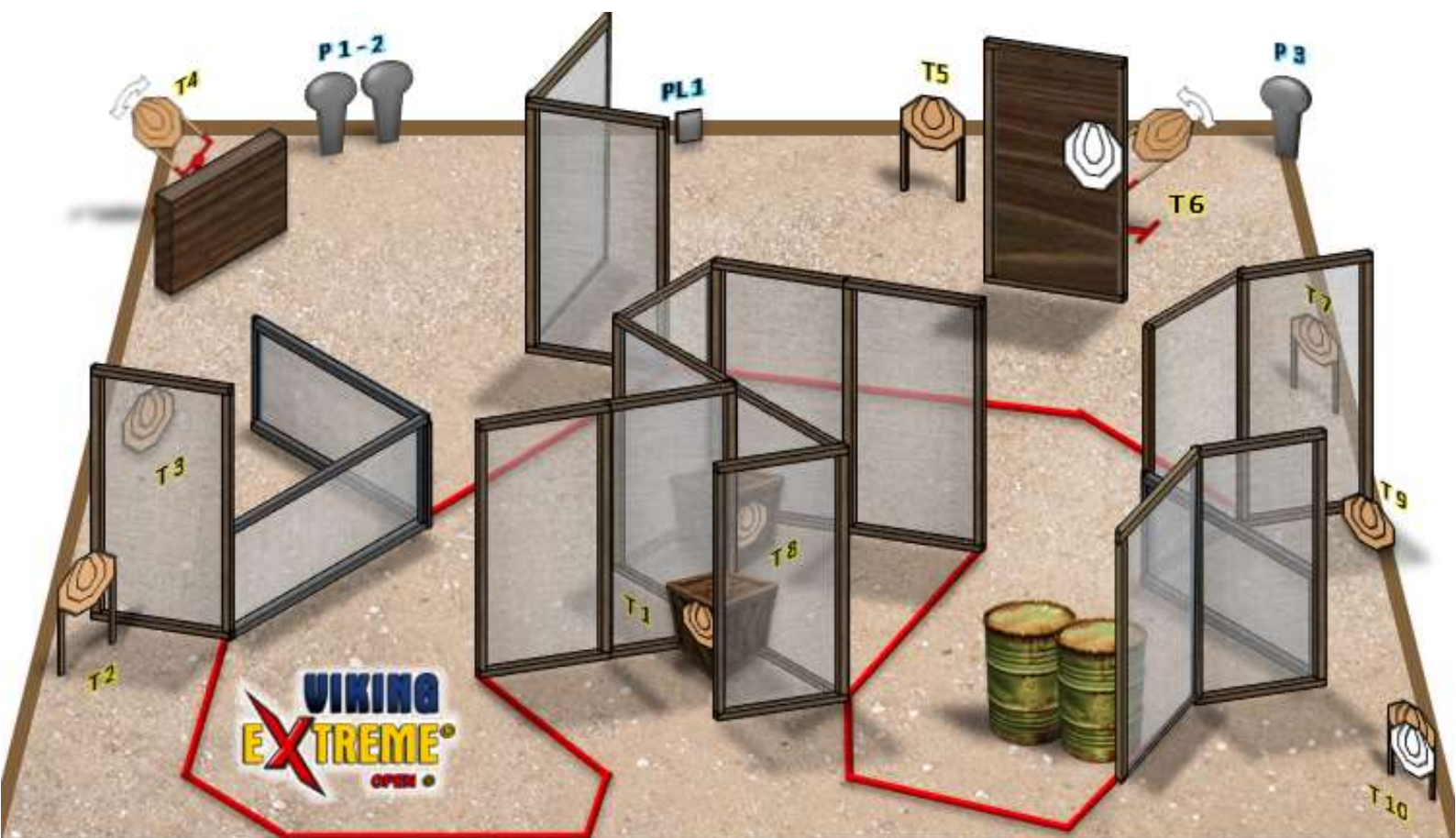
Stage 20		Range 5	
Targets	10 IPSC targets, 3 IPSC poppers and 1 IPSC metal plate	Design: Nico & Sissal	
Course type	Medium	Distances	3-20 meter
Maximum points	120	Rounds to be scored	24
Start position	Standing anywhere inside designated area.		
Handgun Ready Condition		Time Starts	Audible
Procedure	After signal engage targets. MP1 activates moving targets T5 & T6, both will be visible at rest.		
Safety Angles	90° left & right		



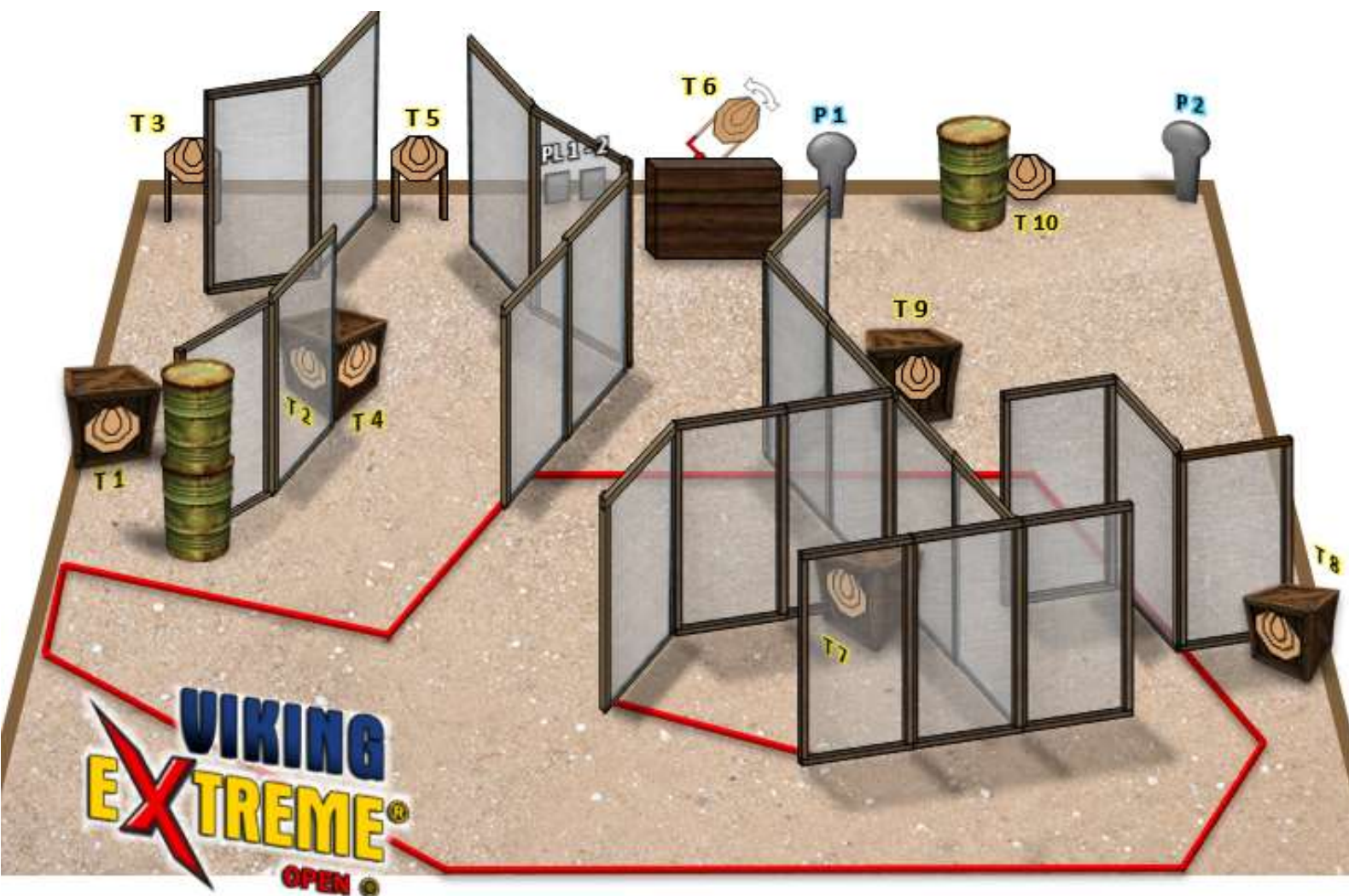
Stage 21		Range 4	
Targets	13 IPSC targets, 2 IPSC poppers and 4 IPSC metal plates		Design: Nico & Sissal
Course type	Long	Distances	3-16 meter
Maximum points	160	Rounds to be scored	32
Start position	Standing anywhere inside designated area.		
Handgun Ready Condition		Time Starts	Audible
Procedure	After signal engage targets. Button activates moving targets T6 & T7 which will move until "range is clear".		
Safety Angles	90° left and right		



Stage 22		Range 15	
Targets	9 IPSC targets 3 IPSC poppers and 3 IPSC metal plates		Design: Nico & Sissal
Course type	Medium	Distances	3-16 meter
Maximum points	120	Rounds to be scored	24
Start position	Standing anywhere inside designated area.		
Handgun Ready Condition		Time Starts	Audible
Procedure	After signal engage targets. P1 activates moving targets T5 which will be visible at rest.		
Safety Angles	90° left & right		



Stage 23		Range 14	
Targets	10 IPSC targets 3 IPSC poppers and 1 IPSC metal plate		Design: Nico & Sissal
Course type	Medium	Distances	3-15 meter
Maximum points	120	Rounds to be scored	24
Start position	Standing anywhere inside designated area.		
Handgun Ready Condition		Time Starts	Audible
Procedure	After signal engage targets. P1 activates moving targets T4. P3 activates moving target T6. All moving targets will be visible at rest.		
Safety Angles	90° left and flag to the right		



Stage 24		Range HJV	
Targets	10 IPSC targets, 2 IPSC popper and 2 IPSC metal plates	Design: Nico & Sissal	
Course type	Medium	Distances	3-18 meter
Maximum points	120	Rounds to be scored	24
Start position	Standing anywhere inside designated area.		
Handgun Ready Condition		Time Starts	Audible
Procedure	After signal engage targets. P1 activates moving target T6 which will be visible at rest.		
Safety Angles	90° left & right.		