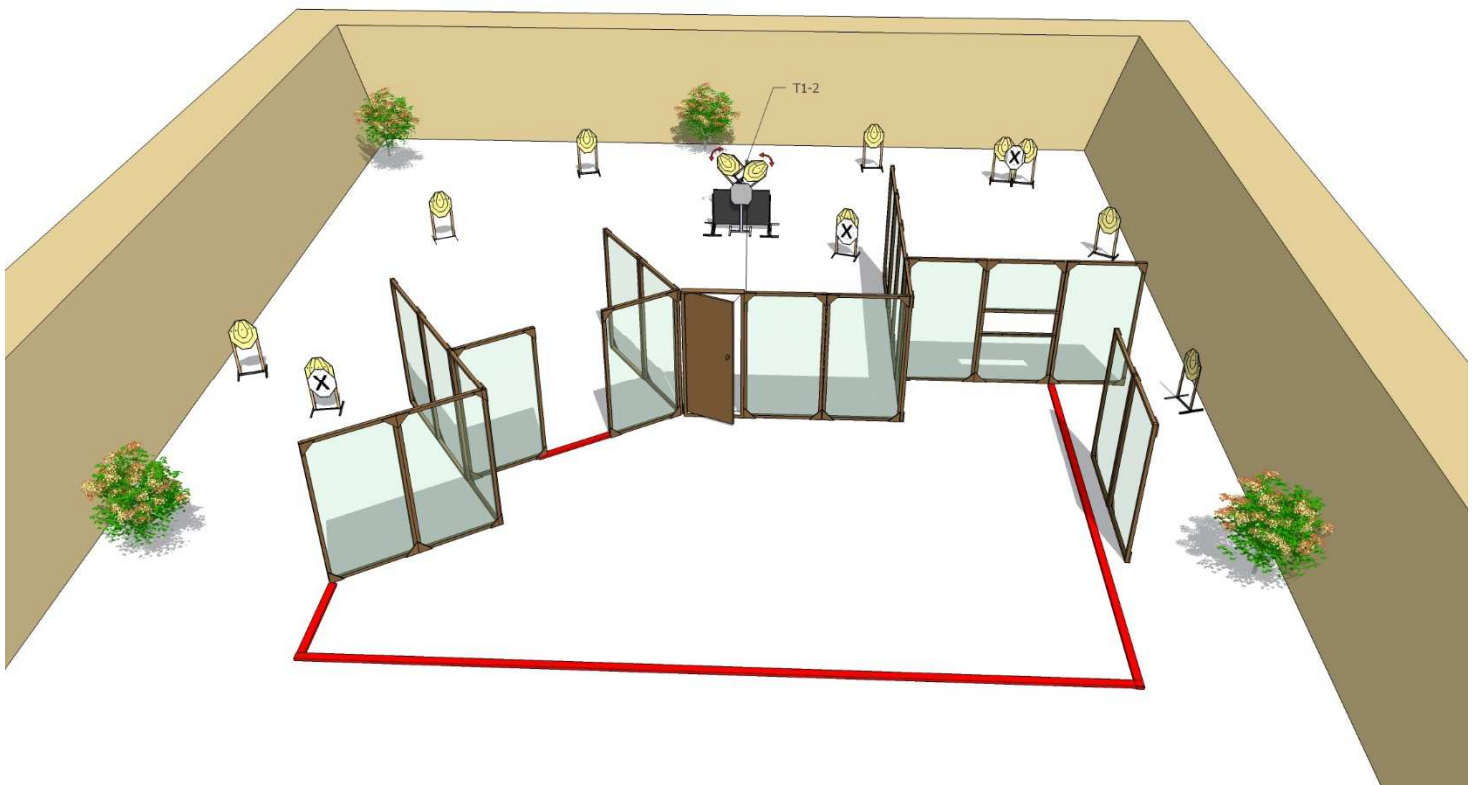


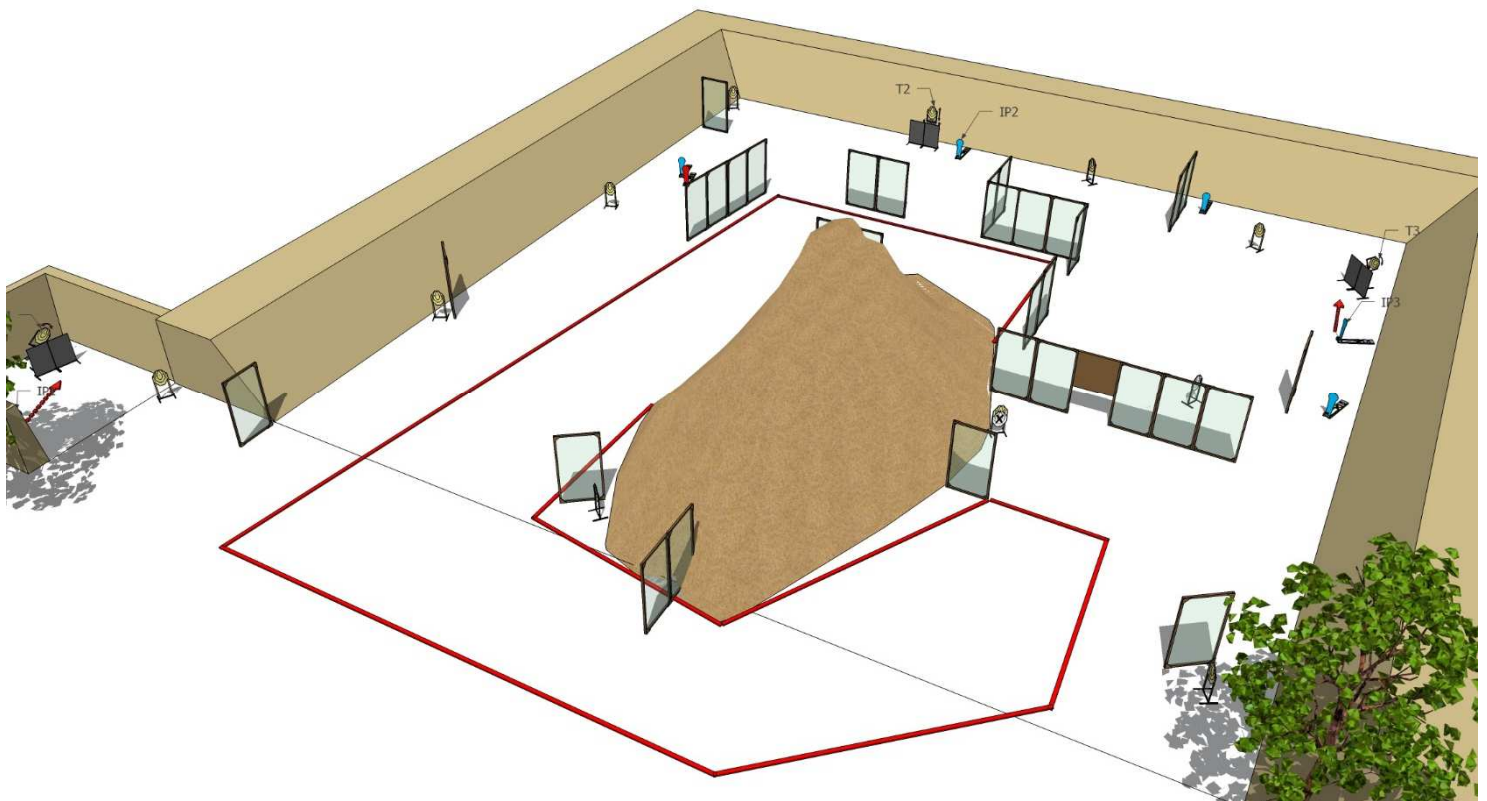
Stage 1

Targets:	12 IPSC Targets
Number of rounds to be scored:	24
Start position:	Standing anywhere within designated area
Handgun Ready Condition:	
Time starts:	Audible
Procedure:	After start signal engage all the targets from designated area. Doors activate target T1-T2. All moving targets stays visible at end of their movement.
Safety angles:	90 degrees left/right and top of the backstop



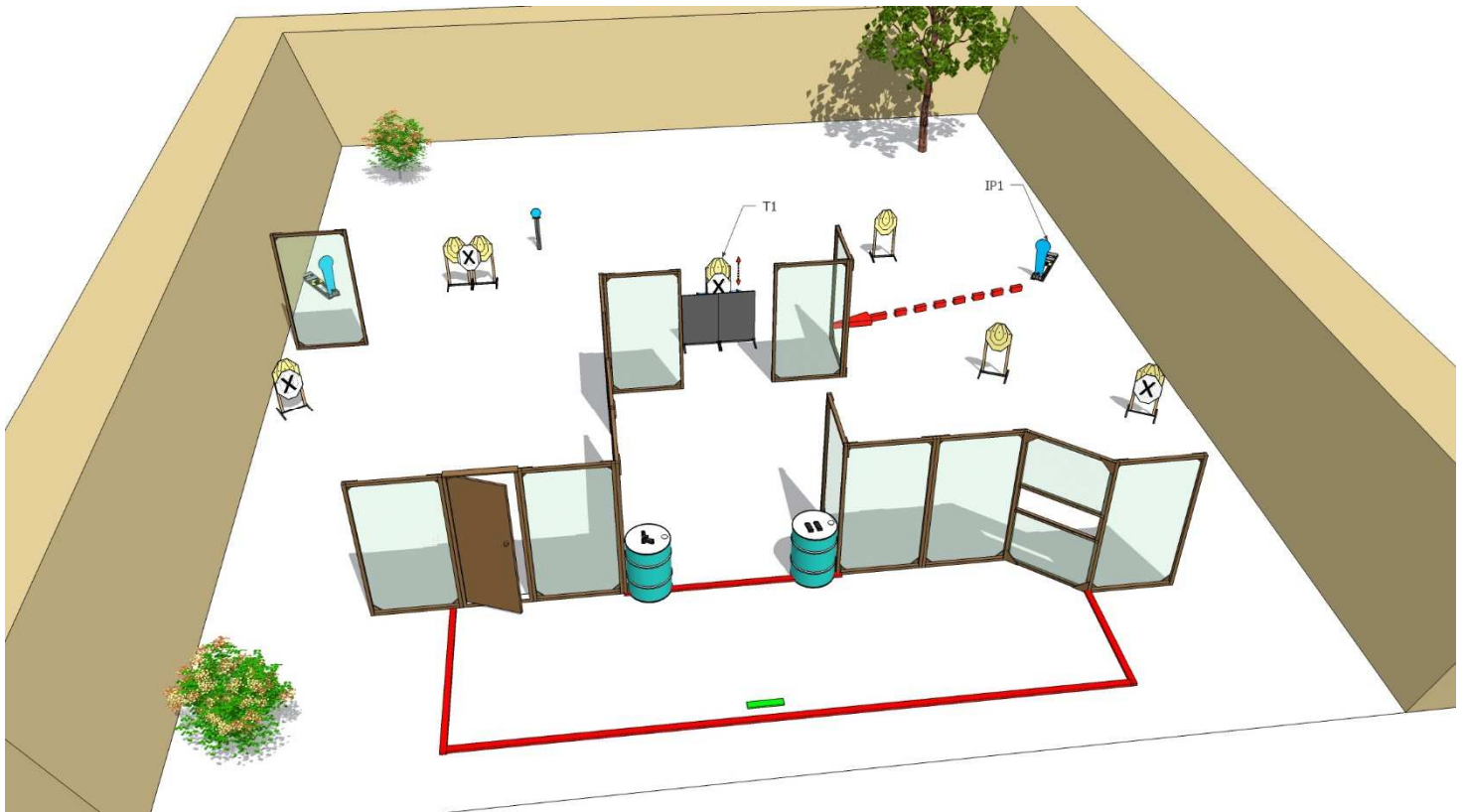
Stage 2

Targets:	13 IPSC Targets, 6 IPSC poppers
Number of rounds to be scored:	32
Start position:	Standing anywhere within designated area
Handgun Ready Condition:	
Time starts:	Audible
Procedure:	After start signal engage all the targets from designated area. IP1 activate target T1, IP2 activate T2 and IP3 activate T3. All moving targets stays visible at end of their movement
Safety angles:	90 degrees left/right and top of the backstop



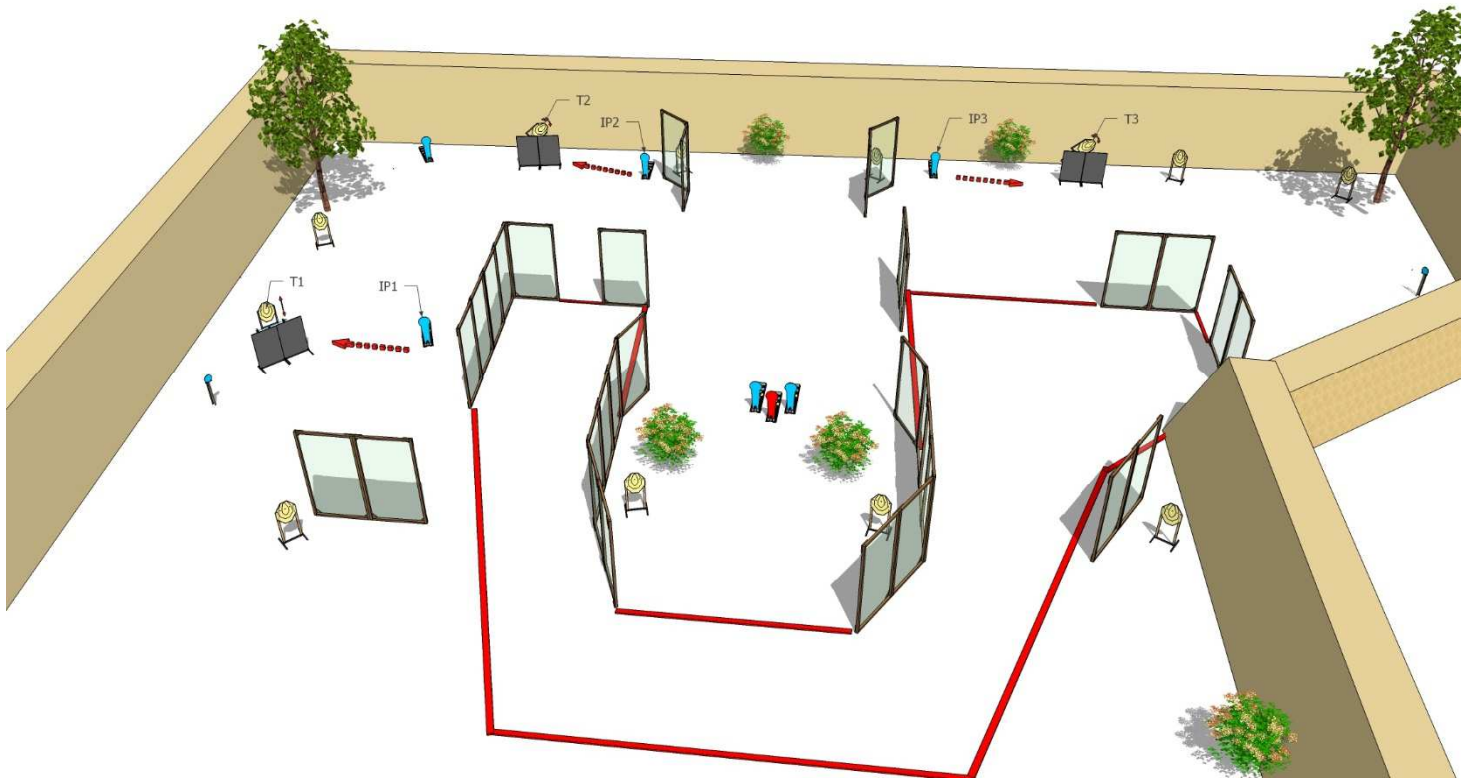
Stage 3

Targets:	7 IPSC Targets, 2 IPSC poppers, 1 IPSC metal plate
Number of rounds to be scored:	17
Start position:	Standing at marks as RO demonstrate
Handgun Ready Condition:	Lying at the barrel, chamber empty. All magazines lying on the second barrel. (left or right)
Time starts:	Audible
Procedure:	After start signal engage all the targets from designated area. IP1 activate target T1.
Safety angles:	90 degrees left/right and top of the backstop



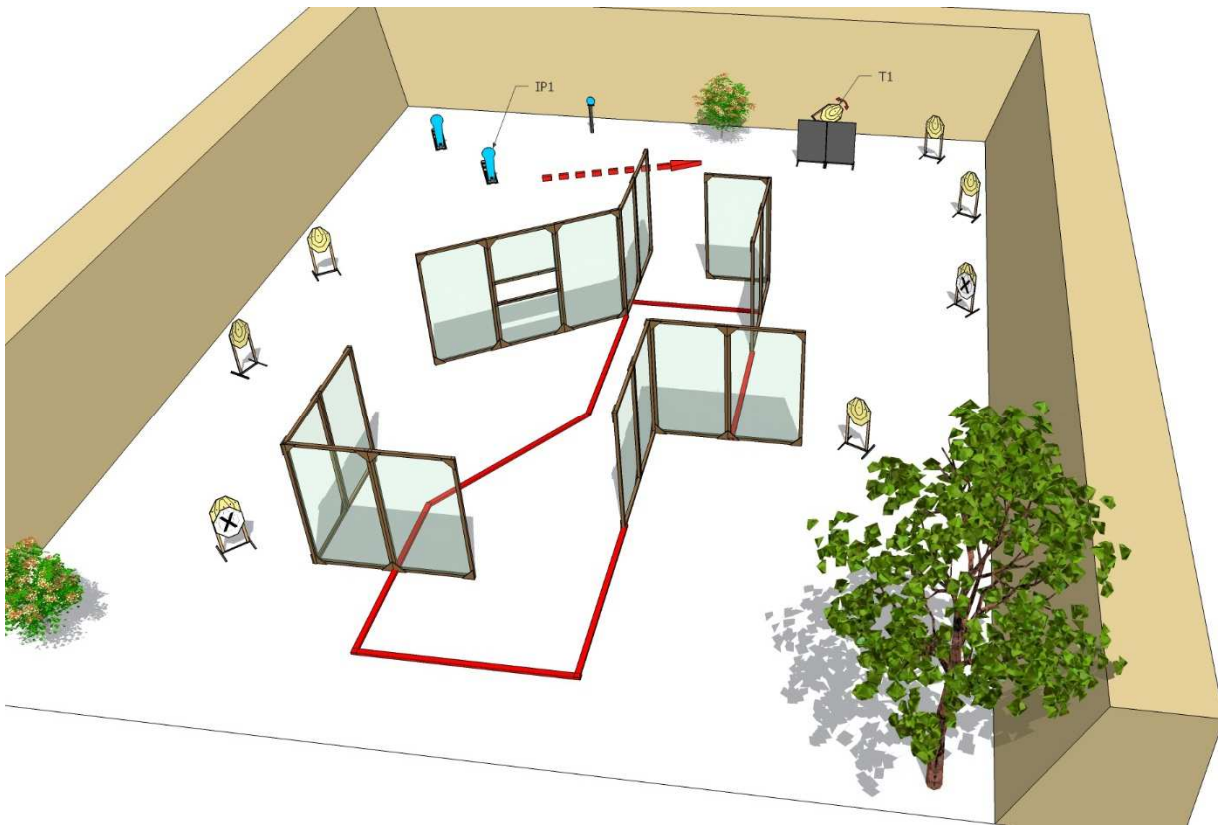
Stage 4

Targets:	12 IPSC Targets, 6 IPSC poppers, 2 IPSC metal plates
Number of rounds to be scored:	32
Start position:	Standing anywhere within designated area
Handgun Ready Condition:	
Time starts:	Audible
Procedure:	After start signal engage all the targets from designated area. IP1 activate target T1, IP2 activate T2 and IP3 activate T3. All moving targets stays visible at end of their movement
Safety angles:	90 degrees left/right and top of the backstop



Stage 5

Targets:	8 IPSC Targets, 2 IPSC poppers, 1 IPSC metal plate
Number of rounds to be scored:	19
Start position:	Standing anywhere within designated area
Handgun Ready Condition:	
Time starts:	Audible
Procedure:	After start signal engage all the targets from designated area. IP1 activate target T1. All moving targets stays visible at end of their movement.
Safety angles:	90 degrees left/right and top of the backstop



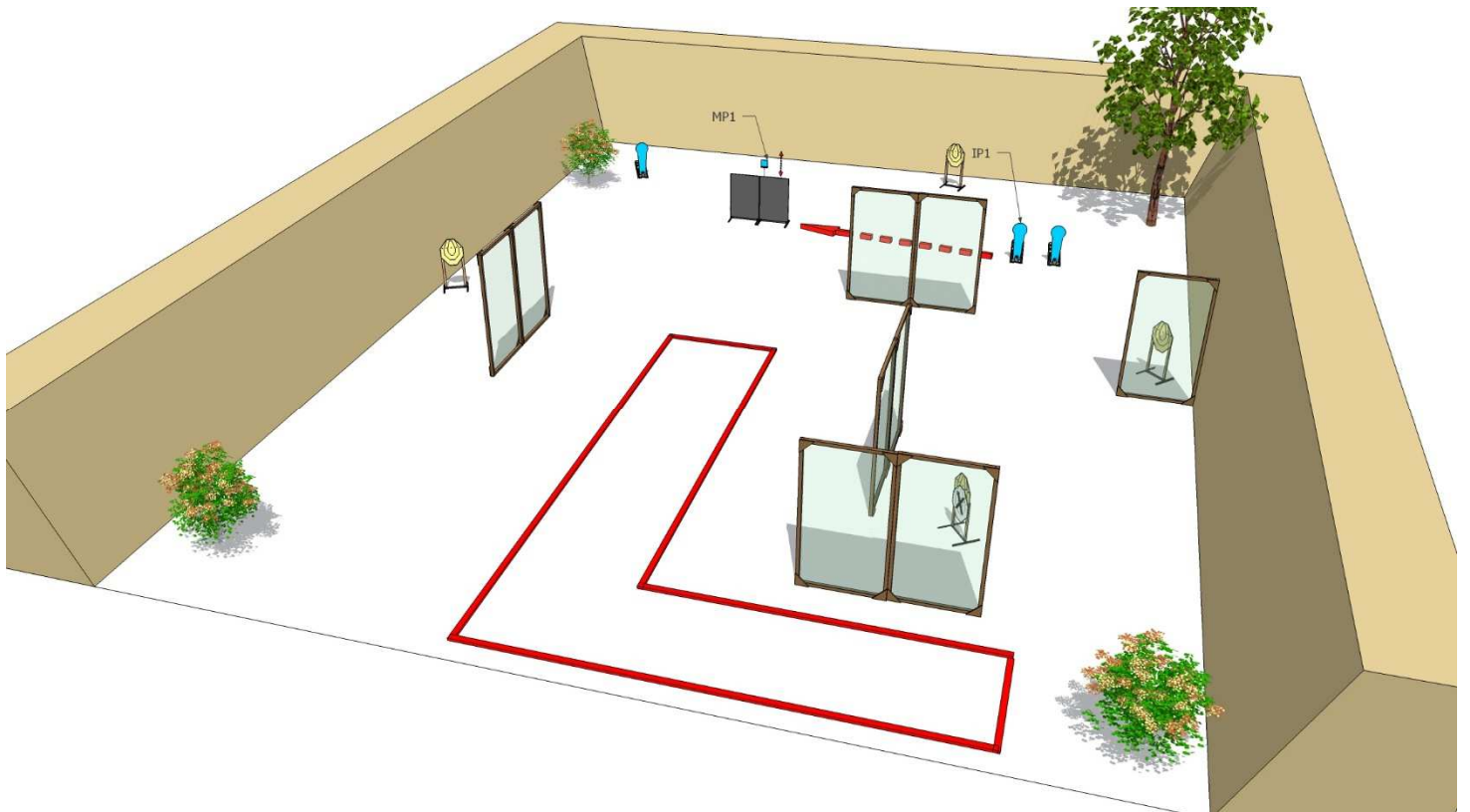
Stage 6

Targets:	5 IPSC Targets, 2 IPSC poppers
Number of rounds to be scored:	12
Start position:	Standing anywhere within designated area
Handgun Ready Condition:	
Time starts:	Audible
Procedure:	After start signal engage all the targets from designated area. IP1 activate target T1. All moving targets stays visible at end of their movement.
Safety angles:	90 degrees left/right and top of the backstop



Stage 7

Targets:	4 IPSC Targets, 2 IPSC poppers, 1 IPSC metal plate
Number of rounds to be scored:	12
Start position:	Standing anywhere within designated area
Handgun Ready Condition:	
Time starts:	Audible
Procedure:	After start signal engage all the targets from designated area. IP1 activate target MP1. All moving targets stays visible at end of their movement.
Safety angles:	90 degrees left/right and top of the backstop



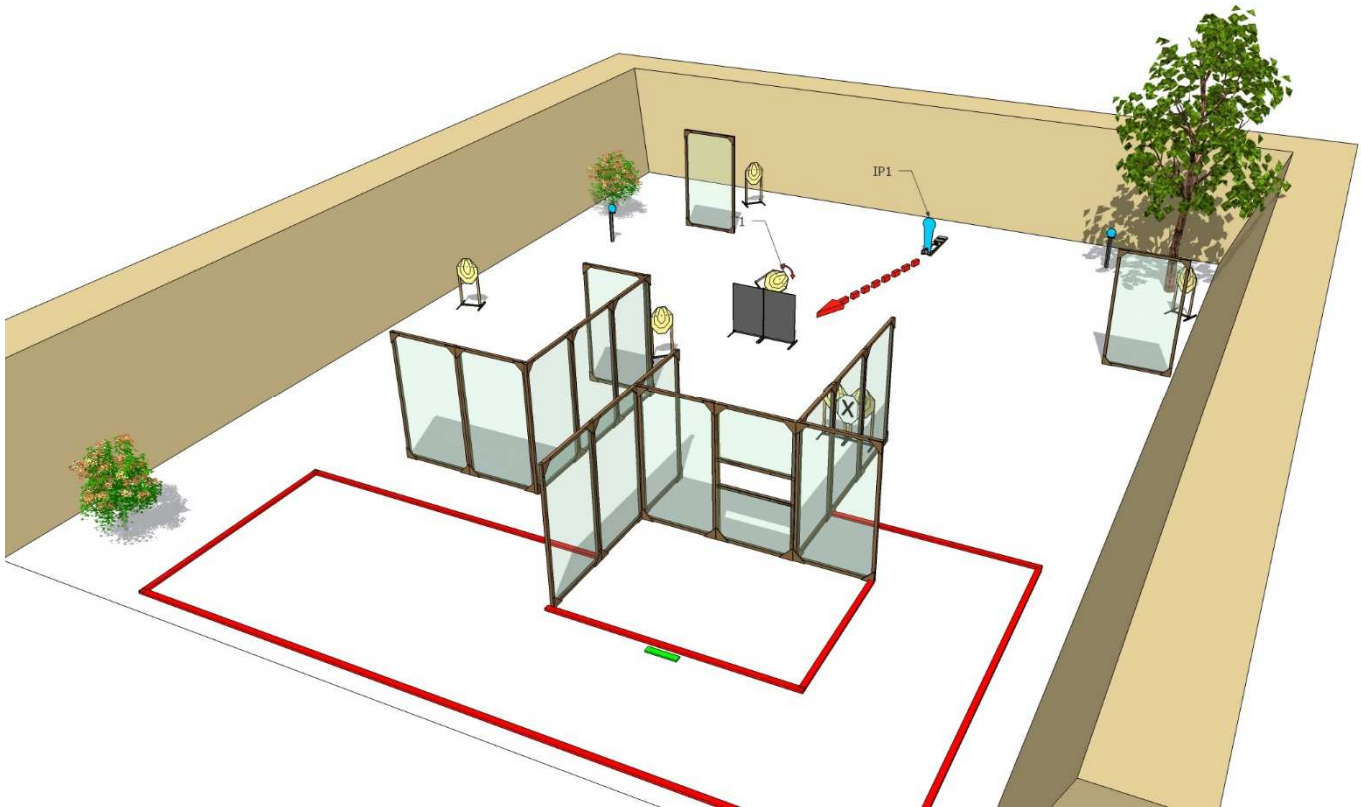
Stage 8

Targets:	4 IPSC Targets, 1 IPSC popper, 3 IPSC metal plates
Number of rounds to be scored:	12
Start position:	Standing anywhere within designated area
Handgun Ready Condition:	
Time starts:	Audible
Procedure:	After start signal engage all the targets from designated area. IP1 activate target MP1. All moving targets stays visible at end of their movement.
Safety angles:	90 degrees left/right and top of the backstop



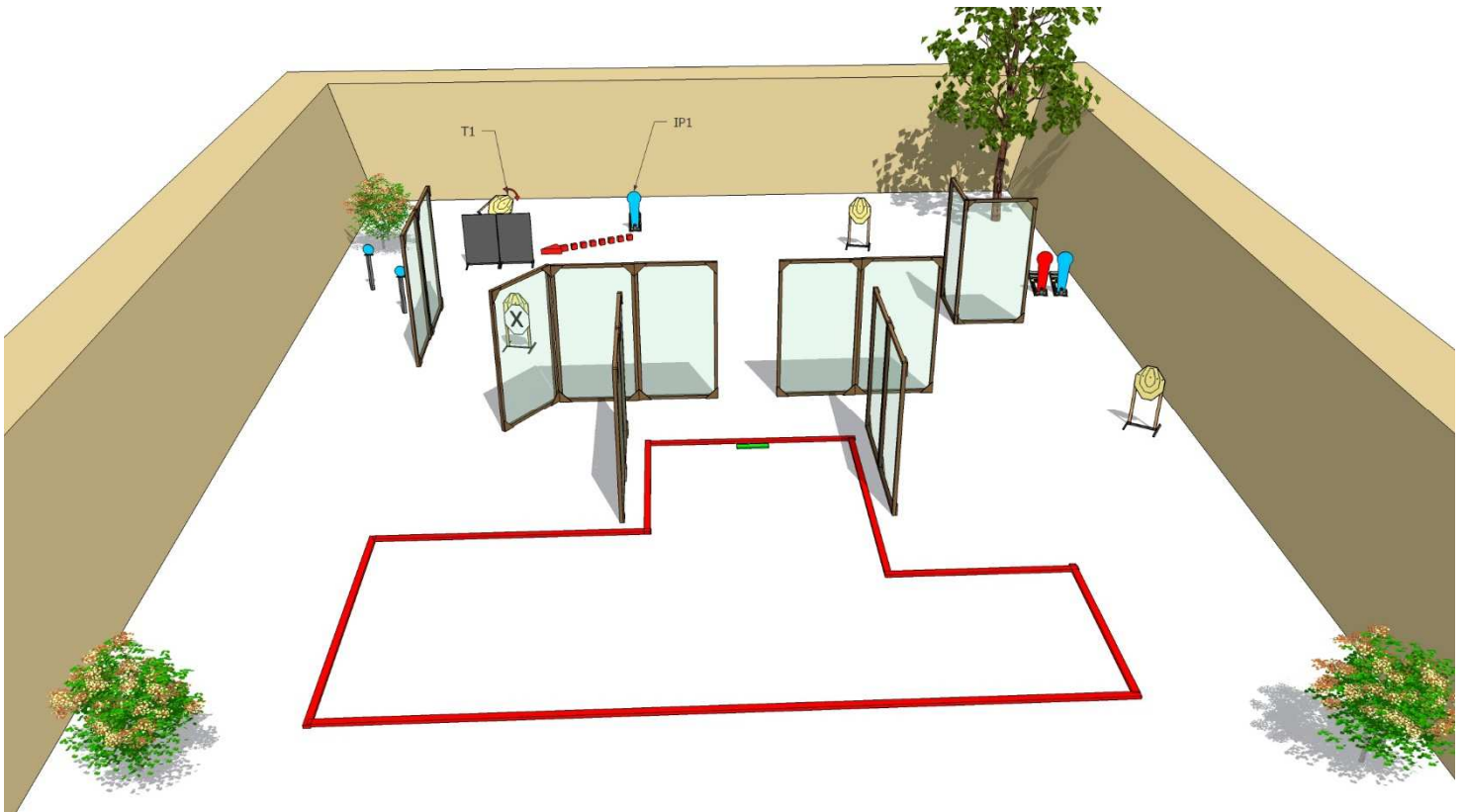
Stage 10

Targets:	7 IPSC Targets, 1 IPSC popper, 2 IPSC metal plates
Number of rounds to be scored:	17
Start position:	Standing at marks as RO demonstrate
Handgun Ready Condition:	
Time starts:	Audible
Procedure:	After start signal engage all the targets from designated area. IP1 activate target T1. All moving targets stays visible at end of their movement.
Safety angles:	90 degrees left/right and top of the backstop



Stage 11

Targets:	4 IPSC Targets, 2 IPSC poppers, 2 IPSC metal plates
Number of rounds to be scored:	12
Start position:	Standing at marks as RO demonstrate
Handgun Ready Condition:	
Time starts:	Audible
Procedure:	After start signal engage all the targets from designated area. IP1 activate target T1. All moving targets stays visible at end of their movement.
Safety angles:	90 degrees left/right and top of the backstop



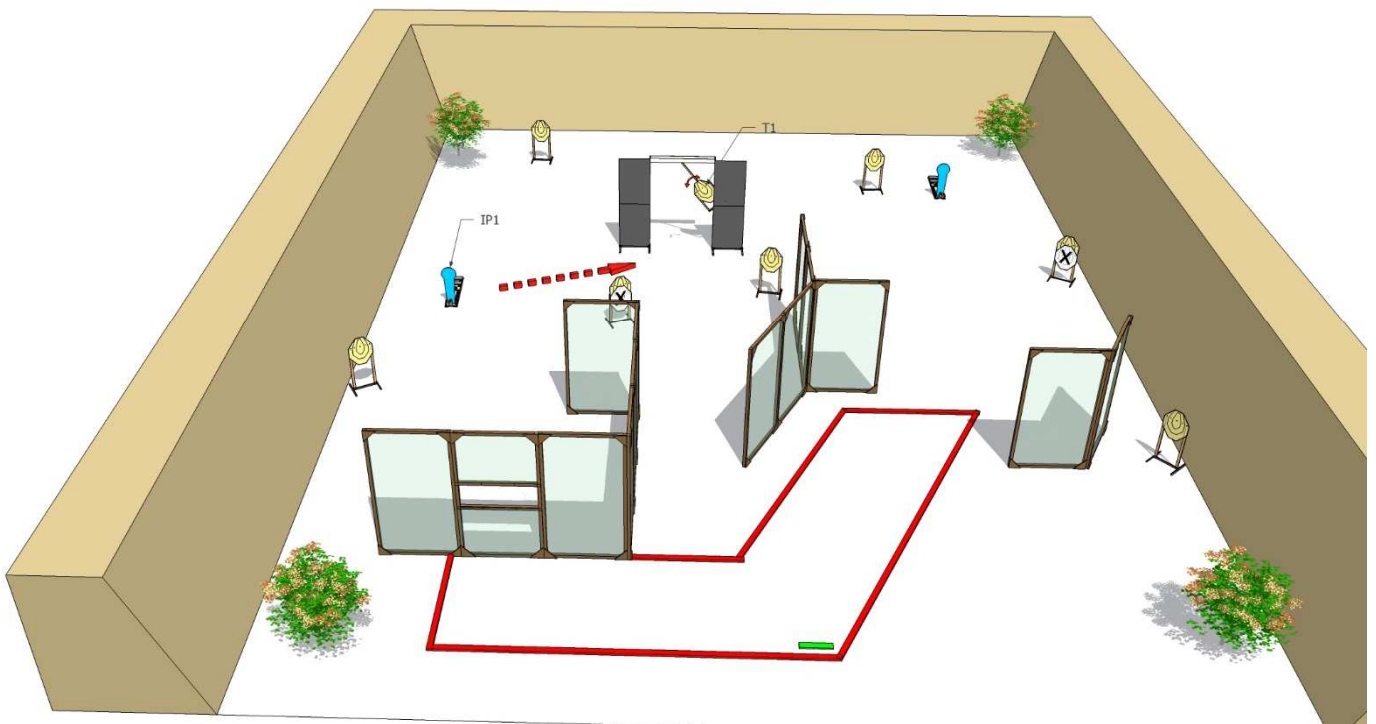
Stage 12

Targets:	9 IPSC Targets, 3 IPSC Poppers
Number of rounds to be scored:	21
Start position:	Sitting on a chair as RO demonstrate
Handgun Ready Condition:	Lying on the table, magazine inserted, chamber empty
Time starts:	Audible
Procedure:	After start signal engage all the targets from designated area. IP1 activate target T1.
Safety angles:	90 degrees left/right and top of the backstop



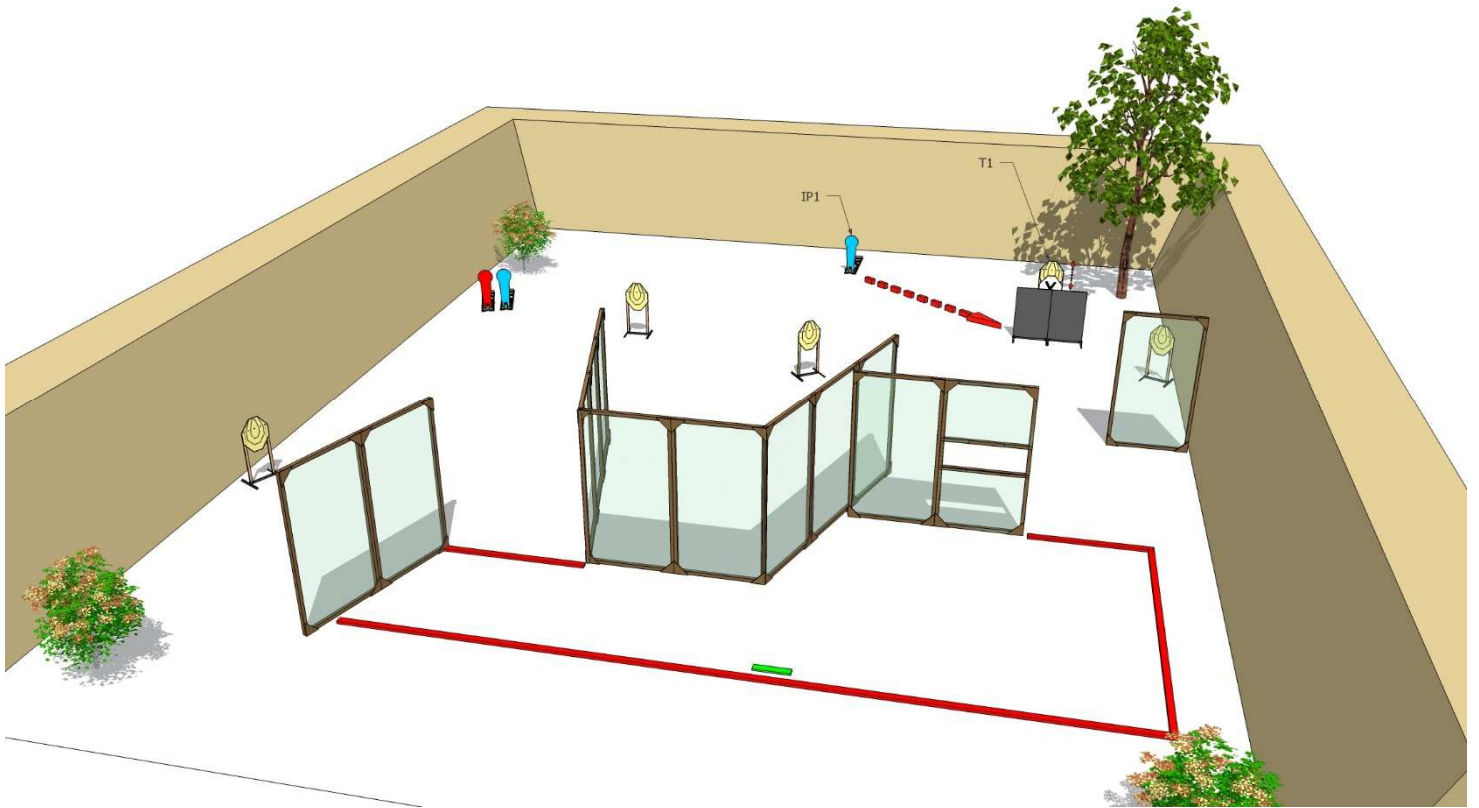
Stage 13

Targets:	8 IPSC Targets, 2 IPSC poppers
Number of rounds to be scored:	18
Start position:	Standing at marks as RO demonstrate
Handgun Ready Condition:	
Time starts:	Audible
Procedure:	After start signal engage all the targets from designated area. IP1 activate target T1.
Safety angles:	90 degrees left/right and top of the backstop



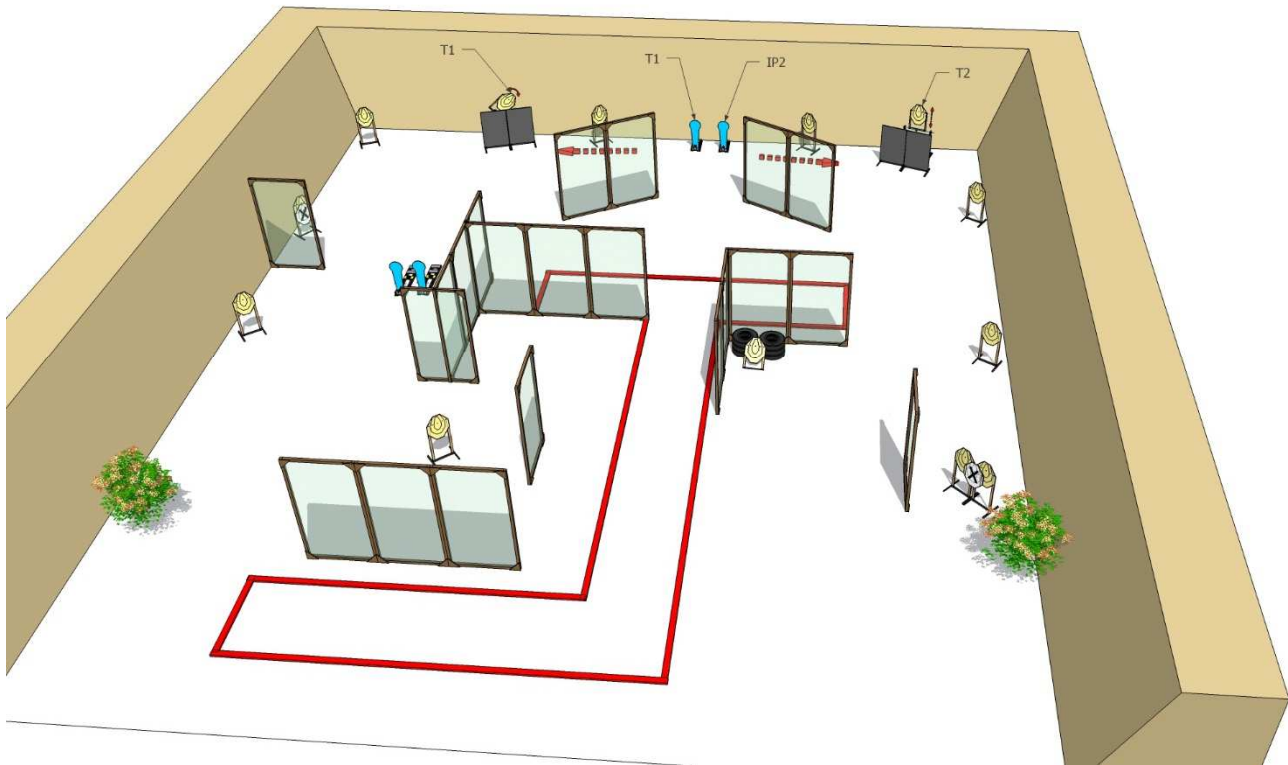
Stage 14

Targets:	5 IPSC Targets, 2 IPSC poppers
Number of rounds to be scored:	12
Start position:	Standing at marks as RO demonstrate
Handgun Ready Condition:	
Time starts:	Audible
Procedure:	After start signal engage all the targets from designated area. IP1 activate target T1. All moving targets stays visible at end of their movement.
Safety angles:	90 degrees left/right and top of the backstop



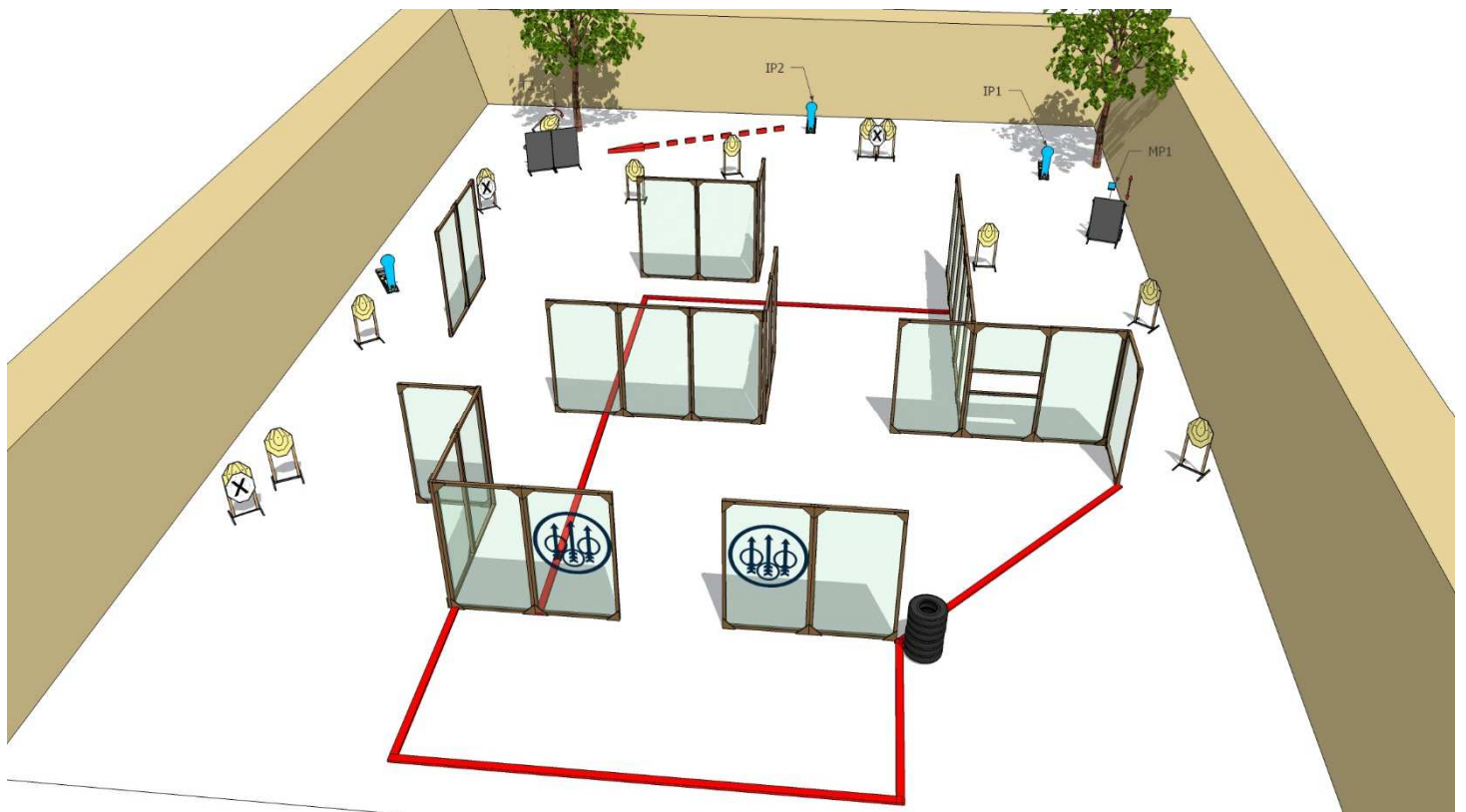
Stage 15

Targets:	13 IPSC Targets, 4 IPSC poppers
Number of rounds to be scored:	30
Start position:	Standing anywhere within designated area
Handgun Ready Condition:	
Time starts:	Audible
Procedure:	After start signal engage all the targets from designated area. IP1 activate target T1, MP2 activate T2. All moving targets stays visible at end of their movement.
Safety angles:	90 degrees left/right and top of the backstop



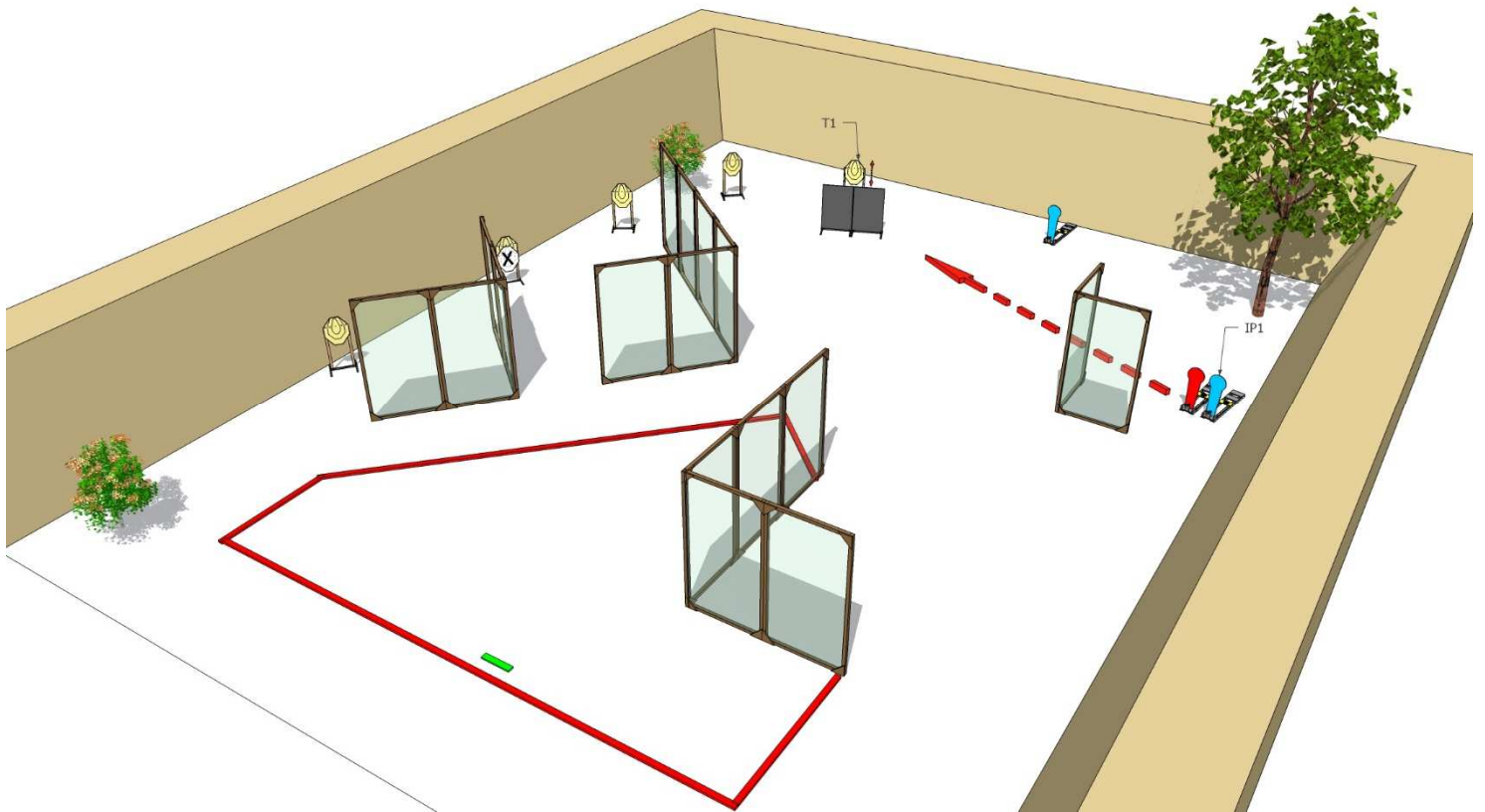
Stage 16

Targets:	12 IPSC Targets, 3 IPSC poppers, 1 IPSC metal plate
Number of rounds to be scored:	28
Start position:	Standing anywhere within designated area
Handgun Ready Condition:	
Time starts:	Audible
Procedure:	After start signal engage all the targets from designated area. IP1 activate target T1, IP2 activate T2. All moving targets stays visible at end of their movement
Safety angles:	90 degrees left/right and top of the backstop



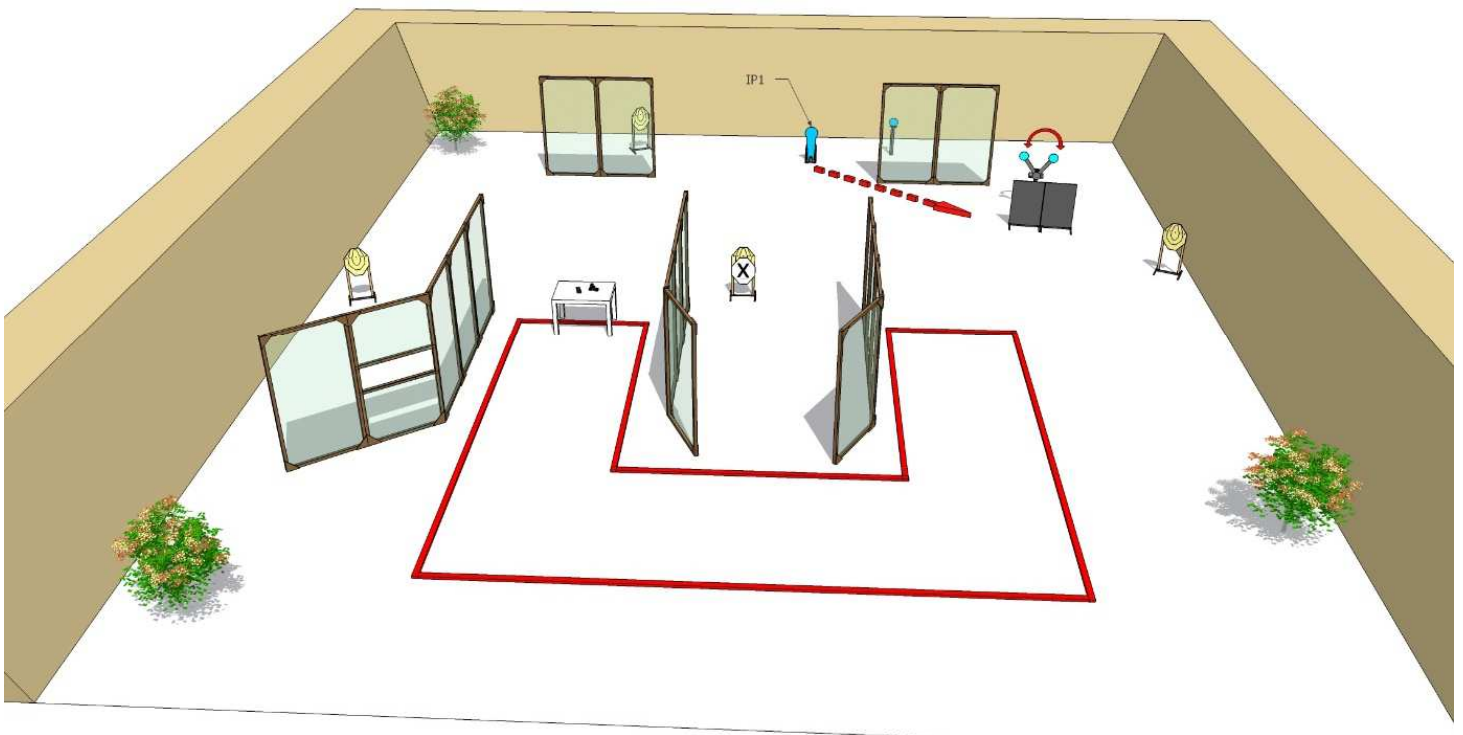
Stage 17

Targets:	5 IPSC Targets, 2 IPSC poppers
Number of rounds to be scored:	12
Start position:	Standing at marks as RO demonstrate
Handgun Ready Condition:	
Time starts:	Audible
Procedure:	After start signal engage all the targets from designated area. IP1 activate target T1. All moving targets stays visible at end of their movement.
Safety angles:	90 degrees left/right and top of the backstop



Stage 18

Targets:	4 IPSC Targets, 1 IPSC popper, 3 IPSC Metal plates
Number of rounds to be scored:	12
Start position:	Standing anywhere within designated area
Handgun Ready Condition:	Lying on the table, chamber empty. All magazines on the table.
Time starts:	Audible
Procedure:	After start signal engage all the targets from designated area. IP1 activate target MP1-2. All moving targets stays visible at end of their movement
Safety angles:	90 degrees left/right and top of the backstop



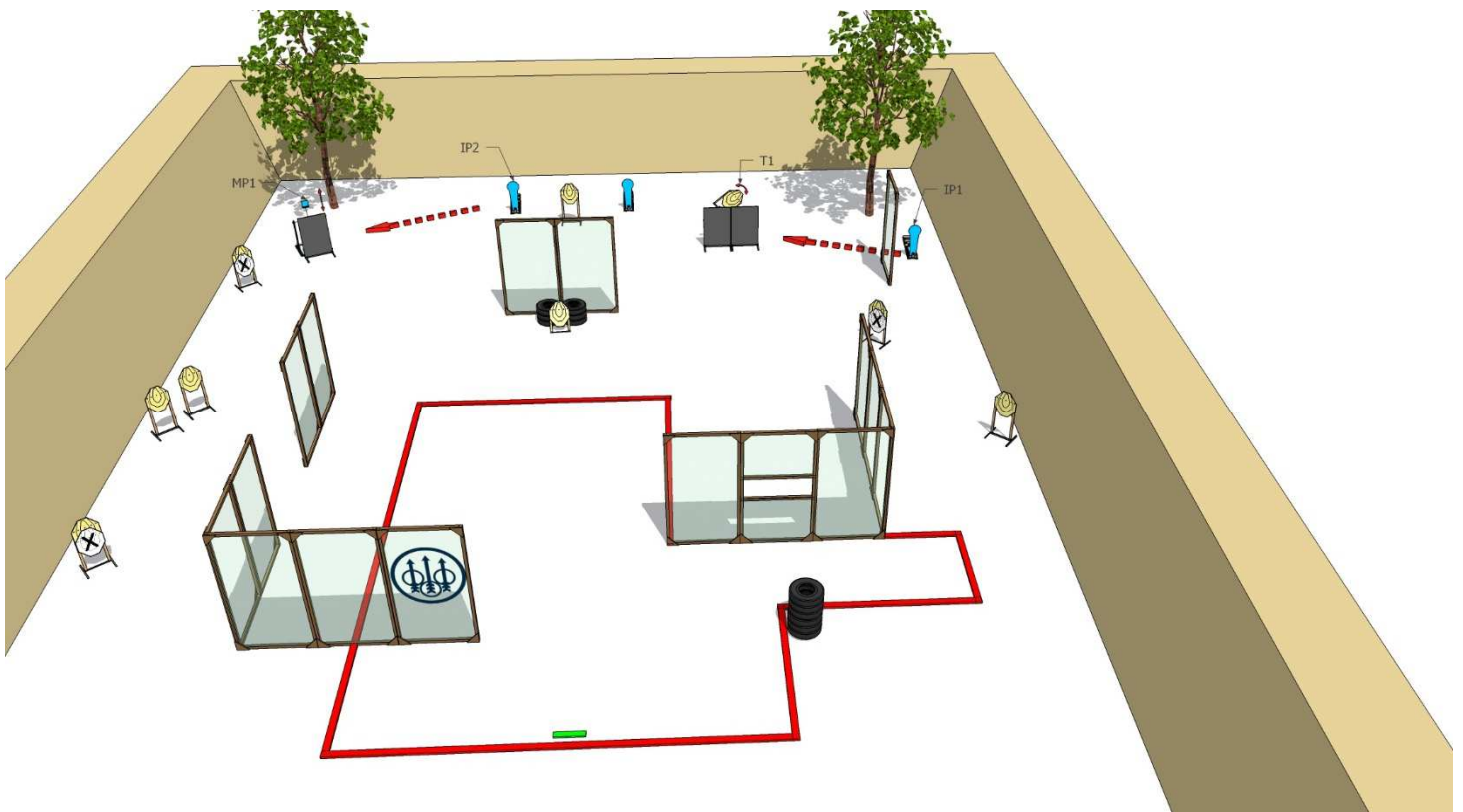
Stage 19

Targets:	10 IPSC Targets, 2 IPSC poppers
Number of rounds to be scored:	22
Start position:	Standing anywhere within designated area
Handgun Ready Condition:	
Time starts:	Audible
Procedure:	After start signal engage all the targets from designated area. IP1 activate target T1. All moving targets stays visible at end of their movement.
Safety angles:	90 degrees left/right and top of the backstop



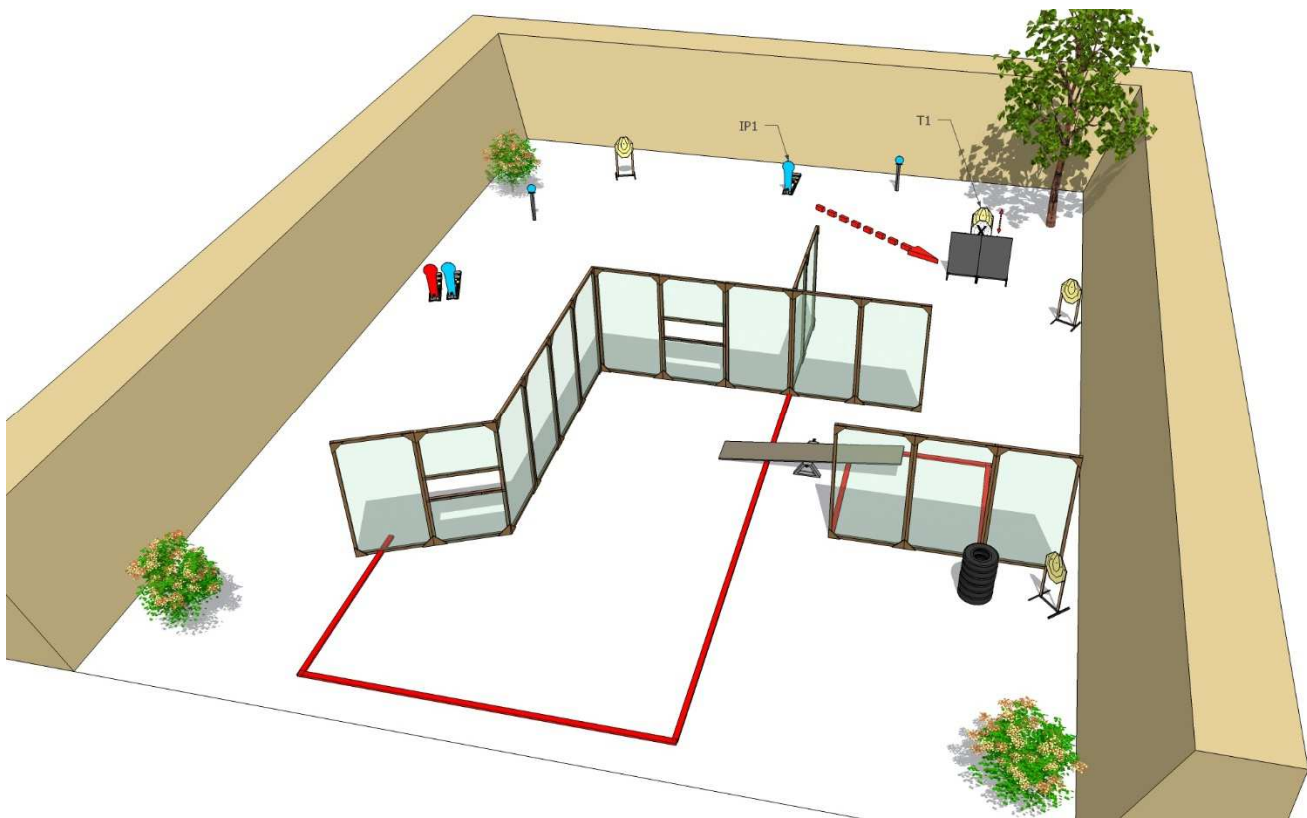
Stage 20

Targets:	9 IPSC Targets, 3 IPSC poppers, 1 IPSC metal plate
Number of rounds to be scored:	22
Start position:	Standing at marks as RO demonstrate
Handgun Ready Condition:	
Time starts:	Audible
Procedure:	After start signal engage all the targets from designated area. IP1 activate target T1. All moving targets stays visible at end of their movement
Safety angles:	90 degrees left/right and top of the backstop



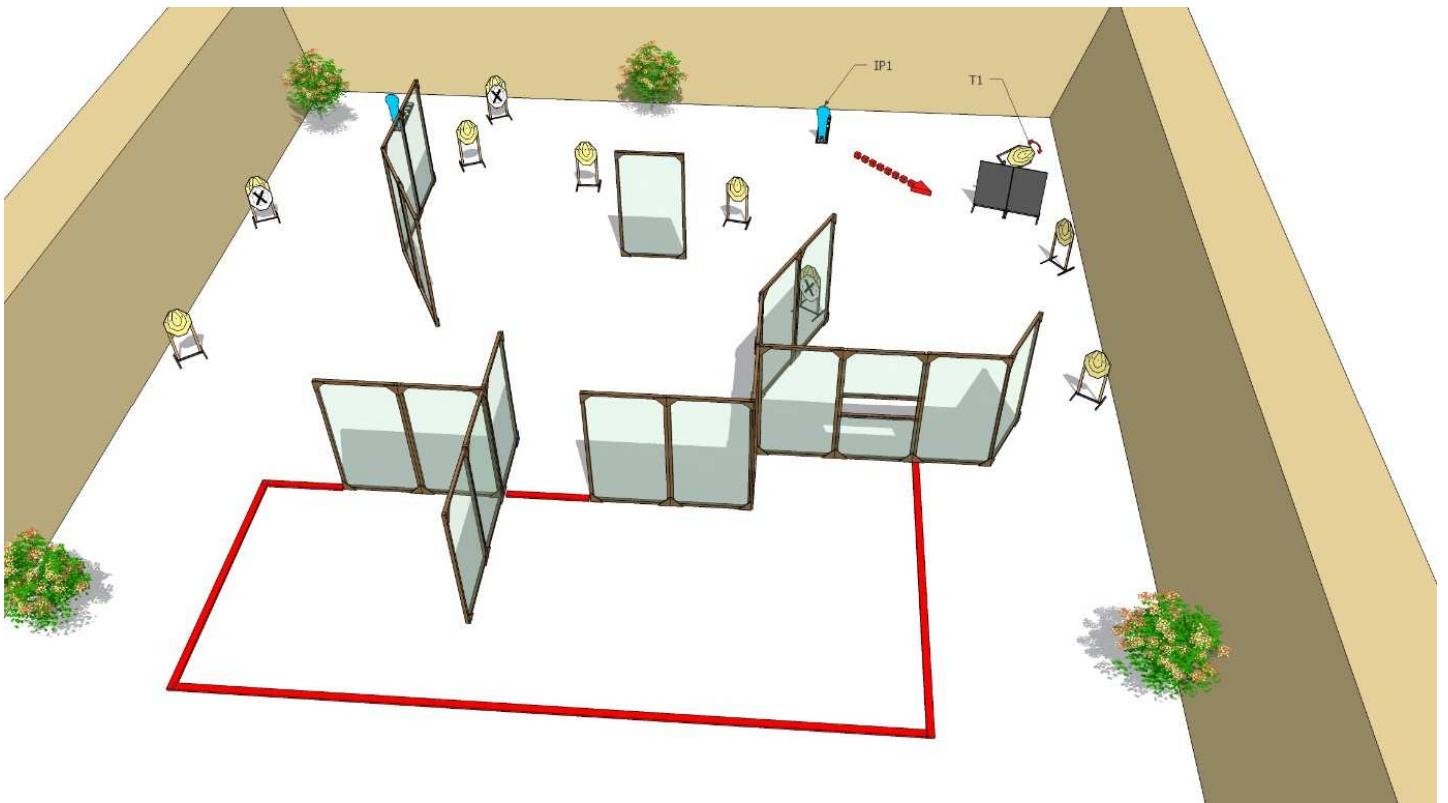
Stage 21

Targets:	4 IPSC Targets, 2 IPSC poppers, 2 IPSC metal plates
Number of rounds to be scored:	12
Start position:	Standing anywhere within designated area
Handgun Ready Condition:	
Time starts:	Audible
Procedure:	After start signal engage all the targets from designated area. IP1 activate target T1. All moving targets stays visible at end of their movement.
Safety angles:	90 degrees left/right and top of the backstop



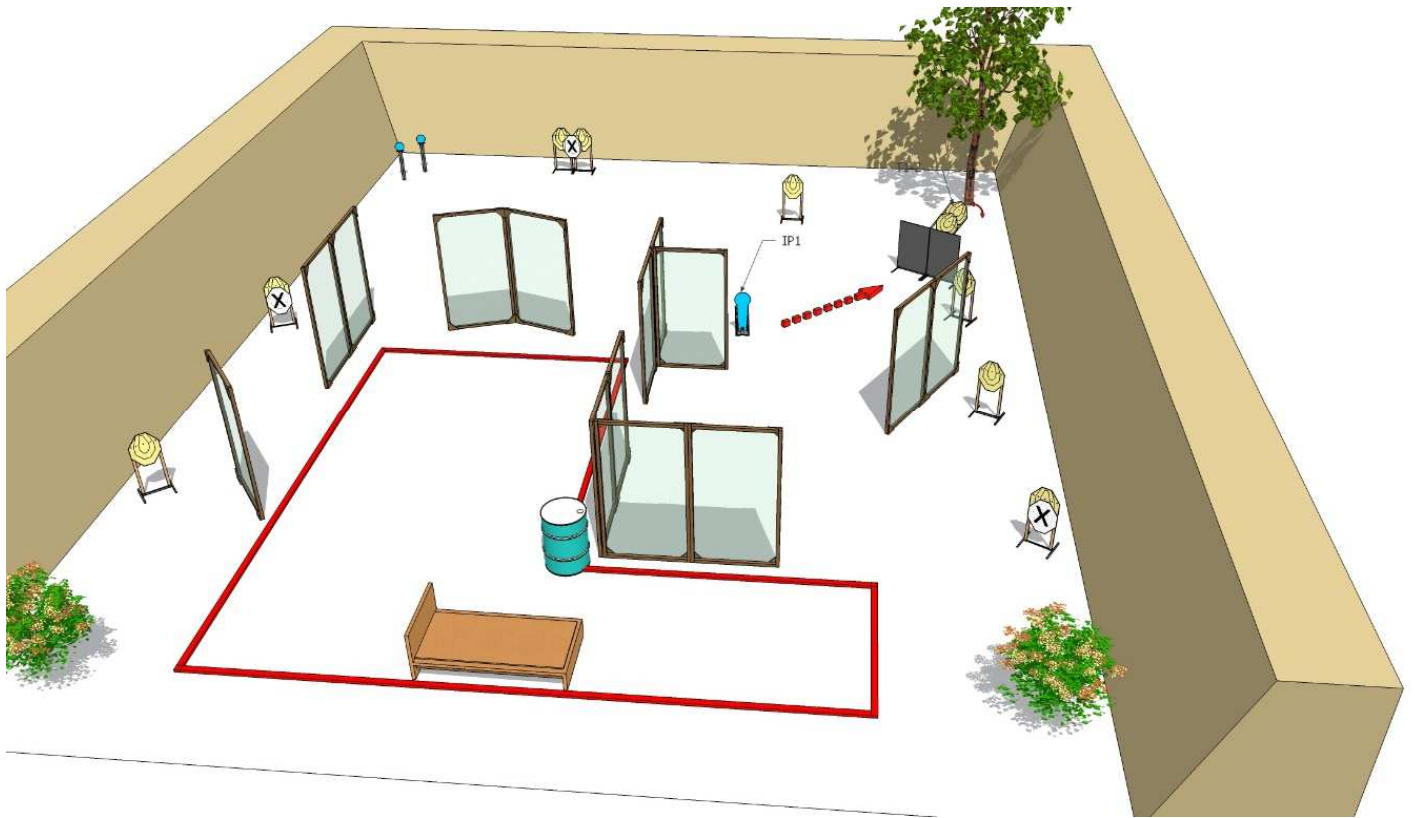
Stage 22

Targets:	10 IPSC Targets, 2 IPSC poppers
Number of rounds to be scored:	22
Start position:	Standing anywhere within designated area
Handgun Ready Condition:	
Time starts:	Audible
Procedure:	After start signal engage all the targets from designated area. IP1 activate target T1. All moving targets stays visible at end of their movement
Safety angles:	90 degrees left/right and top of the backstop



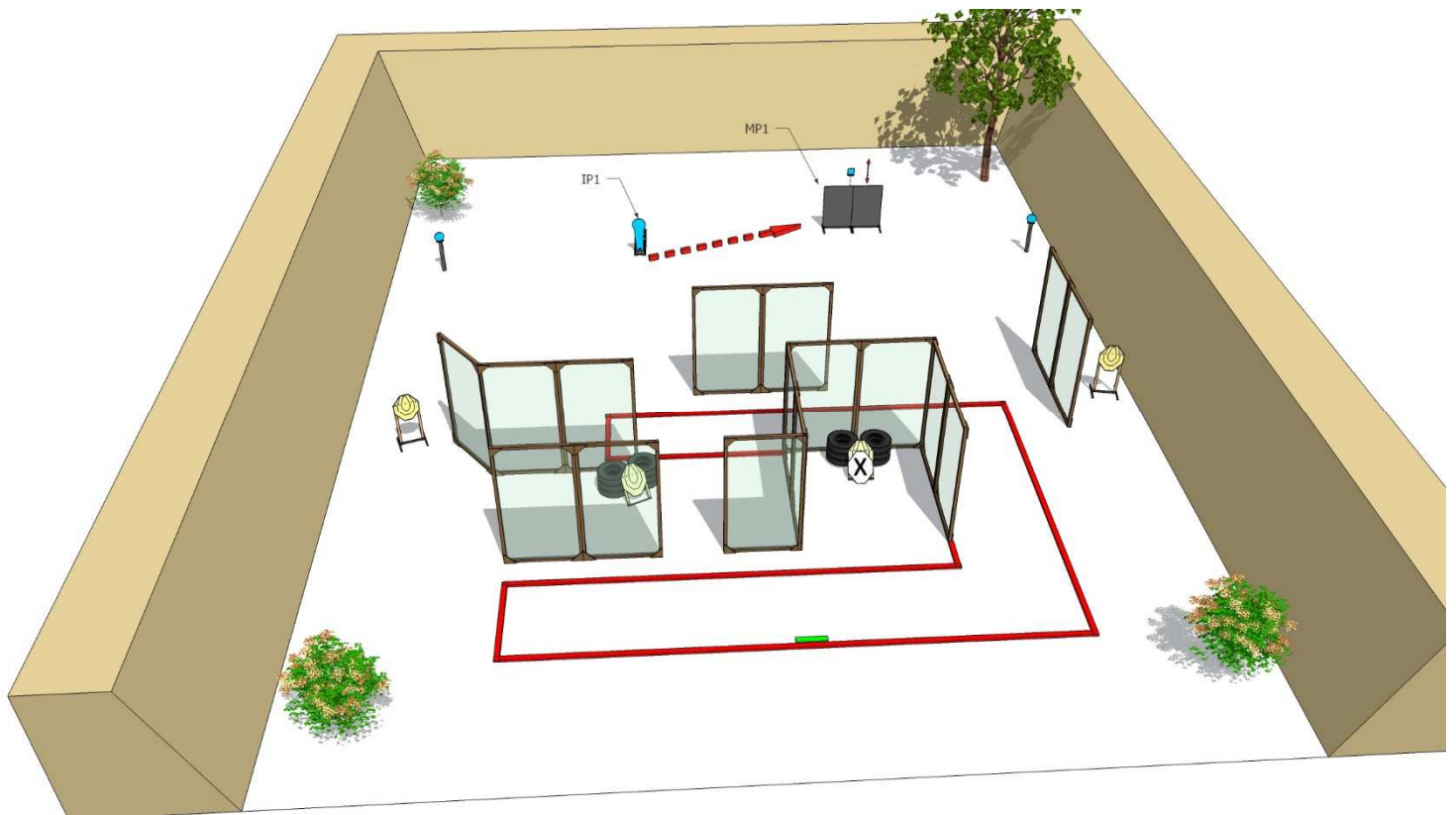
Stage 23

Targets:	10 IPSC Targets, 1 IPSC popper, 2 IPSC metal plates
Number of rounds to be scored:	23
Start position:	Lying on the bed as RO demonstrate
Handgun Ready Condition:	Lying on the barrel, magazine inserted, loaded.
Time starts:	Audible
Procedure:	After start signal engage all the targets from designated area. IP1 activate target T1-T2.
Safety angles:	90 degrees left/right and top of the backstop



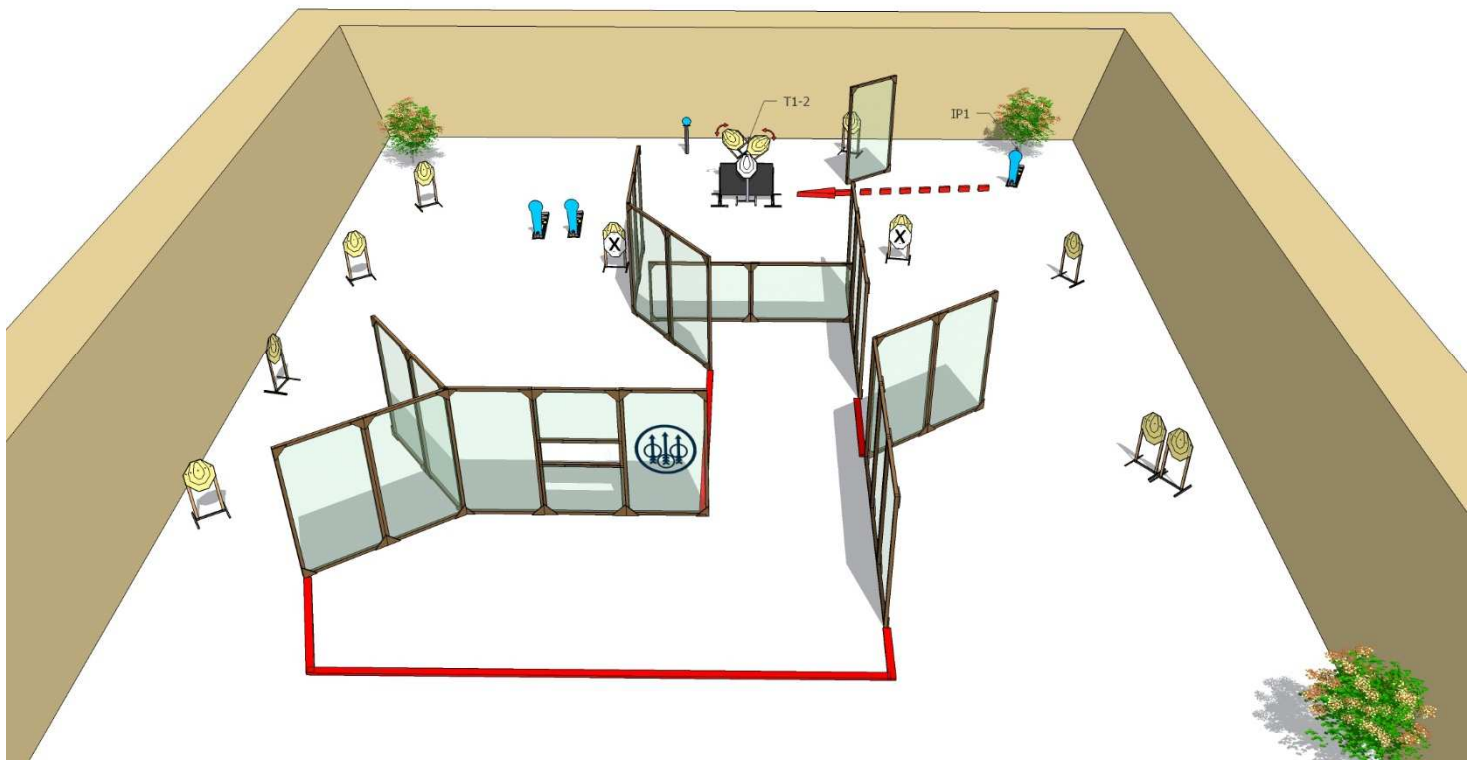
Stage 24

Targets:	4 IPSC Targets, 3 IPSC metal plates, 1 IPSC popper
Number of rounds to be scored:	12
Start position:	Standing at marks as RO demonstrate
Handgun Ready Condition:	
Time starts:	Audible
Procedure:	After start signal engage all the targets from designated area. IP1 activate target MP1. All moving targets stays visible at end of their movement
Safety angles:	90 degrees left/right and top of the backstop



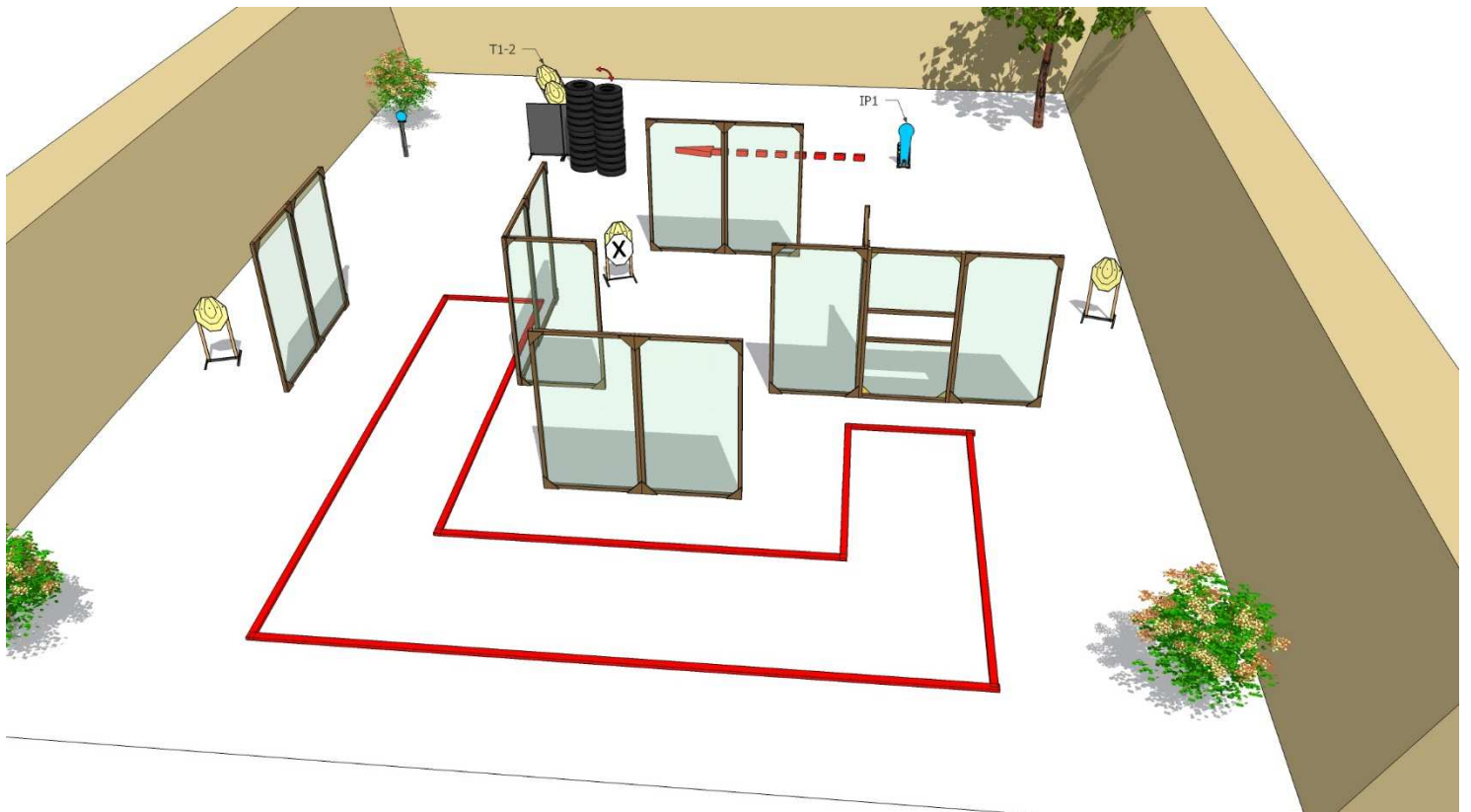
Stage 25

Targets:	12 IPSC Targets, 3 IPSC poppers, 1 IPSC metal plate
Number of rounds to be scored:	28
Start position:	Standing anywhere within designated area
Handgun Ready Condition:	
Time starts:	Audible
Procedure:	After start signal engage all the targets from designated area. IP1 activate target T1-T2.
Safety angles:	90 degrees left/right and top of the backstop



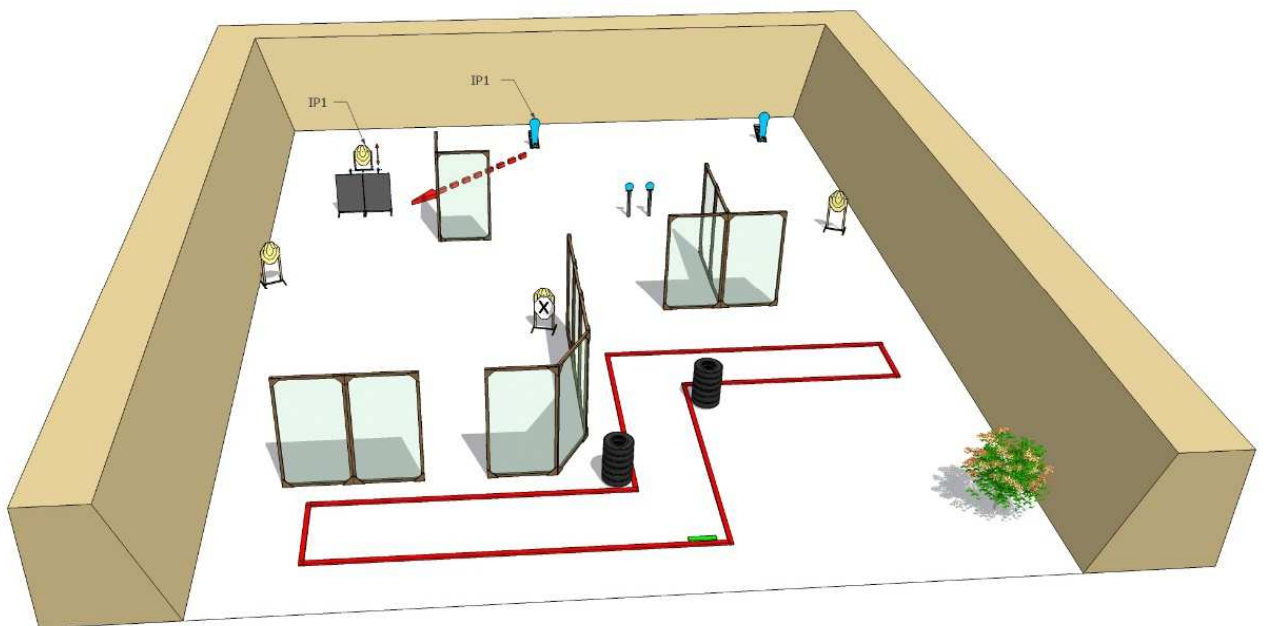
Stage 26

Targets:	5 IPSC Targets, 1 IPSC popper, 1 IPSC metal plate
Number of rounds to be scored:	12
Start position:	Standing anywhere within designated area
Handgun Ready Condition:	
Time starts:	Audible
Procedure:	After start signal engage all the targets from designated area. IP1 activate target T1-T2. All moving targets stays visible at end of their movement.
Safety angles:	90 degrees left/right and top of the backstop



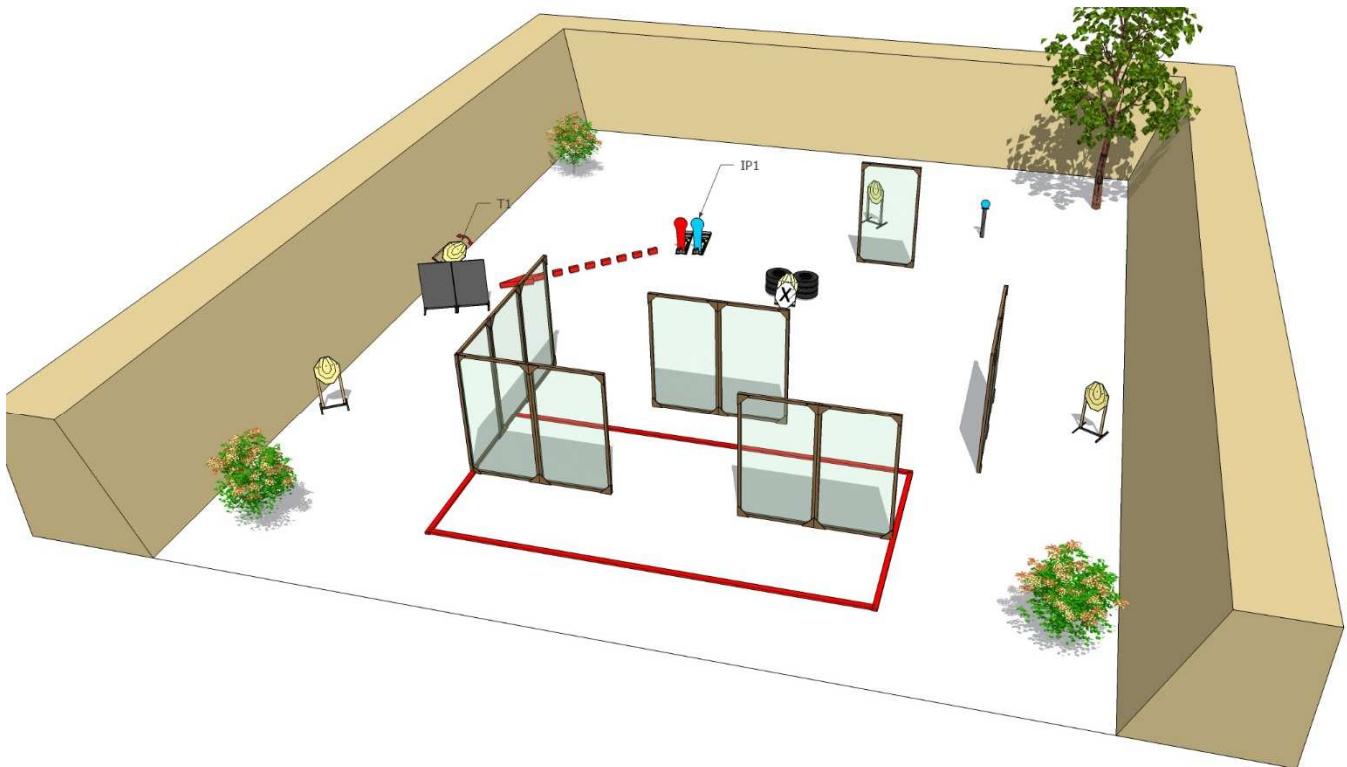
Stage 27

Targets:	4 IPSC Targets, 2 IPSC poppers, 2 IPSC metal plates
Number of rounds to be scored:	12
Start position:	Standing at marks as RO demonstrate
Handgun Ready Condition:	
Time starts:	Audible
Procedure:	After start signal engage all the targets from designated area. IP1 activate target T1. All moving targets stays visible at end of their movement
Safety angles:	90 degrees left/right and top of the backstop



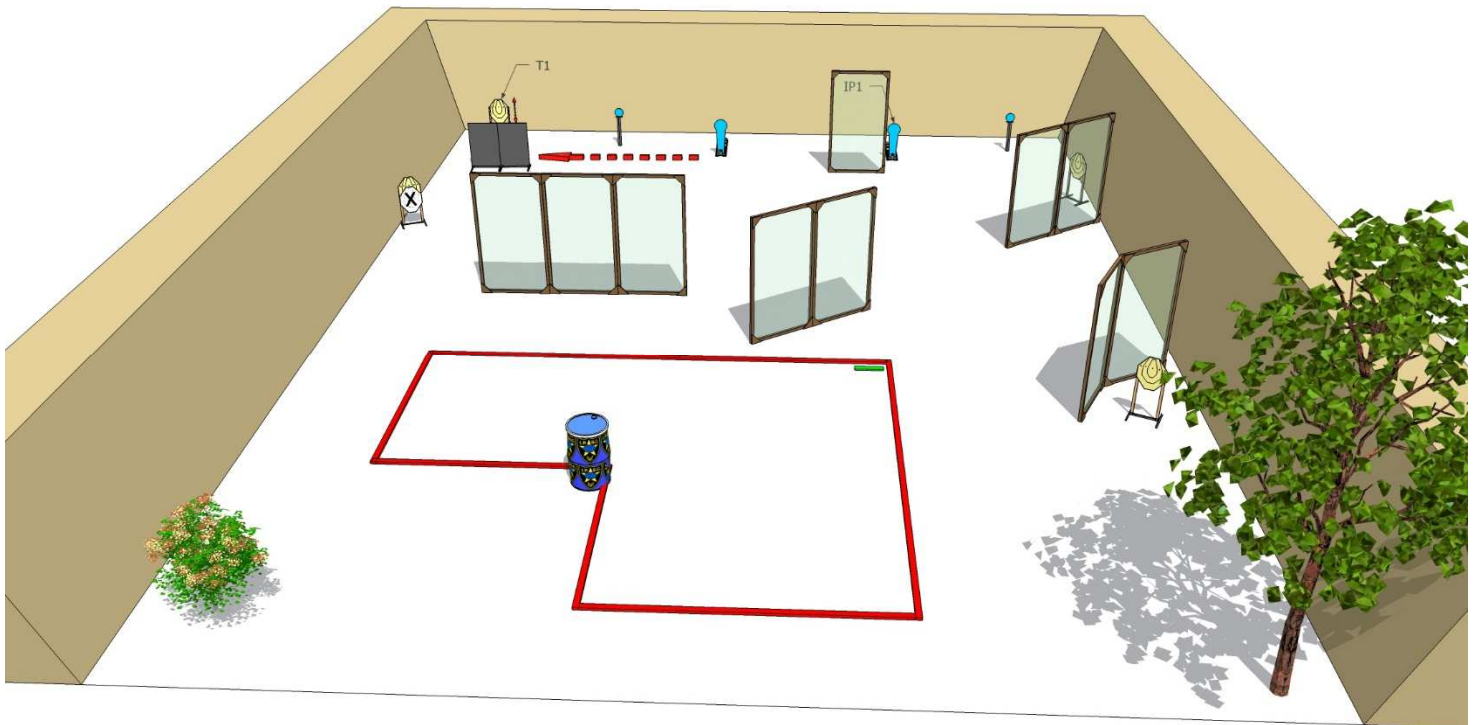
Stage 28

Targets:	5 IPSC Targets, 1 IPSC popper, 1 IPSC metal plate
Number of rounds to be scored:	12
Start position:	Standing anywhere within designated area
Handgun Ready Condition:	
Time starts:	Audible
Procedure:	After start signal engage all the targets from designated area. IP1 activate target T1. All moving targets stays visible at end of their movement.
Safety angles:	90 degrees left/right and top of the backstop



Stage 29

Targets:	4 IPSC Targets, 2 IPSC poppers, 2 IPSC metal plates
Number of rounds to be scored:	12
Start position:	Standing at marks as RO demonstrate
Handgun Ready Condition:	
Time starts:	Audible
Procedure:	After start signal engage all the targets from designated area. IP1 activate target T1. All moving targets stays visible at end of their movement.
Safety angles:	90 degrees left/right and top of the backstop



Stage 30

Targets:	5 IPSC Targets, 2 IPSC poppers
Number of rounds to be scored:	12
Start position:	Standing at marks as RO demonstrate
Handgun Ready Condition:	
Time starts:	Audible
Procedure:	After start signal engage all the targets from designated area. IP1 activate target T1-T2.
Safety angles:	90 degrees left/right and top of the backstop

