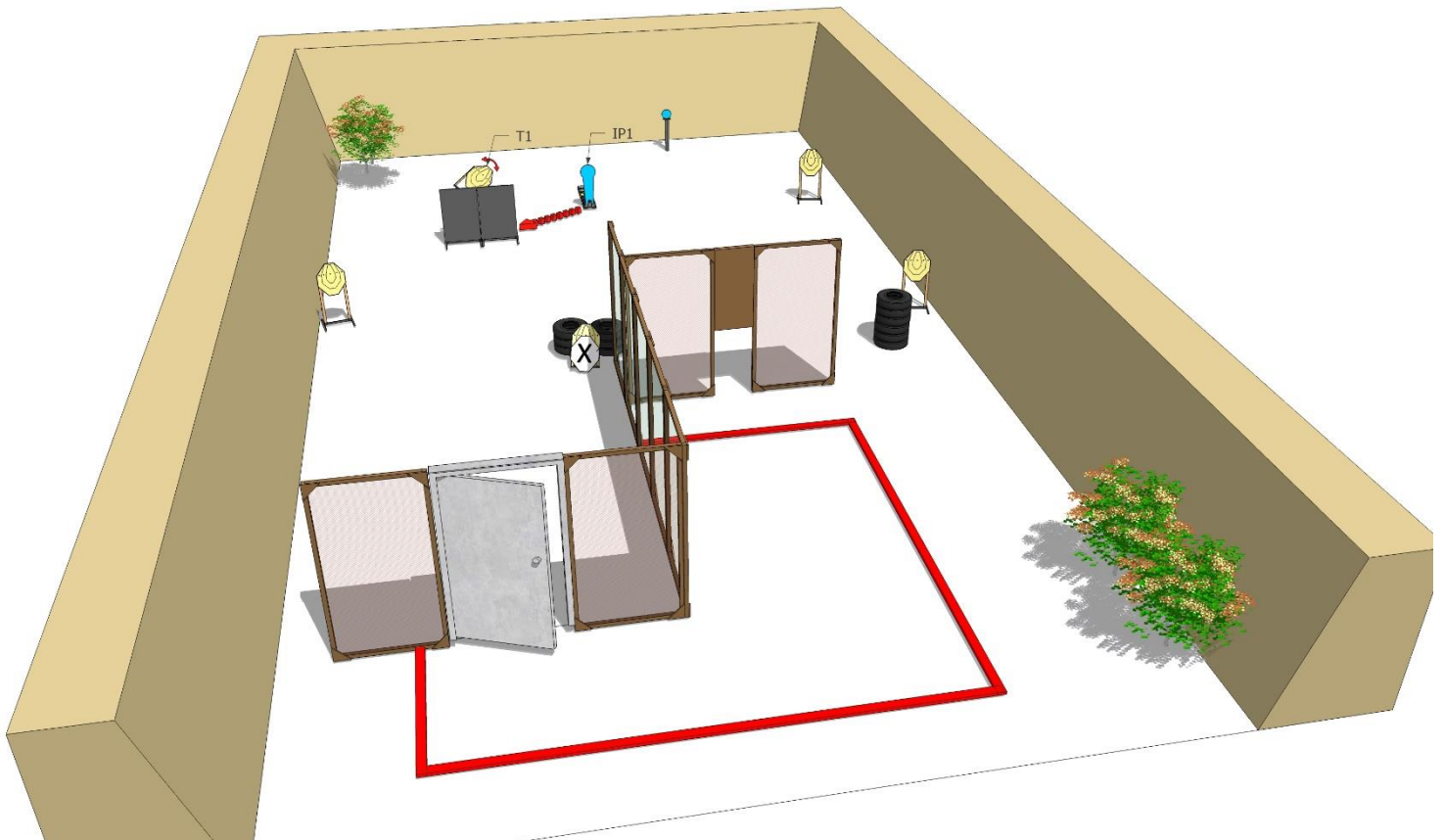


EXTREME SLOVAKIA CHALLENGE – PCC

Stage 1

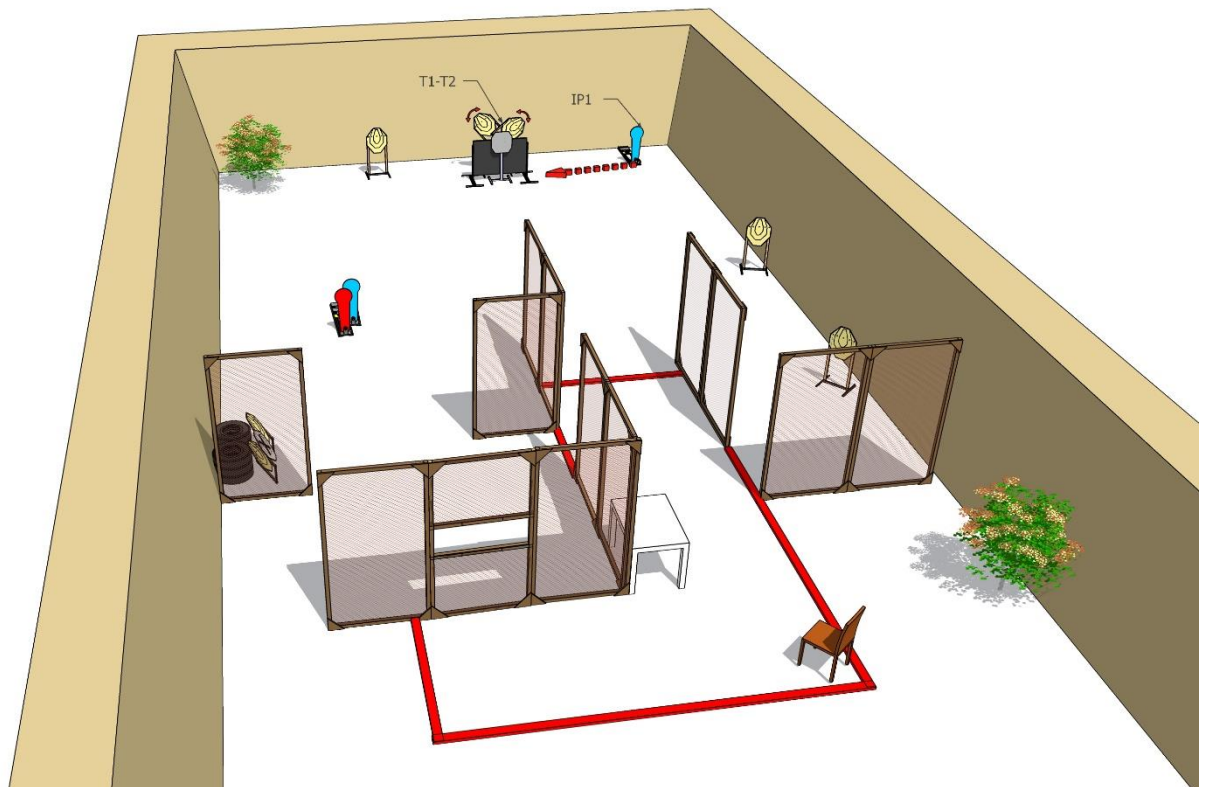
Targets:	5 IPSC Targets, 1 IPSC Popper, 1 IPSC Metal plate
Minimum number of rounds:	12
Start position:	Standing erect anywhere within designated area, with the firearm in the ready condition, held in both hands, stock touching the competitor at hip level, barrel parallel to the ground, trigger guard downwards, muzzle pointing downrange with the fingers outside the trigger guard.
The Firearm Ready Condition:	Loaded (Option 1): magazine filled and fitted (if applicable), chamber loaded, hammer and/or sear cocked and safety catch applied
Time starts:	Audible
Procedure:	After start signal engage all the targets from designated area. IP1 activate target T1.
Safety angles:	90 degrees left/right and top of the backstop



EXTREME SLOVAKIA CHALLENGE – PCC

Stage 2

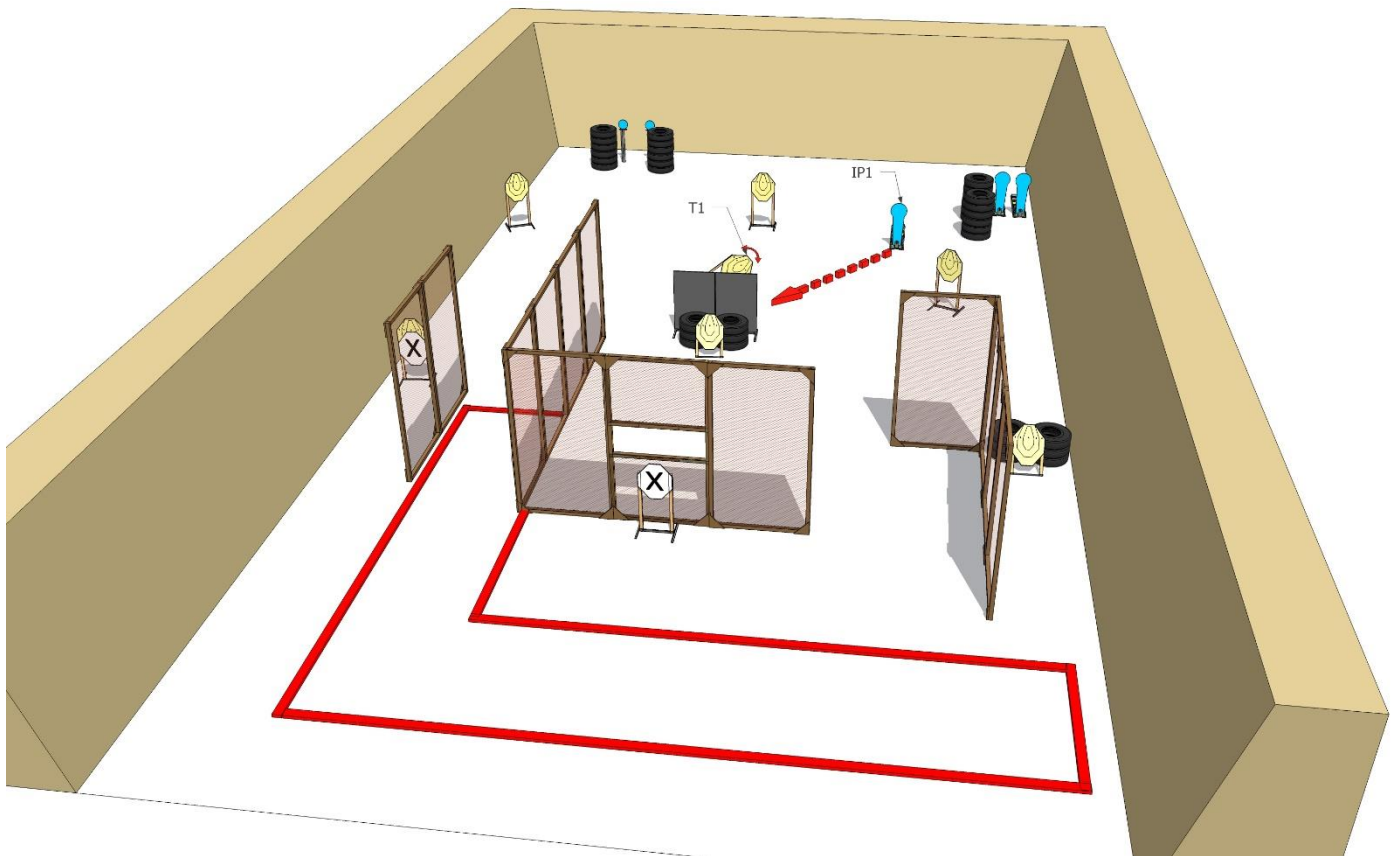
Targets:	7 IPSC Targets, 2 IPSC poppers
Minimum number of rounds:	16
Start position:	Sitting on a chair as demonstrated
The Firearm Ready Condition:	Lying on the table, Loaded (Option 1): magazine filled and fitted (if applicable), chamber loaded, hammer and/or sear cocked and safety catch applied
Time starts:	Audible
Procedure:	After start signal engage all the targets from designated area. IP1 activate target T1 and T2. All moving targets stays visible at end of their movement
Safety angles:	90 degrees left/right and top of the backstop



EXTREME SLOVAKIA CHALLENGE – PCC

Stage 3

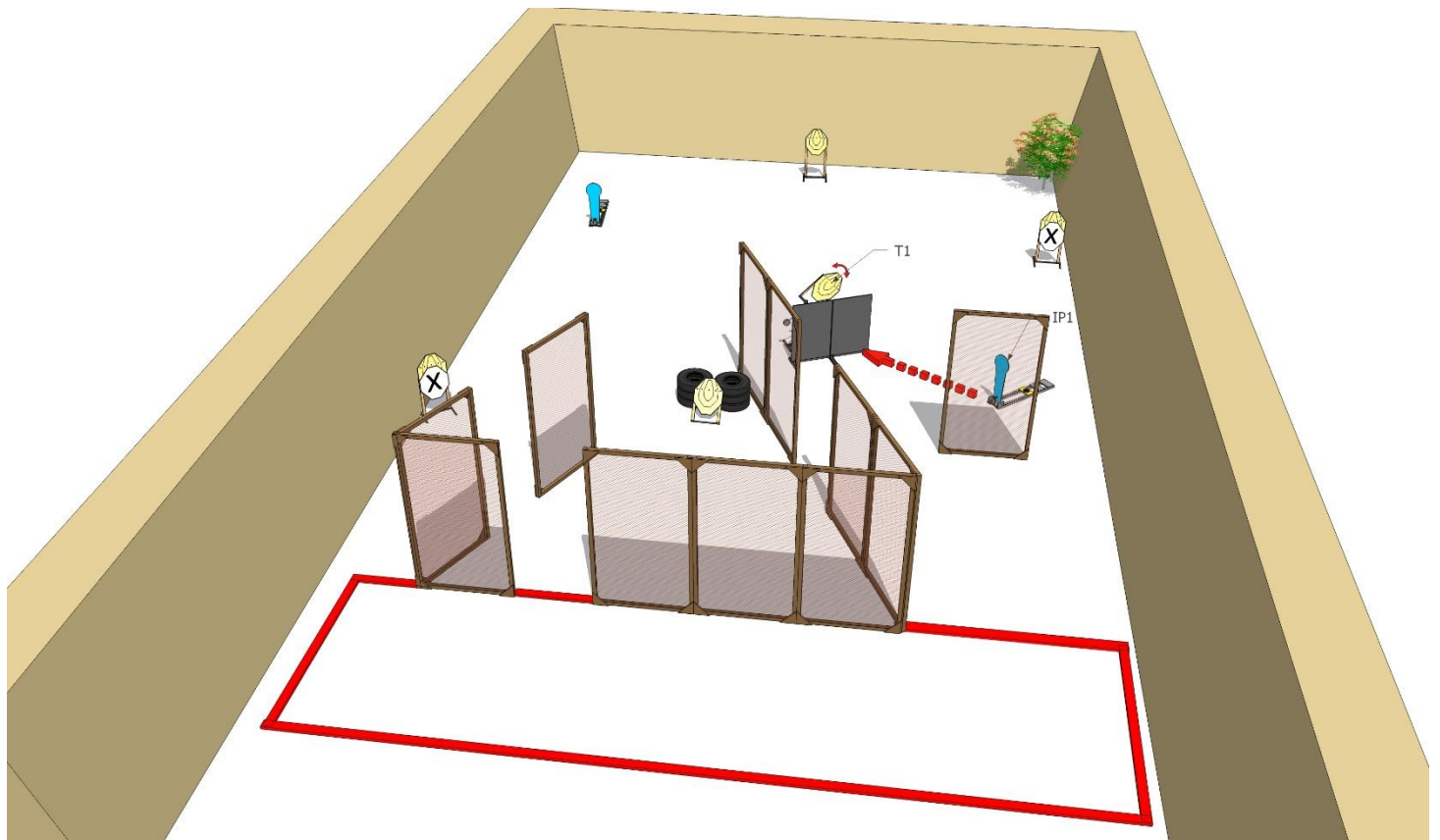
Targets:	7 IPSC Targets, 3 IPSC poppers, 2 IPSC metal plates
Minimum number of rounds:	19
Start position:	Standing erect anywhere within designated area, with the firearm in the ready condition, held in both hands, stock touching the competitor at hip level, barrel parallel to the ground, trigger guard downwards, muzzle pointing downrange with the fingers outside the trigger guard.
The Firearm Ready Condition:	Loaded (Option 1): magazine filled and fitted (if applicable), chamber loaded, hammer and/or sear cocked and safety catch applied
Time starts:	Audible
Procedure:	After start signal engage all the targets from designated area. IP1 activate target T1. All moving targets stays visible at end of their movement
Safety angles:	90 degrees left/right and top of the backstop



EXTREME SLOVAKIA CHALLENGE – PCC

Stage 4

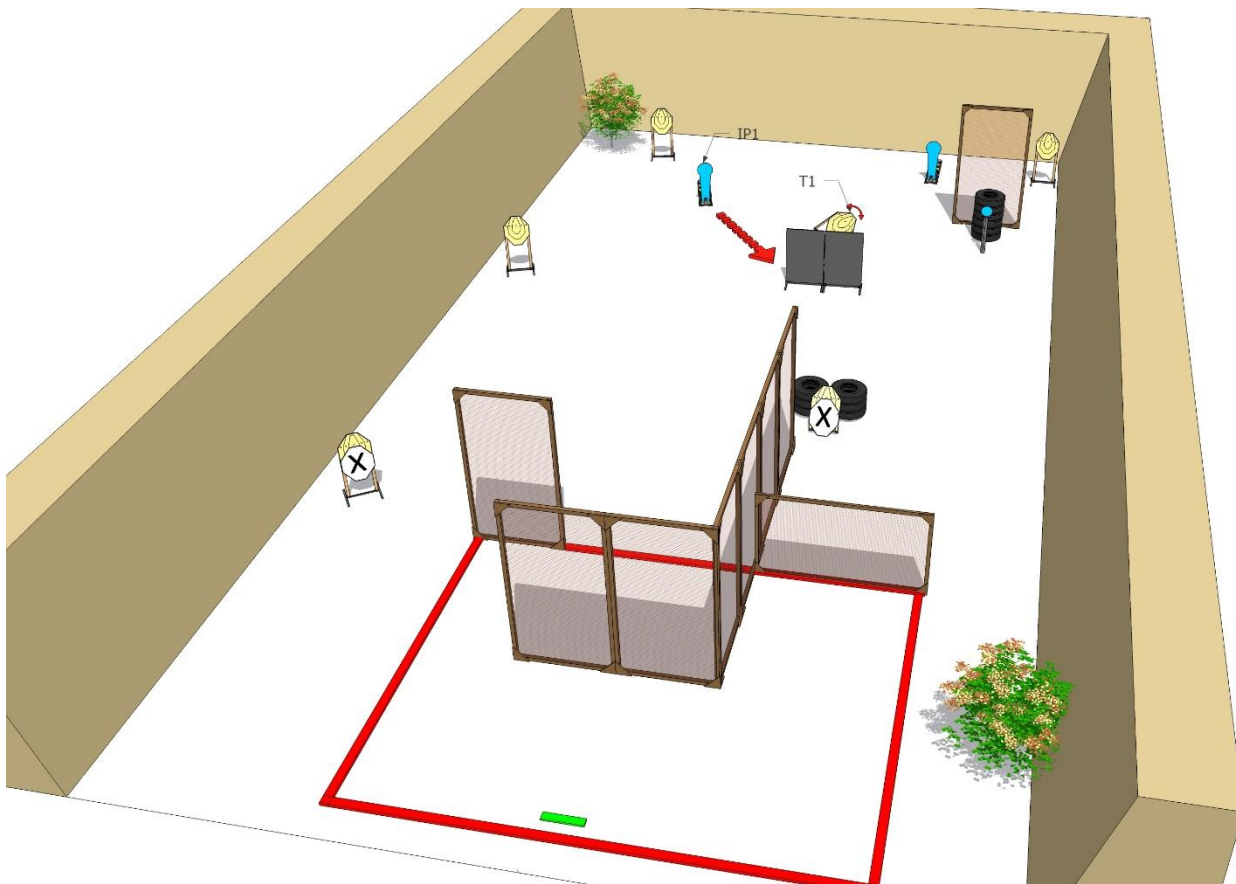
Targets:	5 IPSC Targets, 2 IPSC poppers
Minimum number of rounds:	12
Start position:	Standing erect anywhere within designated area, with the firearm in the ready condition, held in both hands, stock touching the competitor at hip level, barrel parallel to the ground, trigger guard downwards, muzzle pointing downrange with the fingers outside the trigger guard.
The Firearm Ready Condition:	Loaded (Option 1): magazine filled and fitted (if applicable), chamber loaded, hammer and/or sear cocked and safety catch applied
Time starts:	Audible
Procedure:	After start signal engage all the targets from designated area. IP1 activate target T1.
Safety angles:	90 degrees left/right and top of the backstop



EXTREME SLOVAKIA CHALLENGE – PCC

Stage 5

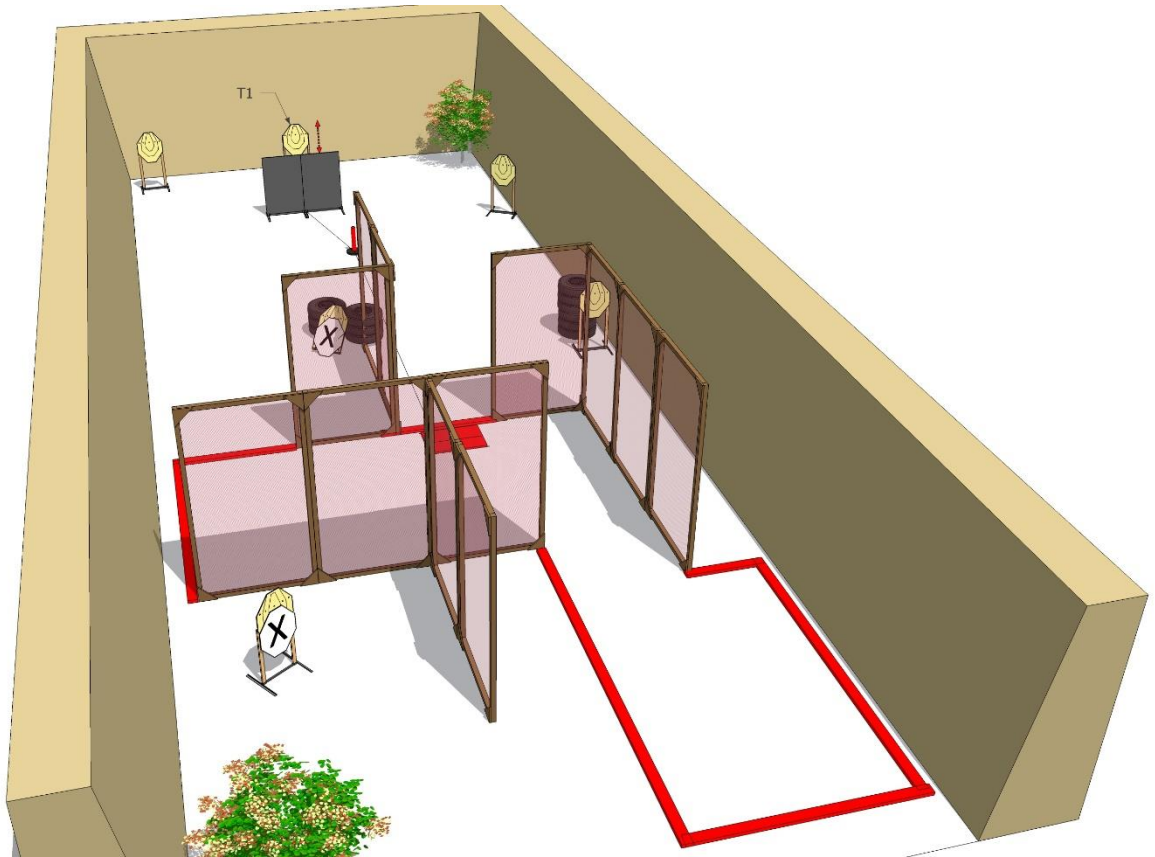
Targets:	6 IPSC Targets, 2 IPSC poppers, 1 IPSC metal plate
Minimum number of rounds:	15
Start position:	Standing erect at marks, with the firearm in the ready condition, held in both hands, stock touching the competitor at hip level, barrel parallel to the ground, trigger guard downwards, muzzle pointing downrange with the fingers outside the trigger guard.
The Firearm Ready Condition:	Loaded (Option 1): magazine filled and fitted (if applicable), chamber loaded, hammer and/or sear cocked and safety catch applied
Time starts:	Audible
Procedure:	After start signal engage all the targets from designated area. IP1 activate target T1. All moving targets stays visible at end of their movement
Safety angles:	90 degrees left/right and top of the backstop



EXTREME SLOVAKIA CHALLENGE – PCC

Stage 6

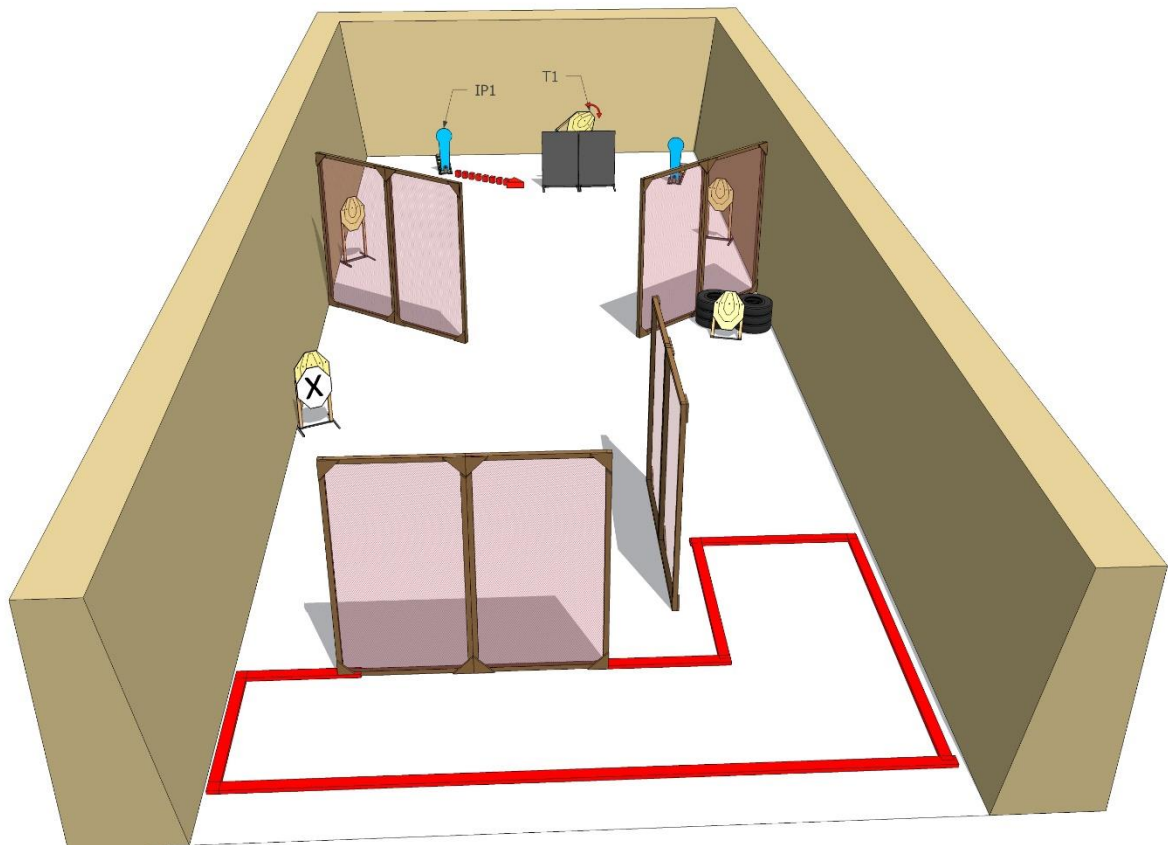
Targets:	6 IPSC Targets
Minimum number of rounds:	12
Start position:	Standing erect anywhere within designated area, with the firearm in the ready condition, held in both hands, stock touching the competitor at hip level, barrel parallel to the ground, trigger guard downwards, muzzle pointing downrange with the fingers outside the trigger guard.
The Firearm Ready Condition:	Loaded (Option 1): magazine filled and fitted (if applicable), chamber loaded, hammer and/or sear cocked and safety catch applied
Time starts:	Audible
Procedure:	After start signal engage all the targets from designated area. Platform activate target T1. All moving targets stays visible at end of their movement.
Safety angles:	90 degrees left/right and top of the backstop



EXTREME SLOVAKIA CHALLENGE – PCC

Stage 7

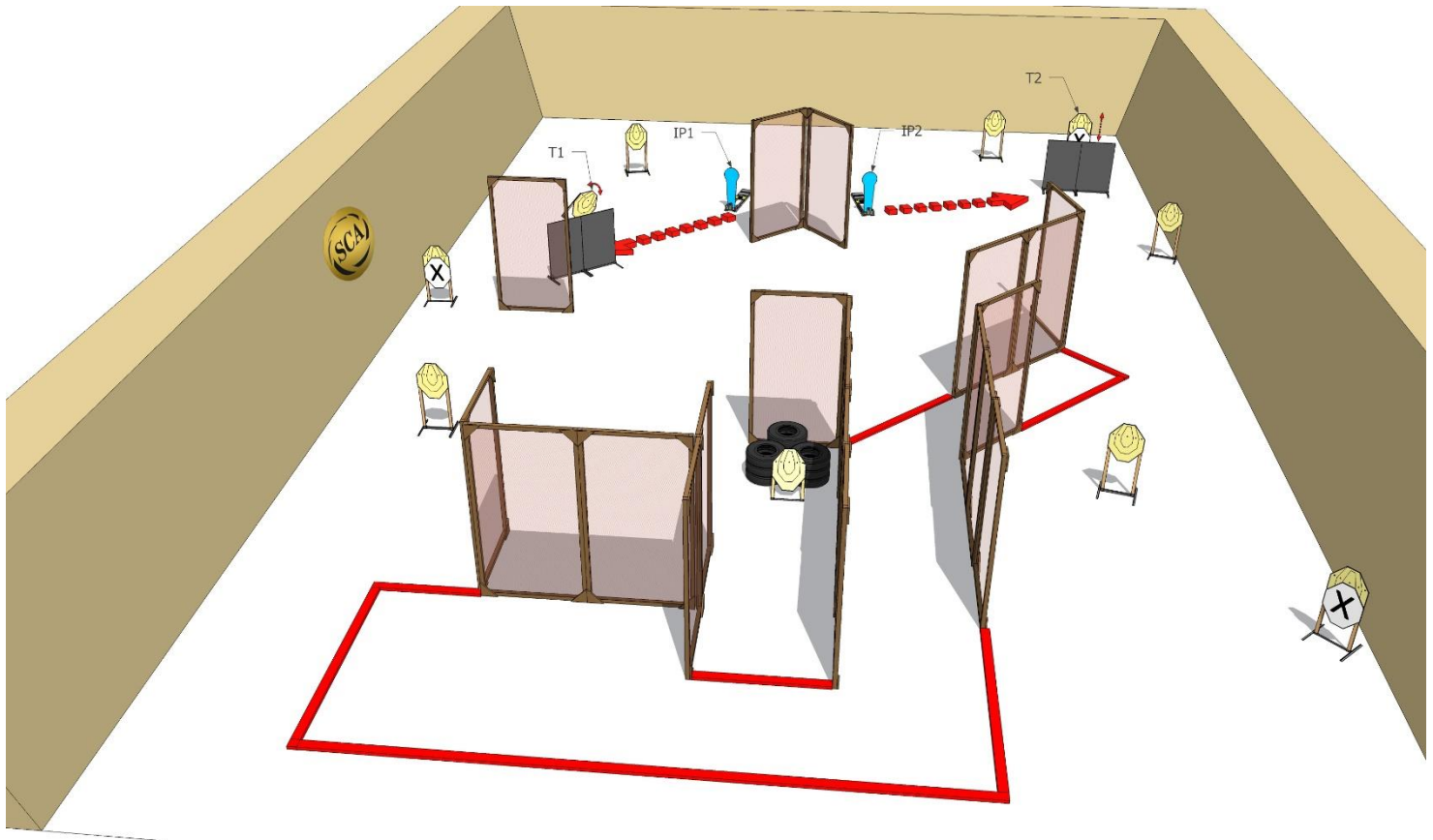
Targets:	5 IPSC Targets, 2 IPSC poppers
Minimum number of rounds:	12
Start position:	Standing erect anywhere within designated area, with the firearm in the ready condition, held in both hands, stock touching the competitor at hip level, barrel parallel to the ground, trigger guard downwards, muzzle pointing downrange with the fingers outside the trigger guard.
The Firearm Ready Condition:	Loaded (Option 1): magazine filled and fitted (if applicable), chamber loaded, hammer and/or sear cocked and safety catch applied
Time starts:	Audible
Procedure:	After start signal engage all the targets from designated area. IP1 activate target T1. All moving targets stays visible at end of their movement
Safety angles:	90 degrees left/right and top of the backstop



EXTREME SLOVAKIA CHALLENGE – PCC

Stage 8

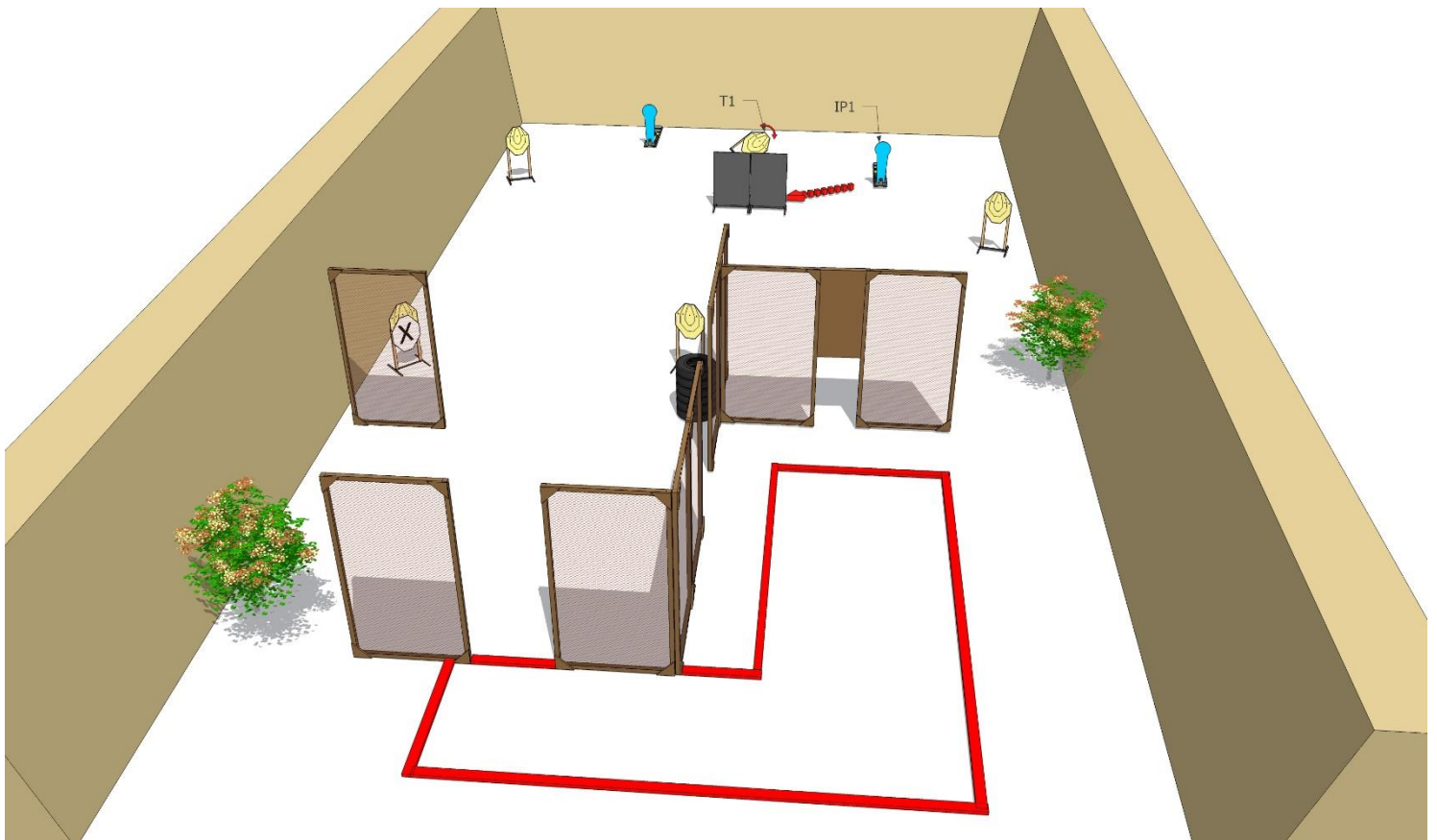
Targets:	10 IPSC Targets, 2 IPSC Poppers
Minimum number of rounds:	22
Start position:	Standing erect anywhere within designated area, with the firearm in the ready condition, held in both hands, stock touching the competitor at hip level, barrel parallel to the ground, trigger guard downwards, muzzle pointing downrange with the fingers outside the trigger guard.
The Firearm Ready Condition:	Loaded (Option 1): magazine filled and fitted (if applicable), chamber loaded, hammer and/or sear cocked and safety catch applied
Time starts:	Audible
Procedure:	After start signal engage all the targets from designated area. IP1 activate target T1, IP2 activate T2. All moving targets stays visible at end of their movement
Safety angles:	90 degrees left/right and top of the backstop



EXTREME SLOVAKIA CHALLENGE – PCC

Stage 9

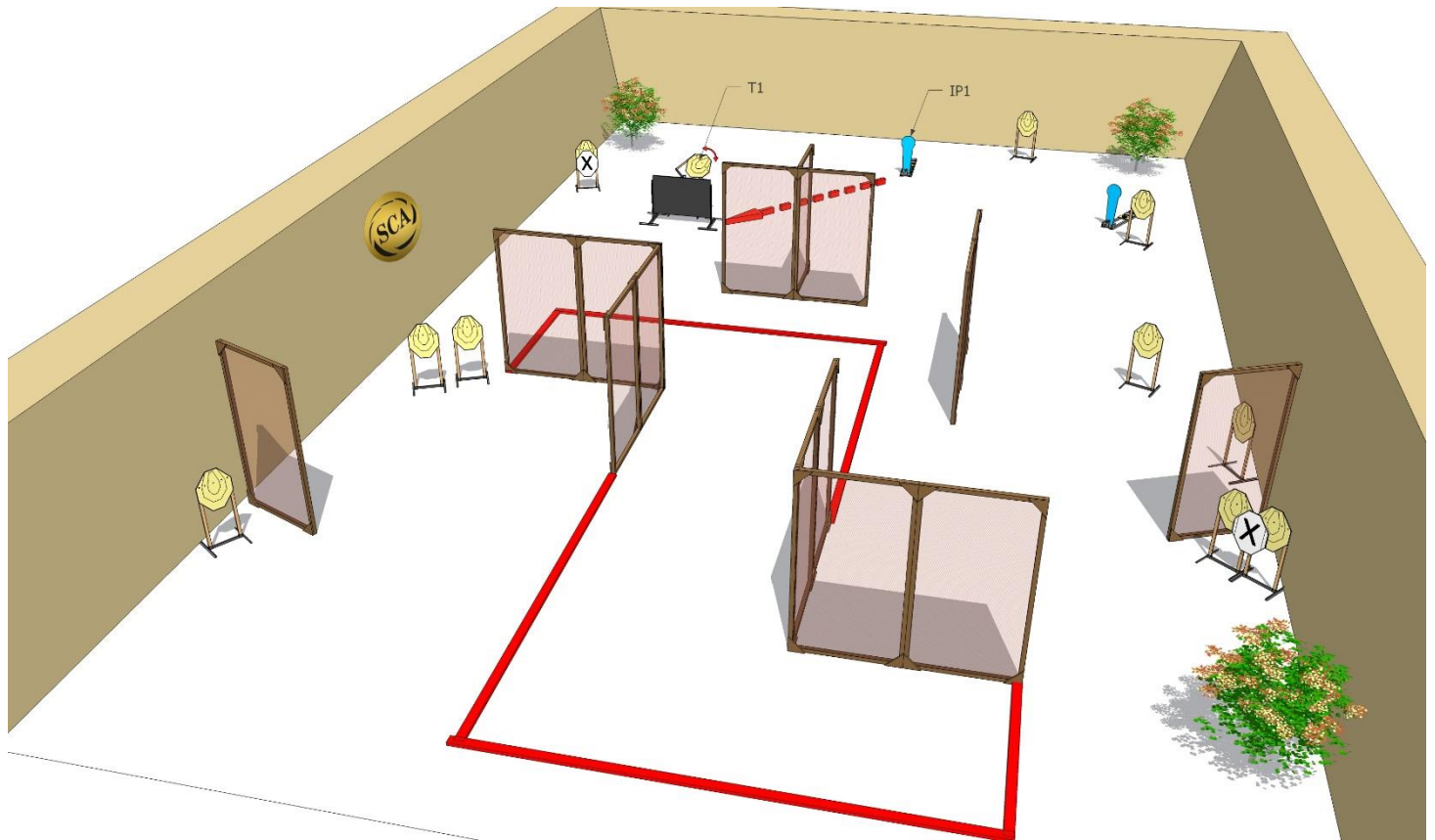
Targets:	5 IPSC Targets, 2 IPSC poppers
Minimum number of rounds:	12
Start position:	Standing erect anywhere within designated area, with the firearm in the ready condition, held in both hands, stock touching the competitor at hip level, barrel parallel to the ground, trigger guard downwards, muzzle pointing downrange with the fingers outside the trigger guard.
The Firearm Ready Condition:	Loaded (Option 1): magazine filled and fitted (if applicable), chamber loaded, hammer and/or sear cocked and safety catch applied
Time starts:	Audible
Procedure:	After start signal engage all the targets from designated area. IP1 activate target T1. All moving targets stays visible at end of their movement
Safety angles:	90 degrees left/right and top of the backstop



EXTREME SLOVAKIA CHALLENGE – PCC

Stage 10

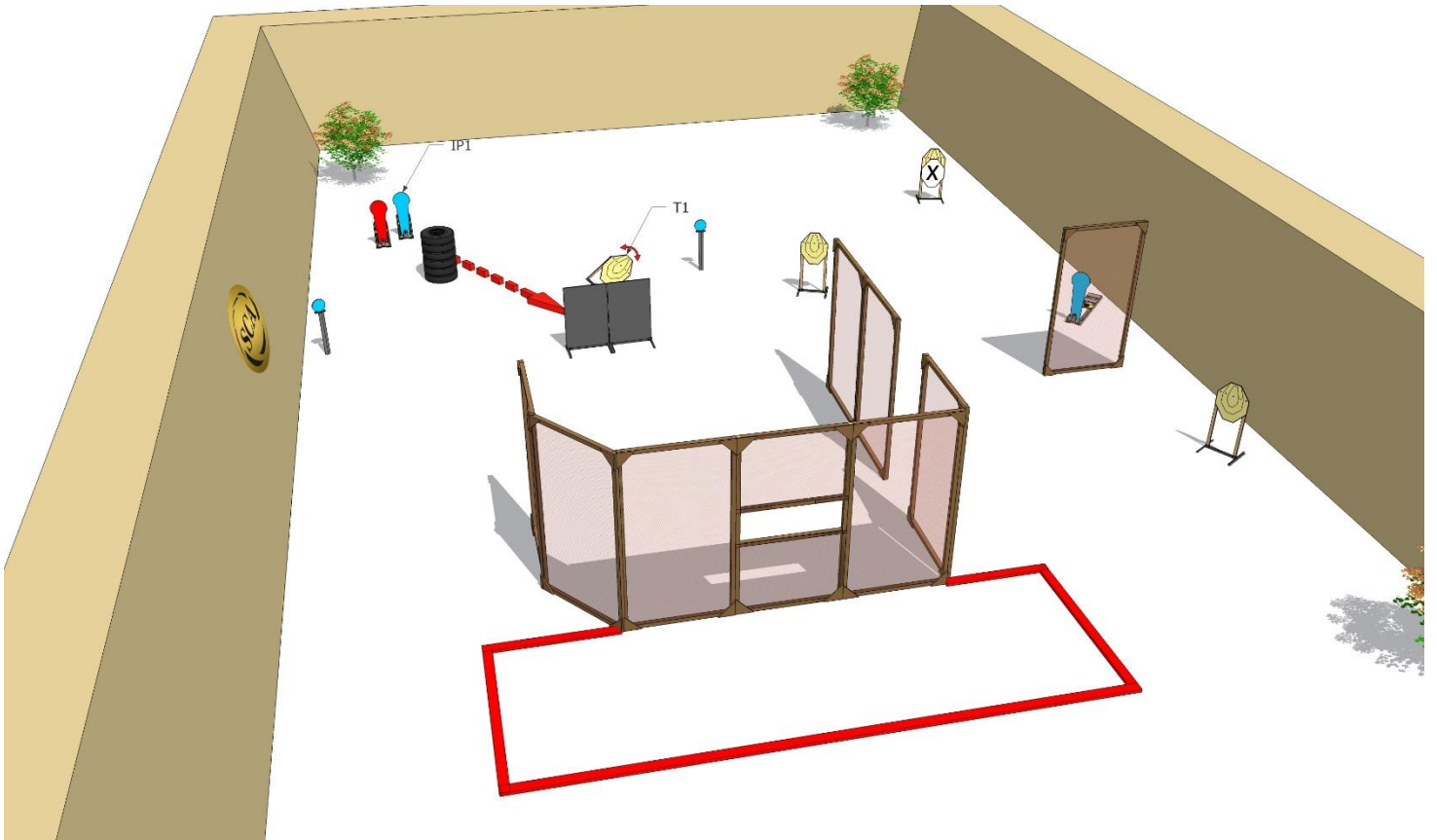
Targets:	11 IPSC Targets, 2 IPSC poppers
Minimum number of rounds:	24
Start position:	Standing erect anywhere within designated area, with the firearm in the ready condition, held in both hands, stock touching the competitor at hip level, barrel parallel to the ground, trigger guard downwards, muzzle pointing downrange with the fingers outside the trigger guard.
The Firearm Ready Condition:	Loaded (Option 1): magazine filled and fitted (if applicable), chamber loaded, hammer and/or sear cocked and safety catch applied
Time starts:	Audible
Procedure:	After start signal engage all the targets from designated area. IP1 activate target T1.
Safety angles:	90 degrees left/right and top of the backstop



EXTREME SLOVAKIA CHALLENGE – PCC

Stage 11

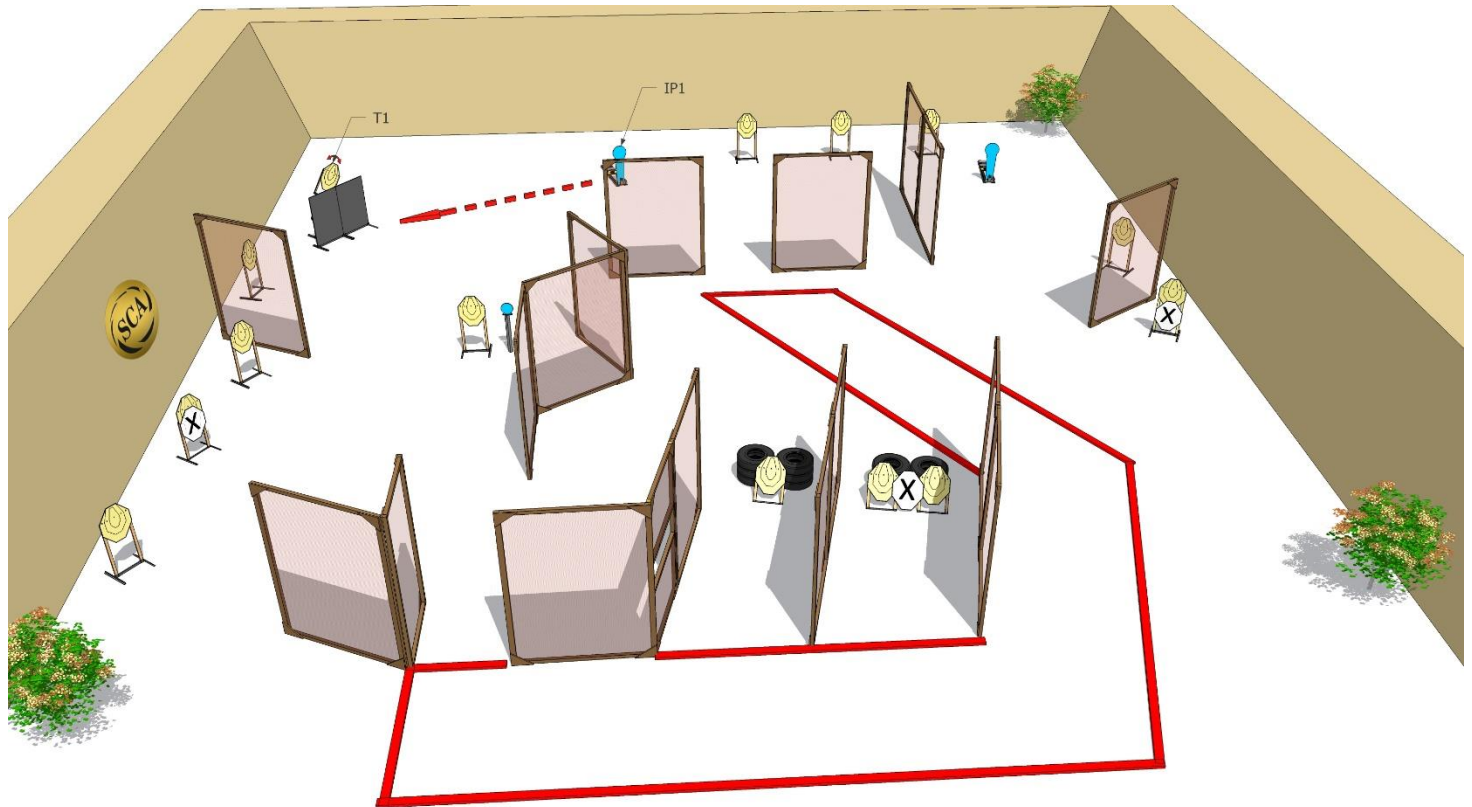
Targets:	4 IPSC Targets, 2 IPSC poppers, 2 IPSC metal plates
Minimum number of rounds:	12
Start position:	Standing erect anywhere within designated area, with the firearm in the ready condition, held in both hands, stock touching the competitor at hip level, barrel parallel to the ground, trigger guard downwards, muzzle pointing downrange with the fingers outside the trigger guard.
The Firearm Ready Condition:	Loaded (Option 1): magazine filled and fitted (if applicable), chamber loaded, hammer and/or sear cocked and safety catch applied
Time starts:	Audible
Procedure:	After start signal engage all the targets from designated area. IP1 activate target T1.
Safety angles:	90 degrees left/right and top of the backstop



EXTREME SLOVAKIA CHALLENGE – PCC

Stage 12

Targets:	14 IPSC Targets, 1 IPSC metal plate, 2 IPSC poppers
Minimum number of rounds:	31
Start position:	Standing erect anywhere within designated area, with the firearm in the ready condition, held in both hands, stock touching the competitor at hip level, barrel parallel to the ground, trigger guard downwards, muzzle pointing downrange with the fingers outside the trigger guard.
The Firearm Ready Condition:	Loaded (Option 1): magazine filled and fitted (if applicable), chamber loaded, hammer and/or sear cocked and safety catch applied
Time starts:	Audible
Procedure:	After start signal engage all the targets from designated area. IP1 activate target T1.
Safety angles:	90 degrees left/right and top of the backstop



EXTREME SLOVAKIA CHALLENGE – PCC

Stage 13

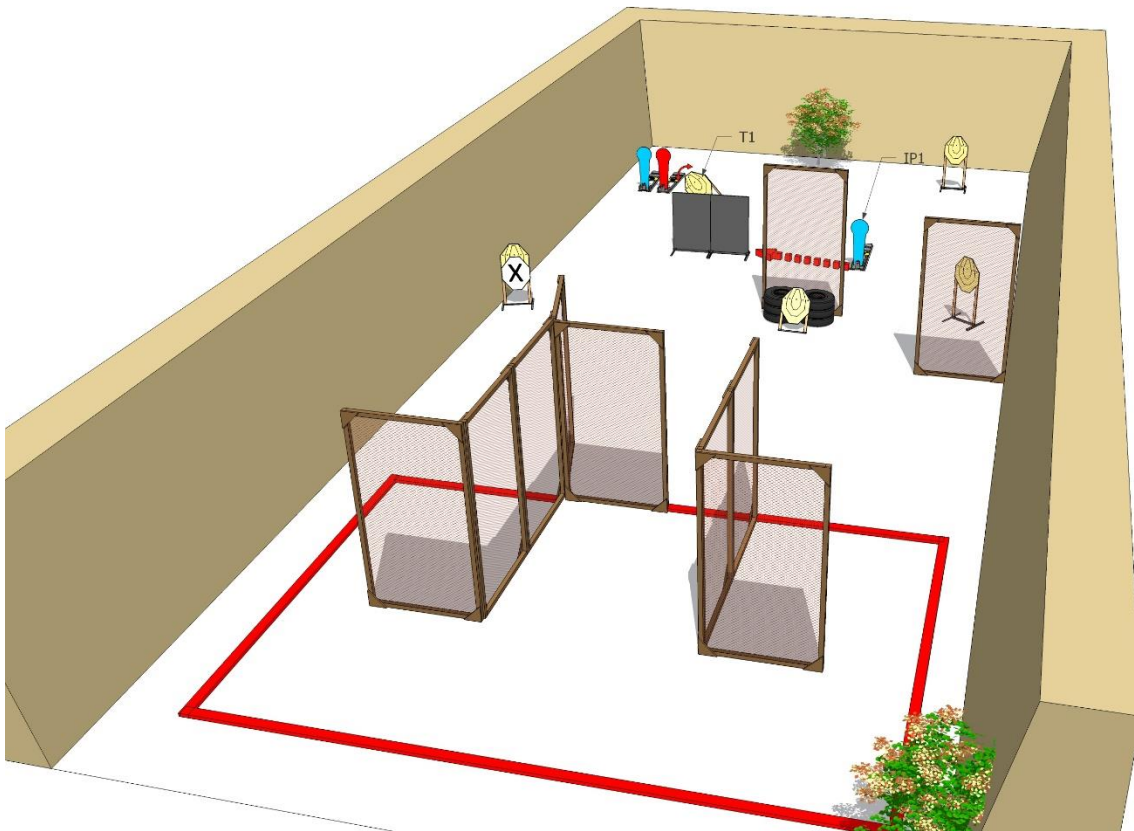
Targets:	5 IPSC Targets, 1 IPSC popper, 1 IPSC metal plate
Minimum number of rounds:	12
Start position:	Standing erect at marks, with the firearm in the ready condition, held in both hands, stock touching the competitor at hip level, barrel parallel to the ground, trigger guard downwards, muzzle pointing downrange with the fingers outside the trigger guard.
The Firearm Ready Condition:	Loaded (Option 1): magazine filled and fitted (if applicable), chamber loaded, hammer and/or sear cocked and safety catch applied
Time starts:	Audible
Procedure:	After start signal engage all the targets from designated area. IP1 activate target T1. All moving targets stays visible at end of their movement
Safety angles:	90 degrees left/right and top of the backstop



EXTREME SLOVAKIA CHALLENGE – PCC

Stage 14

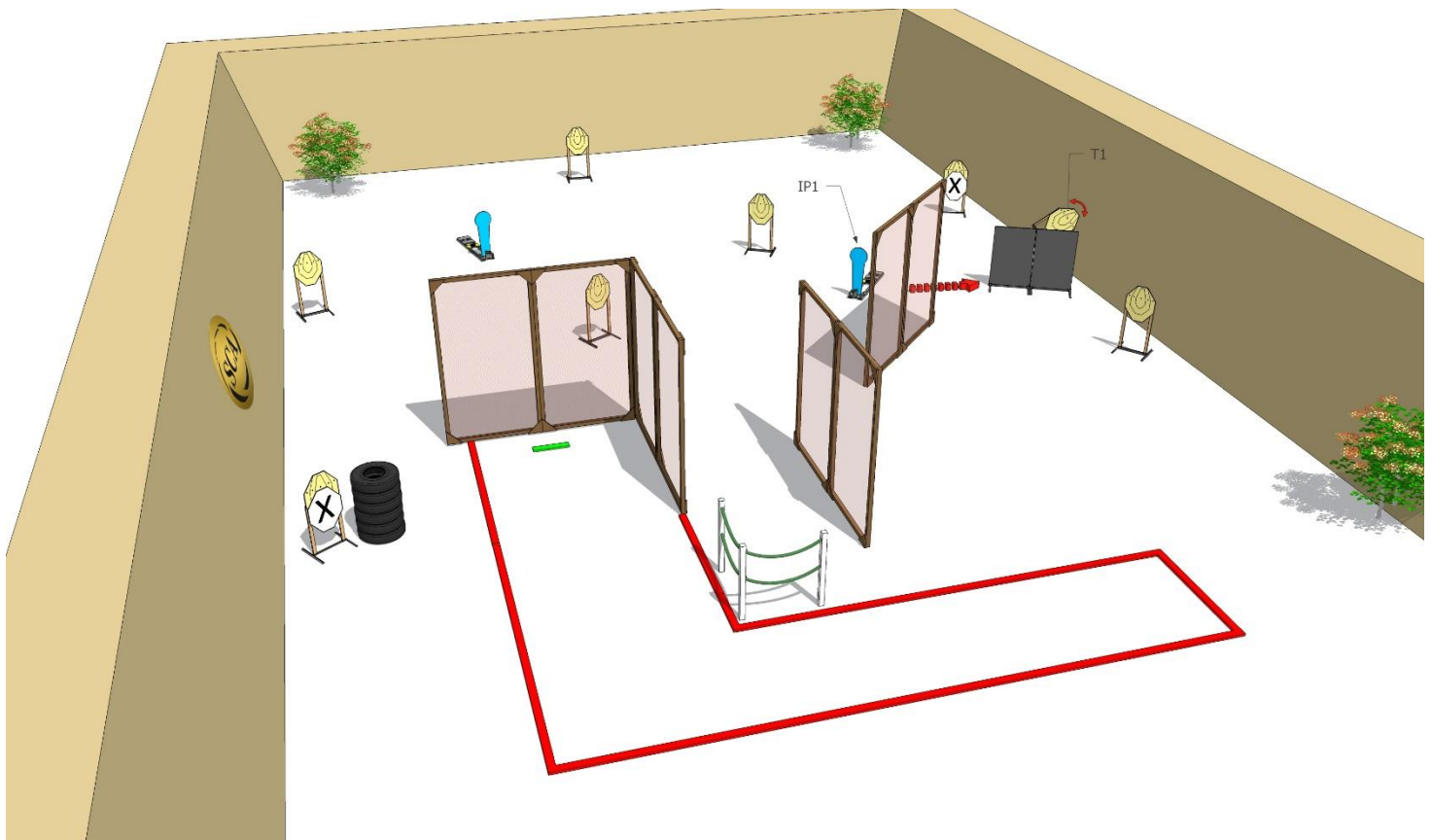
Targets:	5 IPSC Targets, 2 IPSC poppers
Minimum number of rounds:	12
Start position:	Standing erect anywhere within designated area, with the firearm in the ready condition, held in both hands, stock touching the competitor at hip level, barrel parallel to the ground, trigger guard downwards, muzzle pointing downrange with the fingers outside the trigger guard.
The Firearm Ready Condition:	Loaded (Option 1): magazine filled and fitted (if applicable), chamber loaded, hammer and/or sear cocked and safety catch applied
Time starts:	Audible
Procedure:	After start signal engage all the targets from designated area. IP1 activate target T1.
Safety angles:	90 degrees left/right and top of the backstop



EXTREME SLOVAKIA CHALLENGE – PCC

Stage 15

Targets:	8 IPSC Targets, 2 IPSC poppers,
Minimum number of rounds:	18
Start position:	Standing erect at marks, with the firearm in the ready condition, held in both hands, stock touching the competitor at hip level, barrel parallel to the ground, trigger guard downwards, muzzle pointing downrange with the fingers outside the trigger guard.
The Firearm Ready Condition:	Loaded (Option 1): magazine filled and fitted (if applicable), chamber loaded, hammer and/or sear cocked and safety catch applied
Time starts:	Audible
Procedure:	After start signal engage all the targets from designated area. IP1 activate target T1. All moving targets stays visible at end of their movement
Safety angles:	90 degrees left/right and top of the backstop



EXTREME SLOVAKIA CHALLENGE – PCC

Stage 16

Targets:	15 IPSC Targets, 1 IPSC popper
Minimum number of rounds:	31
Start position:	Standing erect anywhere within designated area, with the firearm in the ready condition, held in both hands, stock touching the competitor at hip level, barrel parallel to the ground, trigger guard downwards, muzzle pointing downrange with the fingers outside the trigger guard.
The Firearm Ready Condition:	Loaded (Option 1): magazine filled and fitted (if applicable), chamber loaded, hammer and/or sear cocked and safety catch applied
Time starts:	Audible
Procedure:	After start signal engage all the targets from designated area. IP1 activate target T1. All moving targets stays visible at end of their movement.
Safety angles:	90 degrees left/right and top of the backstop

