

# 2nd BERETTA POLISH EXTREME OPEN 2021











## MATCH BASIC INFO

**Range:** WIECHLICE Shooting Range, Poland **Match IPSC Level:** III. **Stages:** 30 **Rounds:** 580

**Main match capacity:** 540 competitors **Divisions:** Open, Standard, Production, Revolver, Classic, Production Optics, Pistolet Caliber Carbine

**Categories:** Regular, Lady, Junior, Senior, Supersenior





## MATCH MANAGER HEADQUARTERS


<b>Match Director:</b>	Lubor Novák		(CZE)
<b>Deputy Match Director:</b>	Zdeněk Heneš		(CZE)
<b>Match Manager:</b>	Sandra Vítková		(CZE)
<b>Range Master:</b>	Johann Kurz		(GER)
<b>Area CRO:</b>	Kurt Kreuzer		(AUT)
<b>Area CRO:</b>	Artem Travkin		(RUS)
<b>Area CRO:</b>	Adrie de Bot		(NED)
<b>Stats Director:</b>	Jan JUMBO Stanek		(CZE)
<b>Stats Director:</b>	Wieslaw GENO Sioda		(POL)
<b>Quartermaster:</b>	Martin Vohnout		(CZE)

## TIME PLAN

Date	Action
August 16 -18	Prematch
August 18	Registration to Main Match, guncheck / equipment check
August 19 - 21	Main Match
August 22	SuperSix, Awarding Ceremony

## EXTREME TEAM

<b>Team Director, Stage Designer:</b>	Lubor Novák		(CZE)
<b>Stage Designer, Social Media:</b>	Jakub Heglas		(CZE)
<b>Stats Director, Webmaster, Social Media:</b>	Jan JUMBO Staněk		(CZE)
<b>Stats Director:</b>	Wieslaw GENO Sioda		(POL)
<b>Office Manager:</b>	Sandra Vítková		(CZE)





## 2nd BERETTA POLISH EXTREME OPEN 2021

Thursday 19. 8. 2021

SQUAD	7:00	7:35	8:10	8:45	9:20	9:55	10:30	11:05	11:40	12:15	12:50	13:25	14:00	14:35	15:10	15:45	16:20	16:55	17:30	18:05	18:40
	stage	stage	stage	stage	stage	stage	stage	stage	stage	stage	lunch	stage	stage	stage	stage	stage	stage	stage	stage	stage	stage
31												1	2	3	4	5	6	7	8	9	10
32												2	3	4	5	6	7	8	9	10	1
33												3	4	5	6	7	8	9	10	1	2
34												4	5	6	7	8	9	10	1	2	3
35												5	6	7	8	9	10	1	2	3	4
36												6	7	8	9	10	1	2	3	4	5
37												7	8	9	10	1	2	3	4	5	6
38												8	9	10	1	2	3	4	5	6	7
39												9	10	1	2	3	4	5	6	7	8
40												10	1	2	3	4	5	6	7	8	9
41												11	12	13	14	15	16	17	18	19	20
42												12	13	14	15	16	17	18	19	20	11
43												13	14	15	16	17	18	19	20	11	12
44												14	15	16	17	18	19	20	11	12	13
45												15	16	17	18	19	20	11	12	13	14
46												16	17	18	19	20	11	12	13	14	15
47												17	18	19	20	11	12	13	14	15	16
48												18	19	20	11	12	13	14	15	16	17
49												19	20	11	12	13	14	15	16	17	18
50												20	11	12	13	14	15	16	17	18	19
51												21	22	23	24	25	26	27	28	29	30
52												22	23	24	25	26	27	28	29	30	21
53												23	24	25	26	27	28	29	30	21	22
54												24	25	26	27	28	29	30	21	22	23
55												25	26	27	28	29	30	21	22	23	24
56												26	27	28	29	30	21	22	23	24	25
57												27	28	29	30	21	22	23	24	25	26
58												28	29	30	21	22	23	24	25	26	27
59												29	30	21	22	23	24	25	26	27	28
60												30	21	22	23	24	25	26	27	28	29

## 2nd BERETTA POLISH EXTREME OPEN 2021

Friday 20. 8. 2021

SQUAD	7:00	7:35	8:10	8:45	9:20	9:55	10:30	11:05	11:40	12:15	12:50	13:25	14:00	14:35	15:10	15:45	16:20	16:55	17:30	18:05	18:40	
	stage	stage	stage	stage	stage	stage	stage	stage	stage	stage	lunch	stage	stage	stage	stage	stage	stage	stage	stage	stage	stage	stage
1												11	12	13	14	15	16	17	18	19	20	
2												12	13	14	15	16	17	18	19	20	11	12
3												13	14	15	16	17	18	19	20	11	12	
4												14	15	16	17	18	19	20	11	12	13	
5												15	16	17	18	19	20	11	12	13	14	
6												16	17	18	19	20	11	12	13	14	15	
7												17	18	19	20	11	12	13	14	15	16	
8												18	19	20	11	12	13	14	15	16	17	
9												19	20	11	12	13	14	15	16	17	18	
10												20	11	12	13	14	15	16	17	18	19	
11												21	22	23	24	25	26	27	28	29	30	
12												22	23	24	25	26	27	28	29	30	21	
13												23	24	25	26	27	28	29	30	21	22	
14												24	25	26	27	28	29	30	21	22	23	
15												25	26	27	28	29	30	21	22	23	24	
16												26	27	28	29	30	21	22	23	24	25	
17												27	28	29	30	21	22	23	24	25	26	
18												28	29	30	21	22	23	24	25	26	27	
19												29	30	21	22	23	24	25	26	27	28	
20												30	21	22	23	24	25	26	27	28	29	
21												1	2	3	4	5	6	7	8	9	10	
22												2	3	4	5	6	7	8	9	10	1	
23												3	4	5	6	7	8	9	10	1	2	
24												4	5	6	7	8	9	10	1	2	3	
25												5	6	7	8	9	10	1	2	3	4	
26												6	7	8	9	10	1	2	3	4	5	
27												7	8	9	10	1	2	3	4	5	6	
28												8	9	10	1	2	3	4	5	6	7	
29												9	10	1	2	3	4	5	6	7	8	
30												10	1	2	3	4	5	6	7	8	9	







## 2nd BERETTA POLISH EXTREME OPEN 2021

Saturday 21. 8. 2021

SQUAD	7:00 stage	7:35 stage	8:10 stage	8:45 stage	9:20 stage	9:55 stage	10:30 stage	11:05 stage	11:40 stage	12:15 stage	12:50 lunch	13:25 stage	14:00 stage	14:35 stage	15:10 stage	15:45 stage	16:20 stage	16:55 stage	17:30 stage	18:05 stage	18:40 stage	
31												21	22	23	24	25	26	27	28	29	30	
32												22	23	24	25	26	27	28	29	30	21	22
33												23	24	25	26	27	28	29	30	21	22	23
34												24	25	26	27	28	29	30	21	22	23	24
35												25	26	27	28	29	30	21	22	23	24	25
36												26	27	28	29	30	21	22	23	24	25	26
37												27	28	29	30	21	22	23	24	25	26	27
38												28	29	30	21	22	23	24	25	26	27	28
39												29	30	21	22	23	24	25	26	27	28	29
40												30	21	22	23	24	25	26	27	28	29	30
41												1	2	3	4	5	6	7	8	9	10	1
42												2	3	4	5	6	7	8	9	10	1	2
43												3	4	5	6	7	8	9	10	1	2	3
44												4	5	6	7	8	9	10	1	2	3	4
45												5	6	7	8	9	10	1	2	3	4	5
46												6	7	8	9	10	1	2	3	4	5	6
47												7	8	9	10	1	2	3	4	5	6	7
48												8	9	10	1	2	3	4	5	6	7	8
49												9	10	1	2	3	4	5	6	7	8	9
50												10	1	2	3	4	5	6	7	8	9	10
51												11	12	13	14	15	16	17	18	19	20	11
52												12	13	14	15	16	17	18	19	20	11	12
53												13	14	15	16	17	18	19	20	11	12	13
54												14	15	16	17	18	19	20	11	12	13	14
55												15	16	17	18	19	20	11	12	13	14	15
56												16	17	18	19	20	11	12	13	14	15	16
57												17	18	19	20	11	12	13	14	15	16	17
58												18	19	20	11	12	13	14	15	16	17	18
59												19	20	11	12	13	14	15	16	17	18	19
60												20	11	12	13	14	15	16	17	18	19	20

**ADVERTISING PARTNERS**





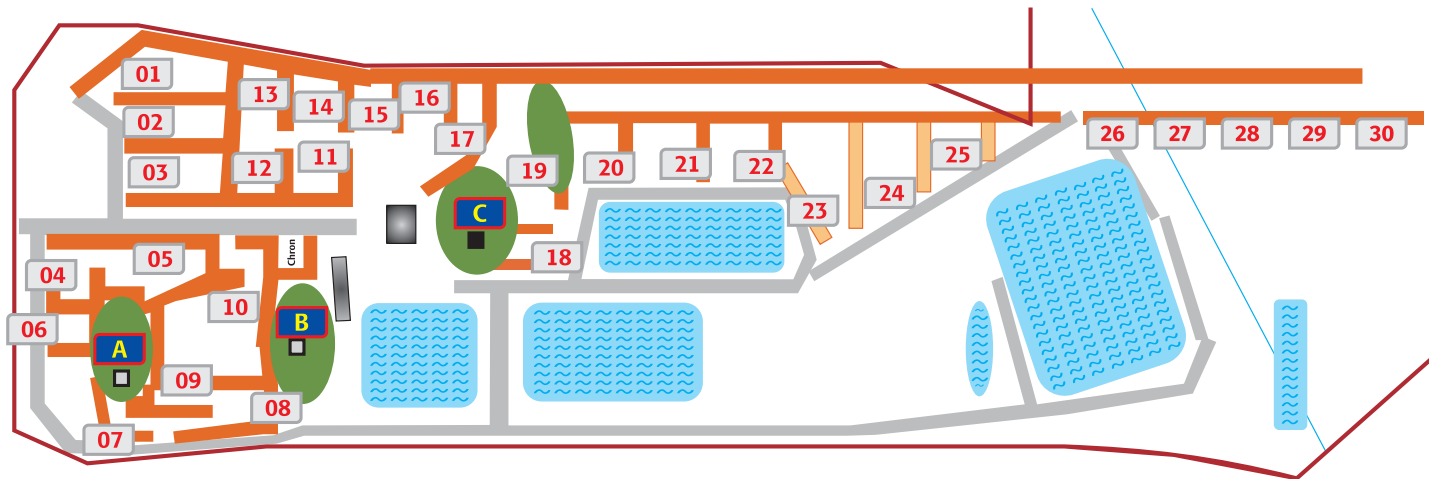
**ADVERTISING PARTNERS**

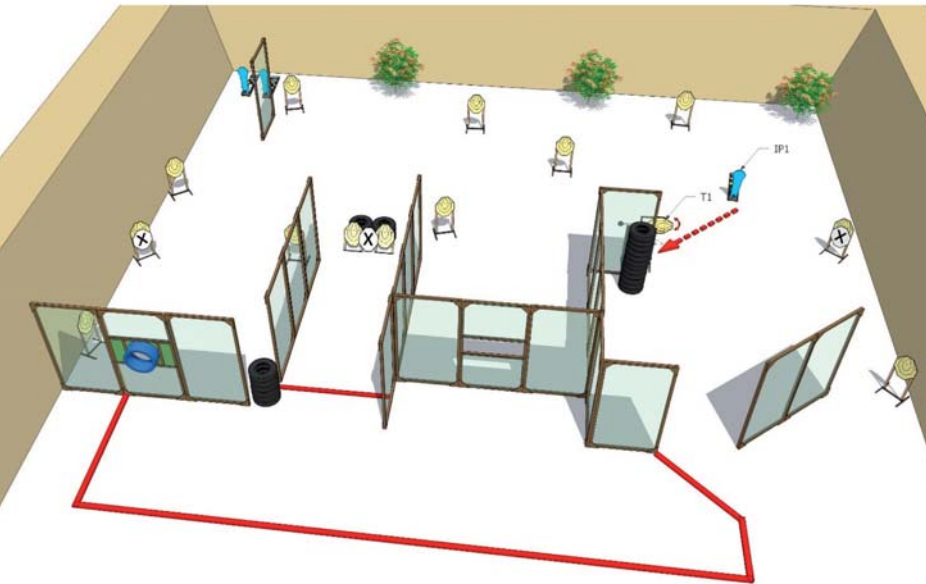


**ADVERTISING PARTNERS**



# SHOOTING RANGE WIECHLICE - MAP

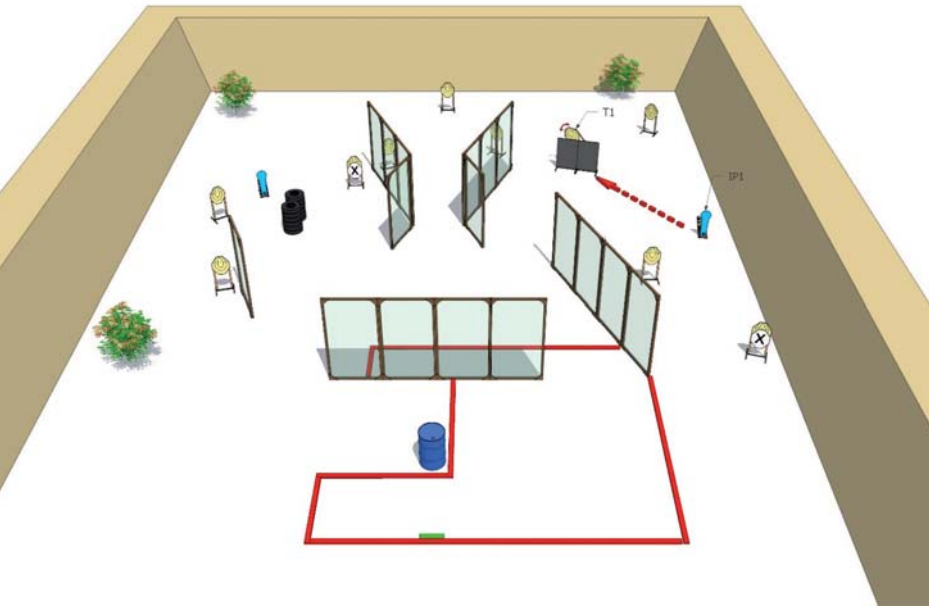




## Stage 1

Targets:	14 IPSC Targets, 3 IPSC poppers
Number of rounds to be scored:	31
Start position:	Standing anywhere within designated area
Handgun Ready Condition:	
The Firearm Ready Condition:	Loaded (Option 1): magazine filled and fitted (if applicable), chamber loaded, hammer and/or sear cocked, and safety catch applied
Time starts:	Audible
Procedure:	After start signal engage all the targets from designated area. IP1 activates target T1. All moving targets stay visible at the end of their movement
Safety angles:	90 degrees left/right and top of the backstop

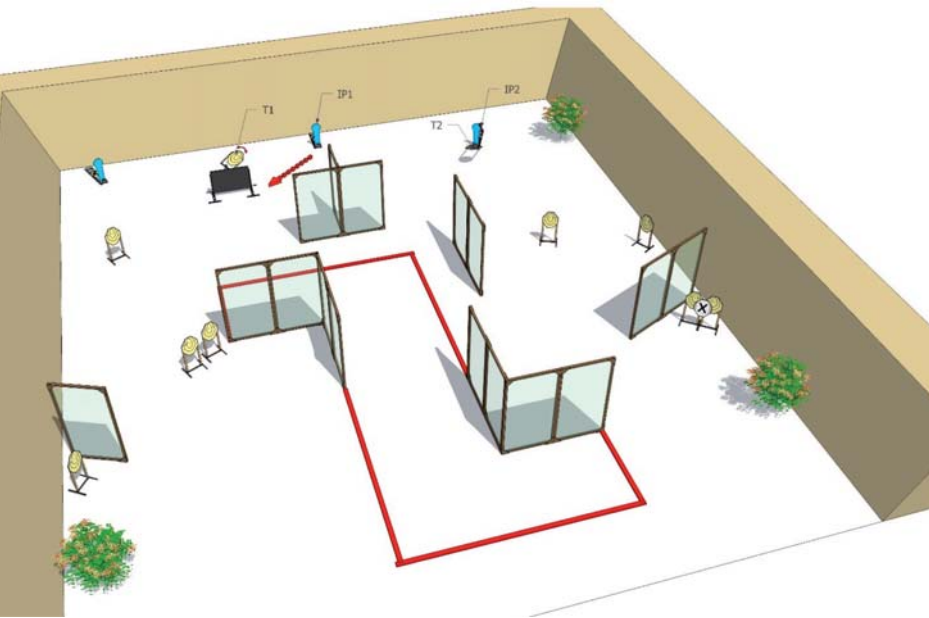
My score:      A/      C/      D/      Miss/      NS/      Proc      TIME



## Stage 2

Targets:	10 IPSC Targets, 2 IPSC poppers
Number of rounds to be scored:	22
Start position:	Standing at marks
Handgun Ready Condition:	
The Firearm Ready Condition:	Loaded (Option 1): magazine filled and fitted (if applicable), chamber loaded, hammer and/or sear cocked, and safety catch applied
Time starts:	Audible
Procedure:	After start signal engage all the targets from designated area. IP1 activates target T1. All moving targets stay visible at the end of their movement
Safety angles:	90 degrees left/right and top of the backstop

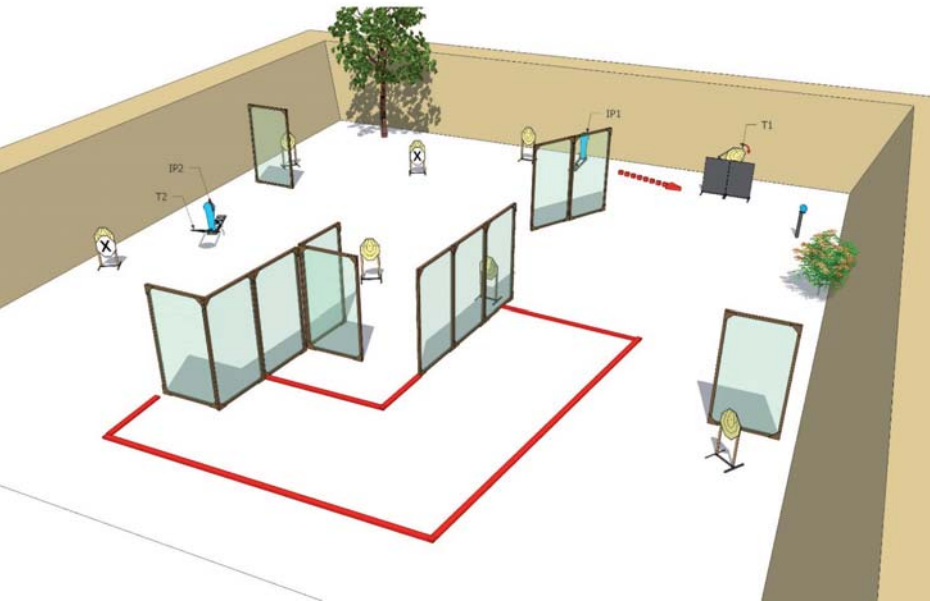
**My score:** \_\_\_\_\_ **A/** \_\_\_\_\_ **C/** \_\_\_\_\_ **D/** \_\_\_\_\_ **Miss/** \_\_\_\_\_ **NS/** \_\_\_\_\_ **Proc** \_\_\_\_\_ **TIME**



### Stage 3

Targets: 15 IPSC Targets, 2 IPSC poppers,  
 Number of rounds to be scored: 32  
 Start position: Standing anywhere within designated area  
 Handgun Ready Condition:  
 The Firearm Ready Condition:  
 Condition: Loaded (Option 1): magazine filled and fitted (if applicable), chamber loaded, hammer and/or sear cocked, and safety catch applied  
 Time starts: Audible  
 Procedure: After start signal engage all the targets from designated area. IP1 activates target T1. All moving targets stay visible at the end of their movement  
 Safety angles: 90 degrees left/right and top of the backstop

My score:      A/      C/      D/      Miss/      NS/      Proc      TIME

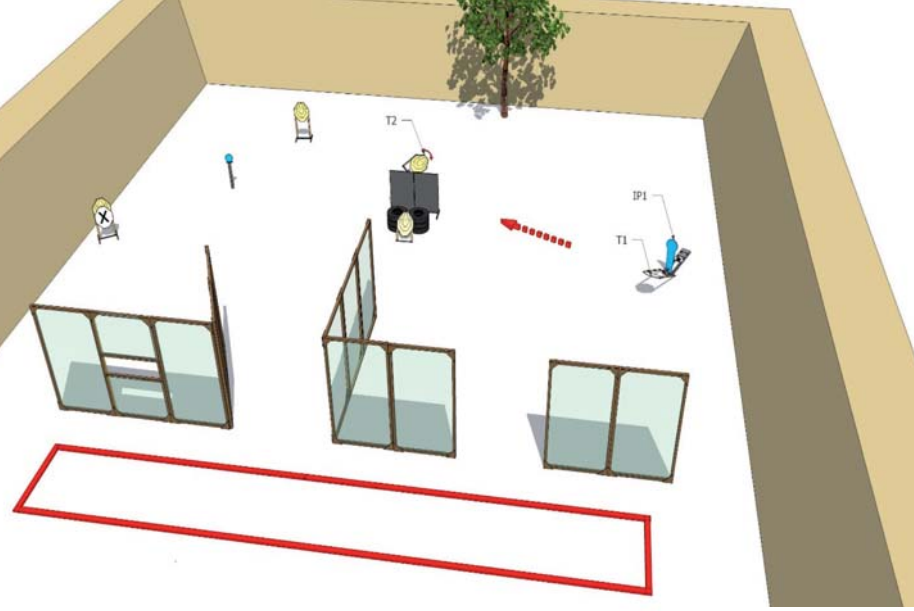


## Stage 4

Targets:	9 IPSC Targets, 2 IPSC poppers, 1 IPSC metal plate
Number of rounds to be scored:	21
Start position:	Standing anywhere within designated area
Handgun Ready Condition:	
The Firearm Ready Condition:	Loaded (Option 1): magazine filled and fitted (if applicable), chamber loaded, hammer and/or sear cocked, and safety catch applied
Time starts:	Audible
Procedure:	After start signal engage all the targets from designated area. IP1 activates target T1. IP2 activates target T2. All moving targets stay visible at the end of their movement
Safety angles:	90 degrees left/right and top of the backstop

**My score:** \_\_\_\_\_ **A/** \_\_\_\_\_ **C/** \_\_\_\_\_ **D/** \_\_\_\_\_ **Miss/** \_\_\_\_\_ **NS/** \_\_\_\_\_ **Proc** \_\_\_\_\_ **TIME**

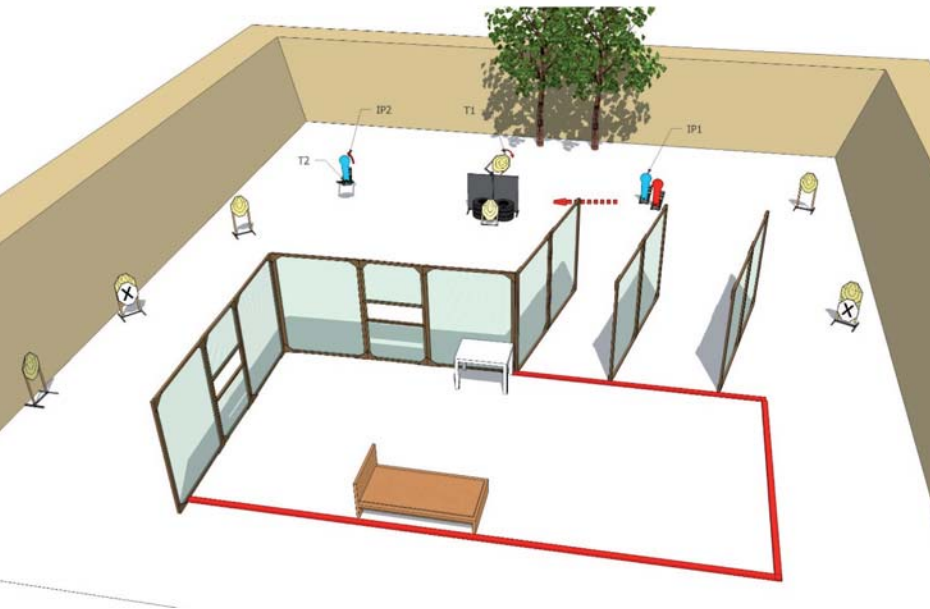




### Stage 5

- Targets: 5 IPSC Targets, 1 IPSC popper, 1 IPSC metal plate
- Number of rounds to be scored: 12
- Start position: Standing anywhere within designated area
- Handgun Ready Condition:
- The Firearm Ready Condition: Loaded (Option 1): magazine filled and fitted (if applicable), chamber loaded, hammer and/or sear cocked, and safety catch applied
- Time starts: Audible
- Procedure: After start signal engage all the targets from designated area. IP1 activates target T1 and T2. All moving targets stay visible at the end of their movement
- Safety angles: 90 degrees left/right and top of the backstop

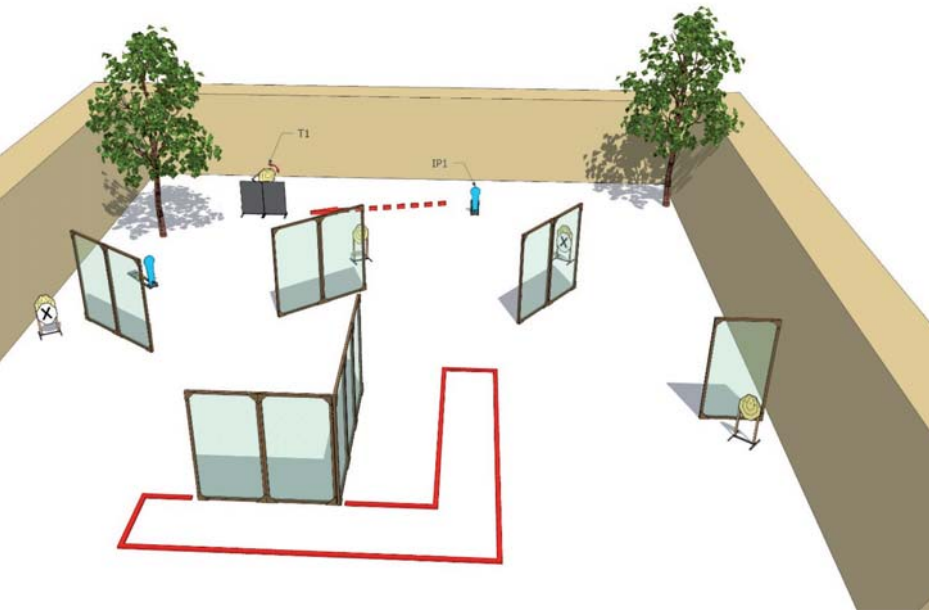
**My score:** \_\_\_\_\_ **A/** \_\_\_\_\_ **C/** \_\_\_\_\_ **D/** \_\_\_\_\_ **Miss/** \_\_\_\_\_ **NS/** \_\_\_\_\_ **Proc** \_\_\_\_\_ **TIME**



## Stage 6

Targets:	8 IPSC Targets, 2 IPSC poppers
Number of rounds to be scored:	18
Start position:	Lying on a bed as demonstrated
Handgun Ready Condition:	Lying on the table, loaded
The Firearm Ready Condition:	Lying on the table, loaded (Option 1): magazine filled and fitted (if applicable), chamber loaded, hammer and/or sear cocked, and safety catch applied
Time starts:	Audible
Procedure:	After start signal engage all the targets from designated area. IP1 activates target T1. IP2 activates target T2. All moving targets stay visible at the end of their movement.
Safety angles:	90 degrees left/right and top of the backstop

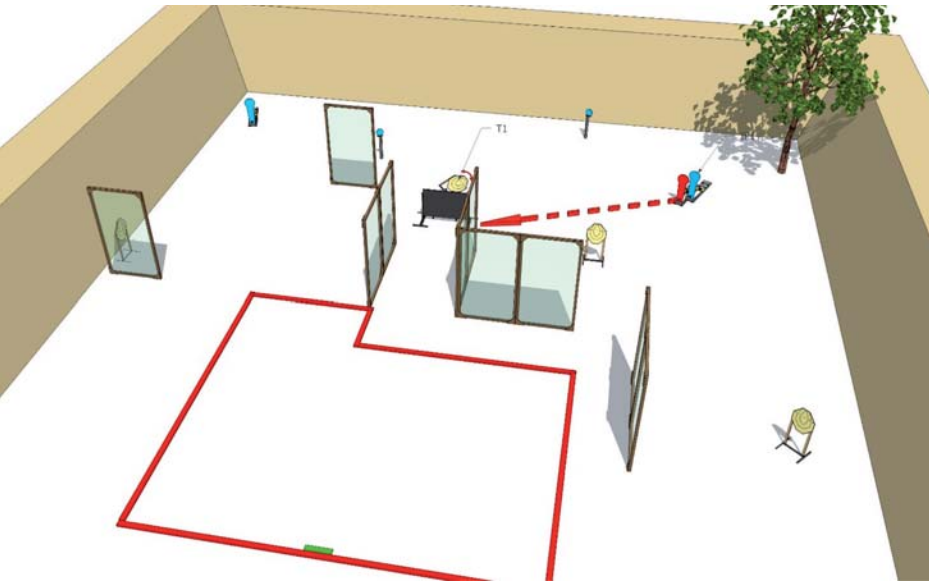
My score:      A/      C/      D/      Miss/      NS/      Proc      TIME



## Stage 7

Targets:	5 IPSC Targets, 2 IPSC poppers
Number of rounds to be scored:	12
Start position:	Standing anywhere within designated area
Handgun Ready Condition:	
The Firearm Ready Condition:	Loaded (Option 1): magazine filled and fitted (if applicable), chamber loaded, hammer and/or sear cocked, and safety catch applied
Time starts:	Audible
Procedure:	After start signal engage all the targets from designated area. IP1 activates target T1. All moving targets stay visible at the end of their movement
Safety angles:	90 degrees left/right and top of the backstop

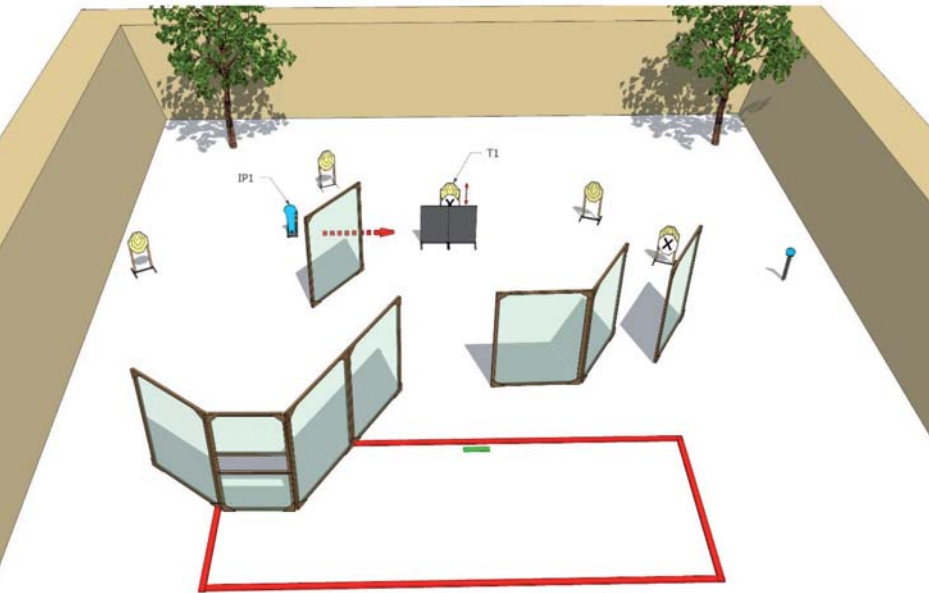
My score: \_\_\_\_\_ A/ \_\_\_\_\_ C/ \_\_\_\_\_ D/ \_\_\_\_\_ Miss/ \_\_\_\_\_ NS/ \_\_\_\_\_ Proc \_\_\_\_\_ TIME



### Stage 8

- Targets: 4 IPSC Targets, 2 IPSC poppers, 2 IPSC metal plates
- Number of rounds to be scored: 12
- Start position: Standing at marks
- Handgun Ready Condition:
- The Firearm Ready Condition: Loaded (Option 1): magazine filled and fitted (if applicable), chamber loaded, hammer and/or sear cocked, and safety catch applied.
- Time starts: Audible
- Procedure: After start signal engage all the targets from designated area. IP1 activates target T1. All moving targets stay visible at the end of their movement
- Safety angles: 90 degrees left/right and top of the backstop

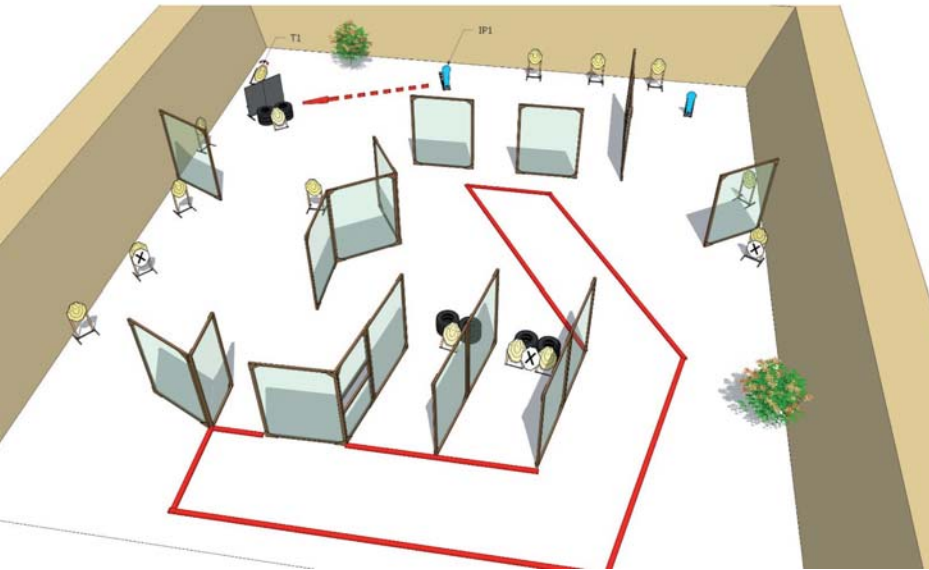
**My score:** \_\_\_\_\_ **A/** \_\_\_\_\_ **C/** \_\_\_\_\_ **D/** \_\_\_\_\_ **Miss/** \_\_\_\_\_ **NS/** \_\_\_\_\_ **Proc** \_\_\_\_\_ **TIME**



## Stage 9

Targets:	5 IPSC Targets, 1 IPSC popper, 1 IPSC metal plate
Number of rounds to be scored:	12
Start position:	Standing at marks
Handgun Ready Condition:	
The Firearm Ready Condition:	Loaded (Option 1): magazine filled and fitted (if applicable), chamber loaded, hammer and/or sear cocked, and safety catch applied
Time starts:	Audible
Procedure:	After start signal engage all the targets from designated area. IP1 activates target T1. All moving targets stay visible at the end of their movement
Safety angles:	90 degrees left/right and top of the backstop

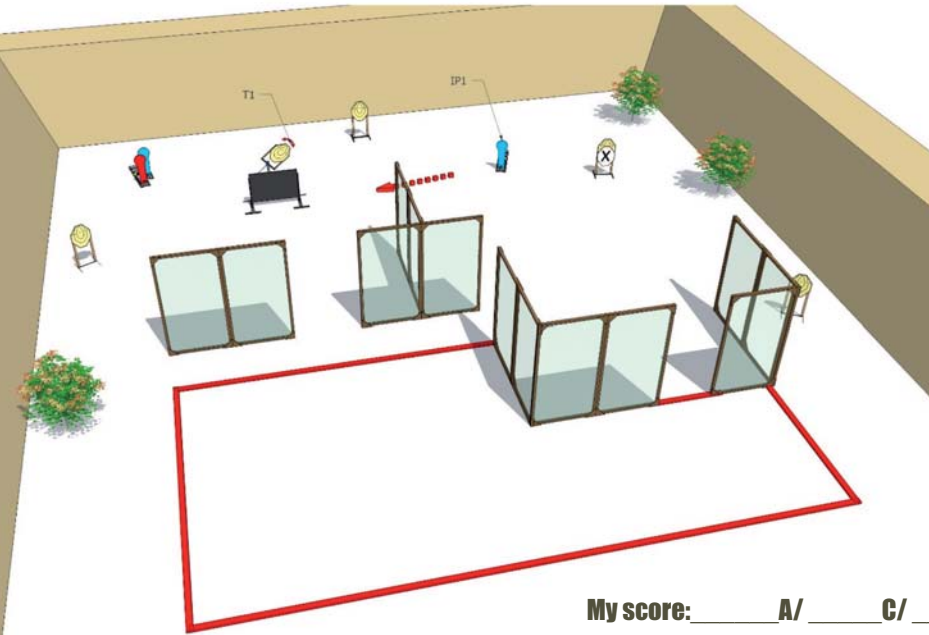
My score: \_\_\_\_\_ A/ \_\_\_\_\_ C/ \_\_\_\_\_ D/ \_\_\_\_\_ Miss/ \_\_\_\_\_ NS/ \_\_\_\_\_ Proc \_\_\_\_\_ TIME



### Stage 10

Targets: 15 IPSC Targets, 2 IPSC poppers,  
 Number of rounds to be scored: 32  
 Start position: Standing anywhere within designated area  
 Handgun Ready  
 Condition: The Firearm Ready  
 Condition: Loaded (Option 1): magazine filled and fitted (if applicable), chamber loaded, hammer and/or sear cocked, and safety catch applied  
 Time starts: Audible  
 Procedure: After start signal engage all the targets from designated area. IP1 activates target T1. All moving targets stay visible at the end of their movement  
 Safety angles: 90 degrees left/right and top of the backstop

My score:      A/      C/      D/      Miss/      NS/      Proc      TIME

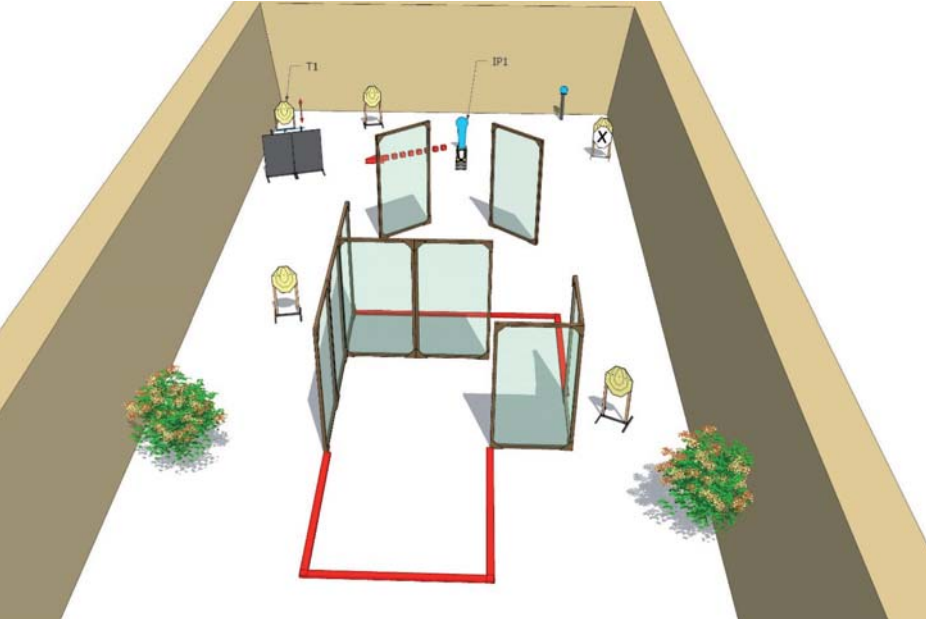


## Stage 11

Targets:	5 IPSC Targets, 2 IPSC popper
Number of rounds to be scored:	12
Start position:	Standing anywhere within designated area
Handgun Ready Condition:	
The Firearm Ready Condition:	Loaded (Option 1): magazine filled and fitted (if applicable), chamber loaded, hammer and/or sear cocked, and safety catch applied
Time starts:	Audible
Procedure:	After start signal engage all the targets from designated area. IP1 activates target T1. All moving targets stay visible at the end of their movement
Safety angles:	90 degrees left/right and top of the backstop

My score: \_\_\_\_\_ A/ \_\_\_\_\_ C/ \_\_\_\_\_ D/ \_\_\_\_\_ Miss/ \_\_\_\_\_ NS/ \_\_\_\_\_ Proc \_\_\_\_\_ TIME

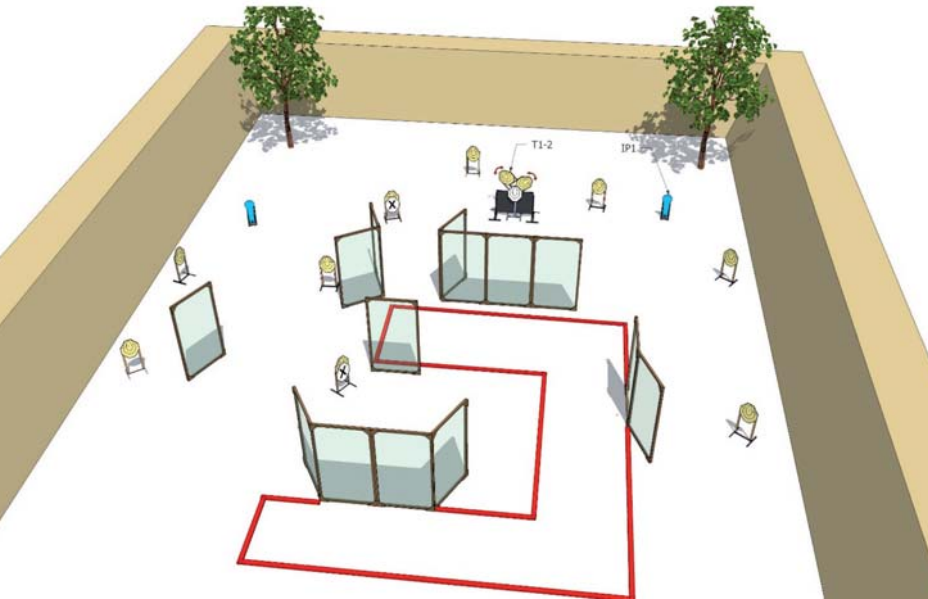




## Stage 12

Targets:	5 IPSC Targets, 1 IPSC popper, 1 IPSC metal plate
Number of rounds to be scored:	12
Start position:	Standing anywhere within designated area
Handgun Ready Condition:	The Firearm Ready
Condition:	Loaded (Option 1): magazine filled and fitted (if applicable), chamber loaded, hammer and/or sear cocked, and safety catch applied
Time starts:	Audible
Procedure:	After start signal engage all the targets from designated area. IP1 activates target T1. All moving targets stay visible at the end of their movement
Safety angles:	90 degrees left/right and top of the backstop

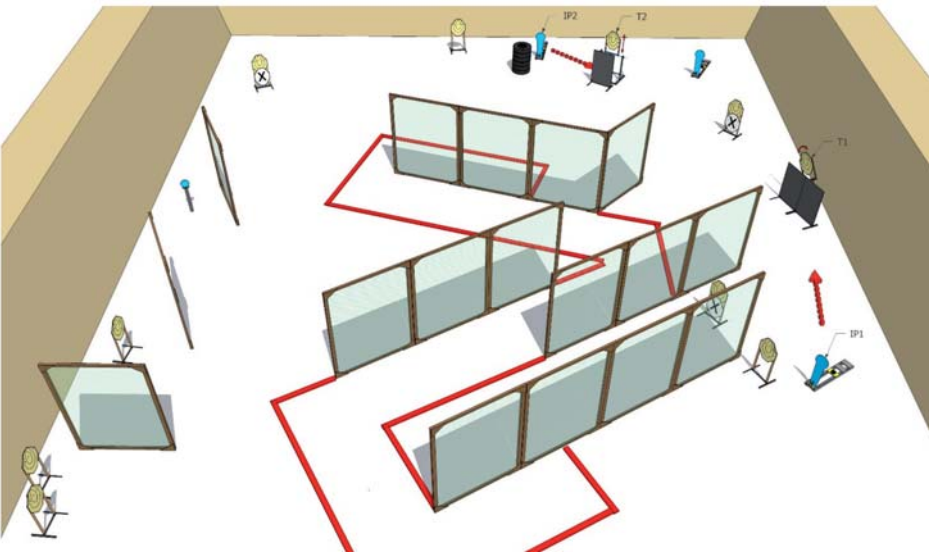
**My score:** \_\_\_\_\_ **A/** \_\_\_\_\_ **C/** \_\_\_\_\_ **D/** \_\_\_\_\_ **Miss/** \_\_\_\_\_ **NS/** \_\_\_\_\_ **Proc** \_\_\_\_\_ **TIME**



## Stage 13

Targets:	12 IPSC Targets, 2 IPSC poppers
Number of rounds to be scored:	26
Start position:	Standing anywhere within designated area
Handgun Ready Condition:	
The Firearm Ready Condition:	Loaded (Option 1): magazine filled and fitted (if applicable), chamber loaded, hammer and/or sear cocked, and safety catch applied
Time starts:	Audible
Procedure:	After start signal engage all the targets from designated area. IP1 activates target T1 and T2. All moving targets stay visible at the end of their movement
Safety angles:	90 degrees left/right and top of the backstop

My score: \_\_\_\_\_ A/ \_\_\_\_\_ C/ \_\_\_\_\_ D/ \_\_\_\_\_ Miss/ \_\_\_\_\_ NS/ \_\_\_\_\_ Proc \_\_\_\_\_ TIME



## Stage 14

Targets:	10 IPSC Targets, 3 IPSC metal plates, 1 IPSC metal plate
Number of rounds to be scored:	24
Start position:	Standing anywhere within designated area
Handgun Ready Condition:	
The Firearm Ready Condition:	Loaded (Option 1): magazine filled and fitted (if applicable), chamber loaded, hammer and/or sear cocked, and safety catch applied
Time starts:	Audible
Procedure:	After start signal engage all the targets from designated area. IP1 activates target T1. T2 activates target T2. All moving targets stay visible at the end of their movement
Safety angles:	90 degrees left/right and top of the backstop

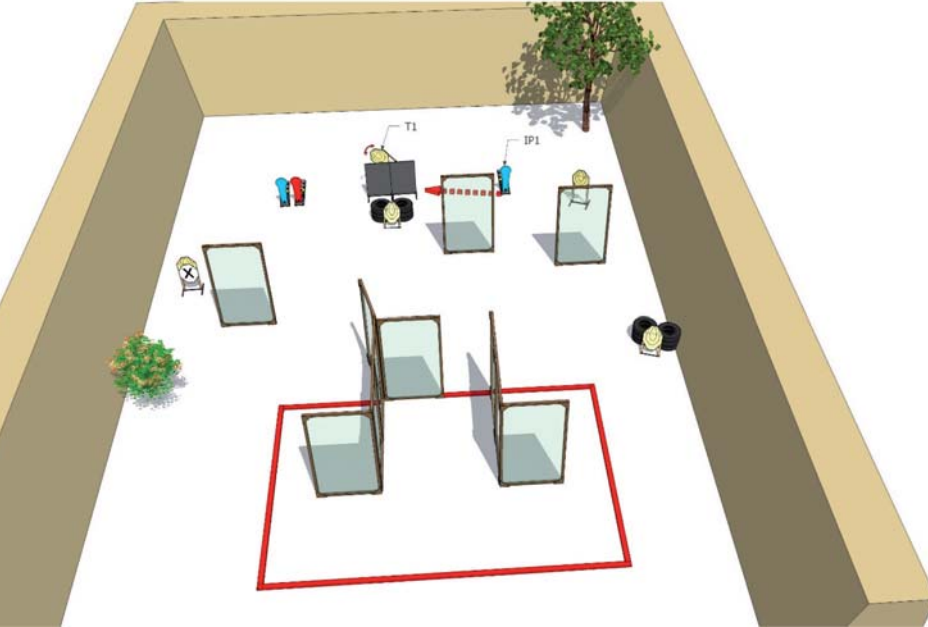
My score: \_\_\_\_\_ A/ \_\_\_\_\_ C/ \_\_\_\_\_ D/ \_\_\_\_\_ Miss/ \_\_\_\_\_ NS/ \_\_\_\_\_ Proc \_\_\_\_\_ TIME



## Stage 15

Targets:	9 IPSC Targets, 1 IPSC popper
Number of rounds to be scored:	19
Start position:	Standing anywhere within designated area
Handgun Ready Condition:	
The Firearm Ready Condition:	Loaded (Option 1): magazine filled and fitted (if applicable), chamber loaded, hammer and/or sear cocked, and safety catch applied
Time starts:	Audible
Procedure:	After start signal engage all the targets from designated area. IP1 activates target T1. All moving targets stay visible at the end of their movement
Safety angles:	90 degrees left/right and top of the backstop

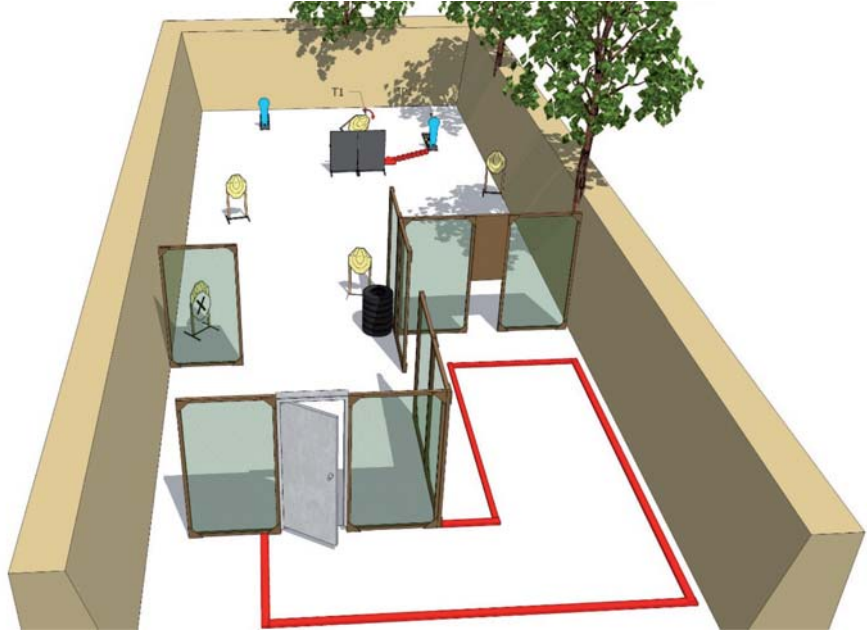
My score:      **A/**      **C/**      **D/**      **Miss/**      **NS/**      **Proc**      **TIME**



## Stage 16

Targets:	5 IPSC Targets, 2 IPSC poppers
Number of rounds to be scored:	12
Start position:	Standing anywhere within designated area
Handgun Ready Condition:	
The Firearm Ready Condition:	Loaded (Option 1): magazine filled and fitted (if applicable), chamber loaded, hammer and/or sear cocked, and safety catch applied
Time starts:	Audible
Procedure:	After start signal engage all the targets from designated area. IP1 activates target T1. All moving targets stay visible at the end of their movement
Safety angles:	90 degrees left/right and top of the backstop

My score:      **A/**      **C/**      **D/**      **Miss/**      **NS/**      **Proc**      **TIME**



### Stage 17

Targets: 5 IPSC Targets, 2 IPSC poppers

Number of rounds to be scored: 12

Start position: Standing anywhere within designated area

Handgun Ready Condition:

The Firearm Ready Condition: Loaded (Option 1): magazine filled and fitted (if applicable), chamber loaded, hammer and/or sear cocked, and safety catch applied

Time starts: Audible

Procedure: After start signal engage all the targets from designated area. IP1 activates target T1 and T2. All moving targets stay visible at the end of their movement

Safety angles: 90 degrees left/right and top of the backstop

**My score:**      **A/**      **C/**      **D/**      **Miss/**      **NS/**      **Proc**      **TIME**

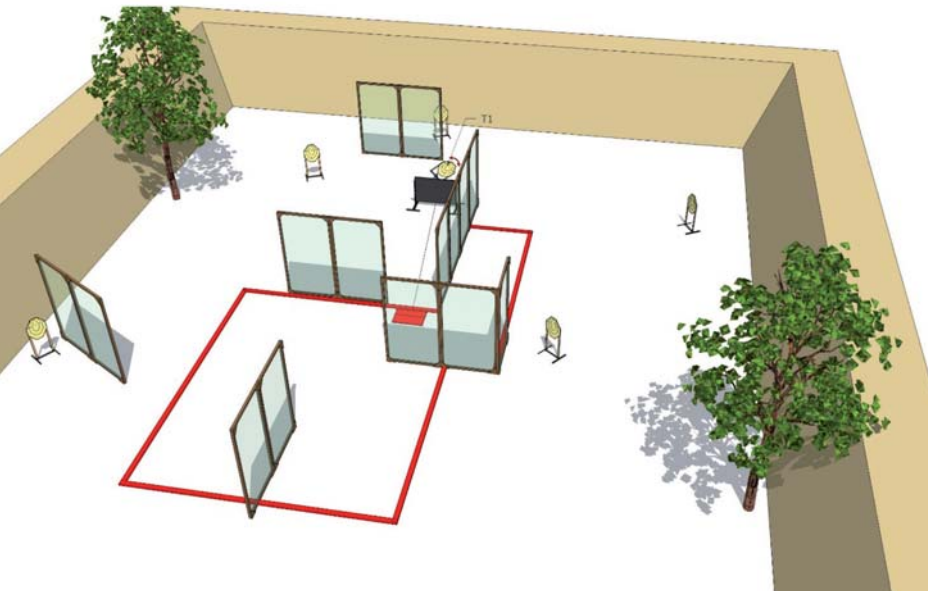


## Stage 18

Targets:	11 IPSC Targets, 3 IPSC poppers
Number of rounds to be scored:	25
Start position:	Standing anywhere within designated area
Handgun Ready Condition:	
The Firearm Ready Condition:	Loaded (Option 1): magazine filled and fitted (if applicable), chamber loaded, hammer and/or sear cocked, and safety catch applied
Time starts:	Audible
Procedure:	After start signal engage all the targets from designated area. IP1 activates T1. All moving targets stay visible at the end of their movement
Safety angles:	90 degrees left/right and top of the backstop

My score:      A/      C/      D/      Miss/      NS/      Proc      TIME

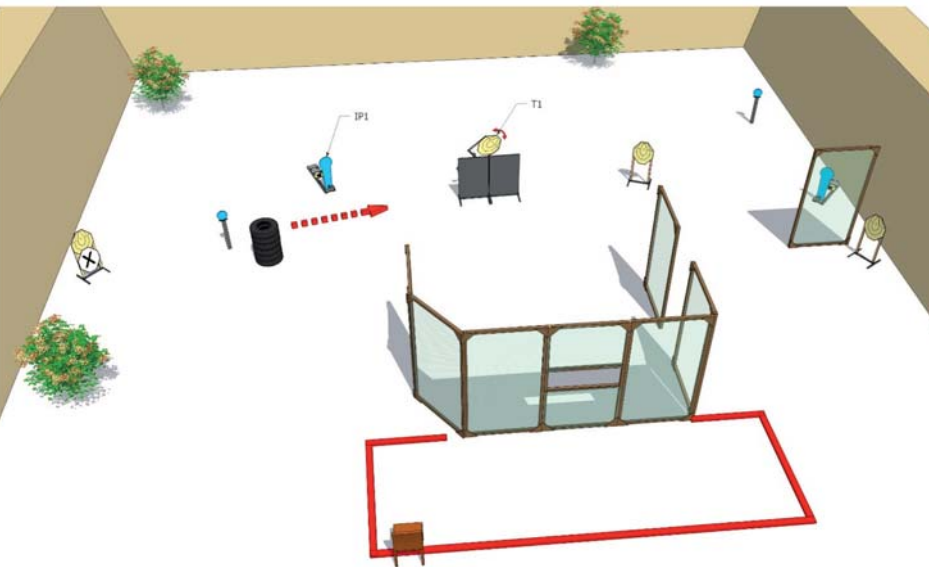




## Stage 19

Targets:	6 IPSC Targets
Number of rounds to be scored:	12
Start position:	Standing anywhere within designated area
Handgun Ready Condition:	
The Firearm Ready Condition:	Loaded (Option 1): magazine filled and fitted (if applicable), chamber loaded, hammer and/or sear cocked, and safety catch applied
Time starts:	Audible
Procedure:	After start signal engage all the targets from designated area. The platform activates target T1. All moving targets stay visible at the end of their movement
Safety angles:	90 degrees left/right and top of the backstop

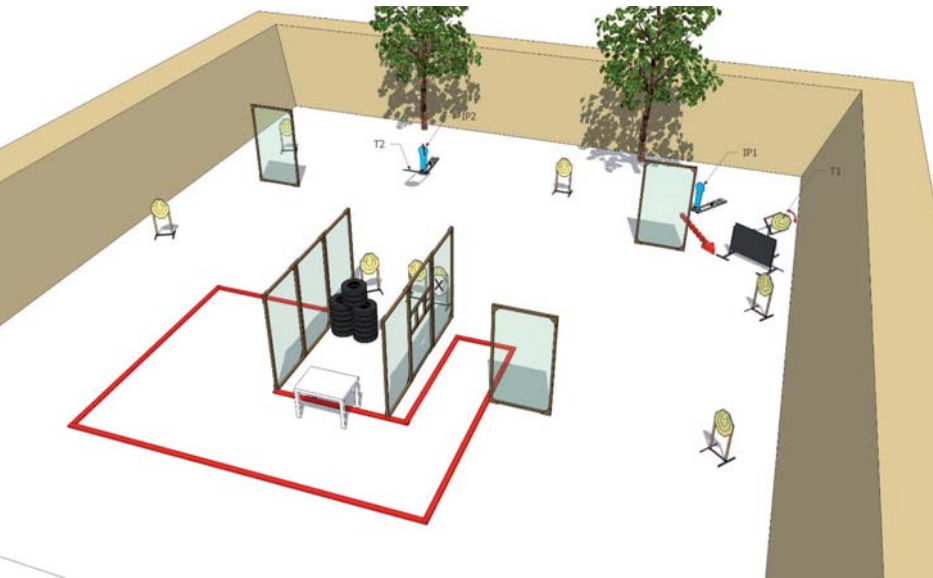
My score:      A/      C/      D/      Miss/      NS/      Proc      TIME



## Stage 20

Targets:	4 IPSC Targets, 2 IPSC poppers, 2 IPSC metal plates
Number of rounds to be scored:	12
Start position:	Sitting on a chair as demonstrated
Handgun Ready Condition:	The Firearm Ready
Condition:	Loaded (Option 2): magazine filled and fitted (if applicable), chamber empty and the action closed.
Time starts:	Audible
Procedure:	After start signal engage all the targets from designated area. IP1 activates target T1. All moving targets stay visible at the end of their movement
Safety angles:	90 degrees left/right and top of the backstop

**My score:** \_\_\_\_\_ **A/** \_\_\_\_\_ **C/** \_\_\_\_\_ **D/** \_\_\_\_\_ **Miss/** \_\_\_\_\_ **NS/** \_\_\_\_\_ **Proc** \_\_\_\_\_ **TIME**



## Stage 21

Targets:	10 IPSC Targets, 2 IPSC Poppers
Number of rounds to be scored:	22
Start position:	Standing anywhere within designated area
Handgun Ready Condition:	Lying on the table, magazine inserted, chamber empty
The Firearm Ready Condition:	Lying on the table, loaded (Option 2): magazine filled and fitted (if applicable), chamber empty and the action closed.
Time starts:	Audible
Procedure:	After start signal engage all the targets from designated area. IP1 activates target T1. IP2 activates T2. All moving targets stay visible at the end of their movement
Safety angles:	90 degrees left/right and top of the backstop

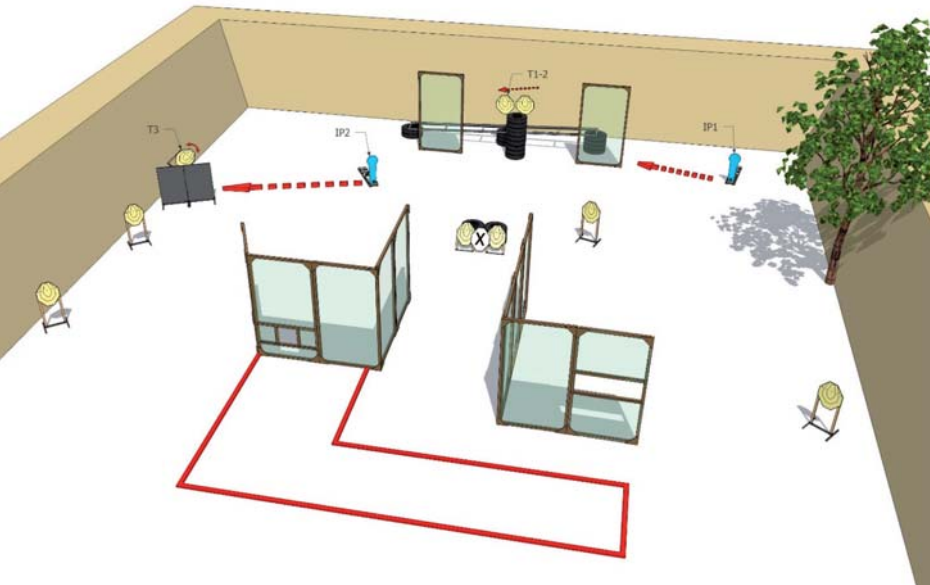
**My score:** \_\_\_\_\_ **A/** \_\_\_\_\_ **C/** \_\_\_\_\_ **D/** \_\_\_\_\_ **Miss/** \_\_\_\_\_ **NS/** \_\_\_\_\_ **Proc** \_\_\_\_\_ **TIME**



## Stage 22

Targets:	12 IPSC Targets, 2 IPSC poppers
Number of rounds to be scored:	24
Start position:	Standing anywhere within designated area
Handgun Ready Condition:	
The Firearm Ready Condition:	Loaded (Option 1): magazine filled and fitted (if applicable), chamber loaded, hammer and/or sear cocked, and safety catch applied
Time starts:	Audible
Procedure:	After start signal engage all the targets from designated area. IP1 activates target T1. All moving targets stay visible at the end of their movement
Safety angles:	90 degrees left/right and top of the backstop

My score: \_\_\_\_\_ A/ \_\_\_\_\_ C/ \_\_\_\_\_ D/ \_\_\_\_\_ Miss/ \_\_\_\_\_ NS/ \_\_\_\_\_ Proc \_\_\_\_\_ TIME



## Stage 23

Targets:	9 IPSC Targets, 2 IPSC poppers
Number of rounds to be scored:	20
Start position:	Standing anywhere within designated area
Handgun Ready Condition:	
The Firearm Ready Condition:	Loaded (Option 1): magazine filled and fitted (if applicable), chamber loaded, hammer and/or sear cocked, and safety catch applied
Time starts:	Audible
Procedure:	After start signal engage all the targets from designated area. IP1 activates target T1 and T2, IP2 activates target T3. All moving targets stays visible at the end of their movement
Safety angles:	90 degrees left/right and top of the backstop

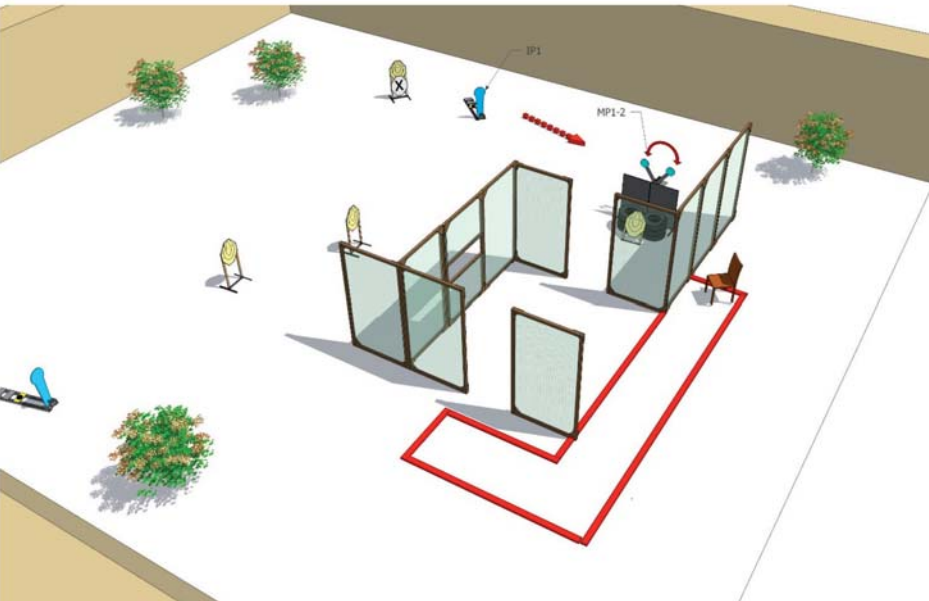
**My score:** \_\_\_\_\_ **A/** \_\_\_\_\_ **C/** \_\_\_\_\_ **D/** \_\_\_\_\_ **Miss/** \_\_\_\_\_ **NS/** \_\_\_\_\_ **Proc** \_\_\_\_\_ **TIME**



## Stage 24

Targets:	4 IPSC Targets, 2 IPSC poppers, 2 IPSC metal plates
Number of rounds to be scored:	12
Start position:	Standing anywhere within designated area
Handgun Ready Condition:	
The Firearm Ready Condition:	Loaded (Option 1): magazine filled and fitted (if applicable), chamber loaded, hammer and/or sear cocked, and safety catch applied
Time starts:	Audible
Procedure:	After start signal engage all the targets from designated area. IP1 activates target T1. All moving targets stay visible at the end of their movement
Safety angles:	90 degrees left/right and top of the backstop

**My score:** \_\_\_\_\_ **A/** \_\_\_\_\_ **C/** \_\_\_\_\_ **D/** \_\_\_\_\_ **Miss/** \_\_\_\_\_ **NS/** \_\_\_\_\_ **Proc** \_\_\_\_\_ **TIME**



## Stage 25

Targets:	4 IPSC Targets, 2 IPSC poppers, 2 IPSC metal plates
Number of rounds to be scored:	12
Start position:	Sitting on a chair as demonstrated
Handgun Ready Condition:	
The Firearm Ready Condition:	Loaded (Option 2): magazine filled and fitted (if applicable), chamber empty and the action closed
Time starts:	Audible
Procedure:	After start signal engage all the targets from designated area. IP1 activate target MP1-2. All moving targets stays visible at end of their movement
Safety angles:	90 degrees left/right and top of the backstop

My score:      A/      C/      D/      Miss/      NS/      Proc      TIME



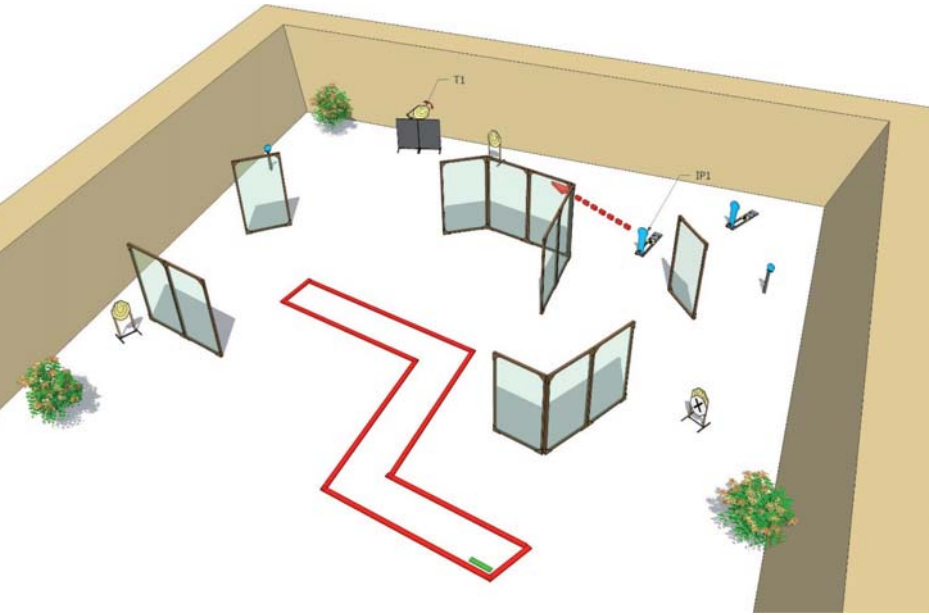


## Stage 26

Targets:	14 IPSC Targets, 2 IPSC metal plates, 2 IPSC poppers
Number of rounds to be scored:	32
Start position:	Standing anywhere within designated area
Handgun Ready Condition:	The Firearm Ready Condition:
	Loaded (Option 1): magazine filled and fitted (if applicable), chamber loaded, hammer and/or sear cocked, and safety catch applied
Time starts:	Audible
Procedure:	After start signal engage all the targets from designated area
Safety angles:	90 degrees left/right and top of the backstop

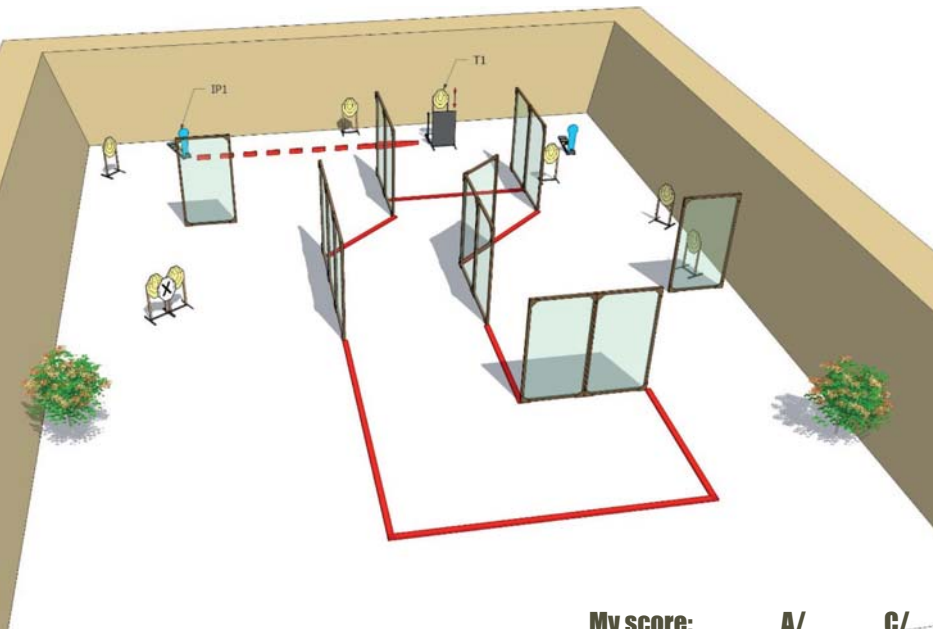
**My score:**      **A/**      **C/**      **D/**      **Miss/**      **NS/**      **Proc**      **TIME**

### Stage 27



**Targets:** 4 IPSC Targets, 2 IPSC poppers, 2 IPSC metal plates  
**Number of rounds to be scored:** 12  
**Start position:** Standing at marks  
**Handgun Ready Condition:**  
**The Firearm Ready Condition:** Loaded (Option 1): magazine filled and fitted (if applicable), chamber loaded, hammer and/or sear cocked, and safety catch applied  
**Time starts:** Audible  
**Procedure:** After start signal engage all the targets from designated area. IP1 activates target T1. All moving targets stay visible at the end of their movement  
**Safety angles:** 90 degrees left/right and top of the backstop

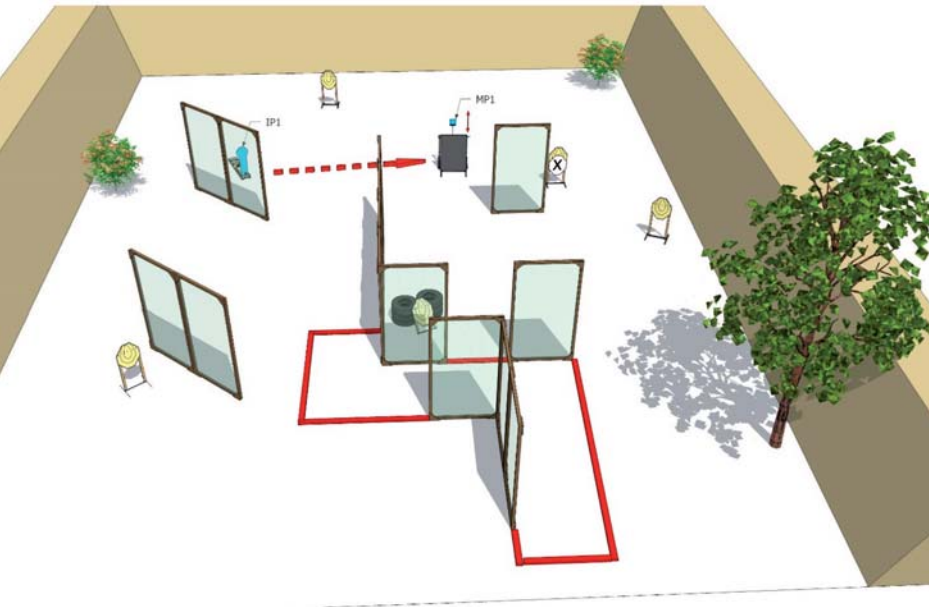
My score:          A/          C/          D/          Miss/          NS/          Proc          TIME



## Stage 28

Targets:	8 IPSC Targets, 2 IPSC poppers
Number of rounds to be scored:	18
Start position:	Standing anywhere within designated area
Handgun Ready Condition:	
The Firearm Ready Condition:	Loaded (Option 1): magazine filled and fitted (if applicable), chamber loaded, hammer and/or sear cocked, and safety catch applied
Time starts:	Audible
Procedure:	After start signal engage all the targets from designated area. IP1 activates target T1. All moving targets stay visible at the end of their movement
Safety angles:	90 degrees left/right and top of the backstop

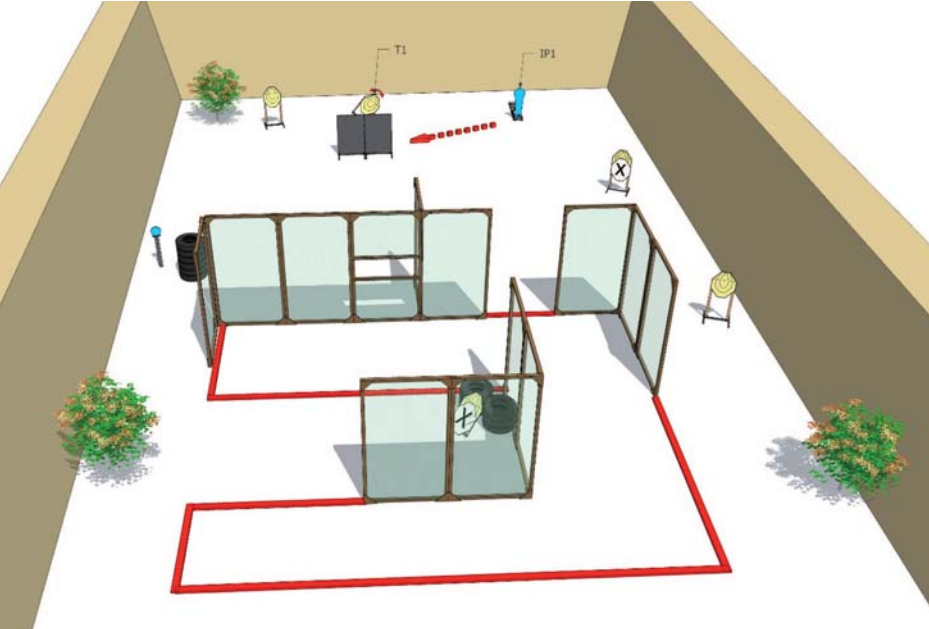
My score: \_\_\_\_\_ A/ \_\_\_\_\_ C/ \_\_\_\_\_ D/ \_\_\_\_\_ Miss/ \_\_\_\_\_ NS/ \_\_\_\_\_ Proc \_\_\_\_\_ TIME



## Stage 29

Targets:	5 IPSC Targets, 1 IPSC Popper, 1 IPSC Metal Plate
Number of rounds to be scored:	12
Start position:	Standing anywhere within designated area
Handgun Ready Condition:	
Condition:	
The Firearm Ready Condition:	Loaded (Option 1): magazine filled and fitted (if applicable), chamber loaded, hammer and/or sear cocked, and safety catch applied
Time starts:	Audible
Procedure:	After start signal engage all the targets from designated area. IP1 activates target MP1. All moving targets stay visible at the end of their movement
Safety angles:	90 degrees left/right and top of the backstop

My score: \_\_\_\_\_ A/ \_\_\_\_\_ C/ \_\_\_\_\_ D/ \_\_\_\_\_ Miss/ \_\_\_\_\_ NS/ \_\_\_\_\_ Proc \_\_\_\_\_ TIME



## Stage 30

- Targets: 5 IPSC Targets, 1 IPSC popper, 1 IPSC metal plate
- Number of rounds to be scored: 12
- Start position: Standing anywhere within designated area
- Handgun Ready
- Condition: The Firearm Ready
- Condition: Loaded (Option 1): magazine filled and fitted (if applicable), chamber loaded, hammer and/or sear cocked, and safety catch applied
- Time starts: Audible
- Procedure: After start signal engage all the targets from designated area. IP1 activates target T1. All moving targets stay visible at the end of their movement
- Safety angles: 90 degrees left/right and top of the backstop

**My score: \_\_\_\_\_ A/ \_\_\_\_\_ C/ \_\_\_\_\_ D/ \_\_\_\_\_ Miss/ \_\_\_\_\_ NS/ \_\_\_\_\_ Proc \_\_\_\_\_ TIME**



#1CHOICEOFCHAMPIONS



# BERETTA

**92X**  
PERFORMANCE



ACCURACY, POWER, SPEED,  
THE #1CHOICEOFCHAMPION'S WAY.  
BERETTA 92X PERFORMANCE.



**BERETTA CHALLENGE**

Be the fastest to shoot and try to win a 92X Performance!